



THE **NATIONAL GOVERNMENT** HANDBOOK **SOUTH AFRICA 2025**

A complete guide to national government in South Africa

nationalgovernment.co.za

PUBLISHED BY

YES!
MEDIA

Order your print or PDF copy here.

PDF copies are indexed and bookmarked with hyperlinks, as well as fully text searchable.

ELEVENTH EDITION

EDITOR Olivia Main • **ASSISTANT EDITOR** Trudy Erispe • **ART DIRECTOR** Candice Turvey
NATIONAL SALES MANAGER Jan Weiss
PROJECT SALES Cassia Passetti, Joy Voss
PICTURE CREDITS Shutterstock.com / Chris Troch and pixelheadphoto digitalskillet

PUBLISHER Yes! Media • **CEO** Deon Muller
TEL +27 21 447 6467 • **EMAIL** info@yesmedia.co.za • **WEBSITE** www.yesmedia.co.za
PHYSICAL ADDRESS Suite 20-301B, Waverley Business Park, Kotzee Road, Mowbray, 7700

The National Government Handbook: South Africa is published annually by Yes! Media. All copyright in the material appearing in this publication belongs to Yes! Media and/or the individual contributors. Opinions expressed are not necessarily those of the editor or Yes! Media. No responsibility is accepted for any errors or omissions in the contents of the publication.

**THE
NATIONAL GOVERNMENT
HANDBOOK
SOUTH AFRICA 2025**

A complete guide to national government in South Africa

ELEVENTH EDITION

nationalgovernment.co.za

Drive the economy forward with the Volkswagen **Crafter 35 Panel Van**

**Powerful. Automatic gearbox.
Best in Class Load Volume.**

Perfectly suited to drive economic success.

Looking for a van that can handle all your fleet business needs? Look no further than the Crafter 35 Panel Van. Its versatility allows for easy custom conversions to suit your specific requirements.

From short turnarounds to long-haul journeys, the benchmark load volume (9.9 – 11m³), fuel efficient 2.0 TDI 103kW diesel engine offering a competitive 340 Nm of torque, an 8-speed automatic gearbox with torque converter makes light work of any load with a maximum payload of 1.5 tonnes. Designed to go the distance, Crafter 35 Auto is equipped with longer gear ratio in 8th gear for low rpms at high speeds to ensure a smoother more fuel-efficient drive (average 12km per litre). Like you and your business, Crafter 35 is here for the long run.

Visit www.vw.co.za to drive our economy forward.



**Commercial
Vehicles**



Crafter

A fresh start for South Africa's public servants

How government employees are breaking free from the debt trap and rebuilding their lives.

“ Now I have room in my budget to focus on building a better future. Bayport gave me the tools and support I needed to regain control.

— Jaco, Schoolteacher ”



Indebtedness isn't just a financial crisis, it's a personal one. Many of South Africa's most committed public servants, from teachers and nurses to clerks and security personnel, spend over half their monthly salaries repaying debt, often to multiple creditors. The result? Stress, absenteeism, and families stuck in survival mode.

Bayport Financial Services understands this challenge because we live it alongside the individuals we serve. Since 2019, we've partnered with government departments and employers to help workers reclaim their income, rebuild their credit, and restore dignity. Our **My Fresh Start** programme provides debt consolidation, creditor negotiations, and financial coaching – all tailored to each customer's unique situation.

What does My Fresh Start look like in real life?

***JOSEPH – Police Officer, Gauteng**

Before:
Paying R18 984 monthly on debts (122% of income).

After Bayport:
Instalments reduced to R6 784.

Saving R12 200 every month!

"Before Bayport, my debt was out of control. I used to owe more than I earned. With settlement discounts and a clear repayment plan, I now have peace of mind and can finally focus on paying off my home."

***JACO – Schoolteacher, Northern Cape**

Before:
R9 027 in monthly instalments, leaving just R5 356 to live on.

After Bayport:
Instalments reduced to R4 987.

Saving R4 040 every month!

***BUSI – Admin Clerk, Eastern Cape**

Before:
Paying R13 047 monthly with only R5 094 left to live on.

After Bayport:
Instalments dropped to R3 347.

Saving R9 700 every month!

"I can finally breathe again. Bayport didn't just help with my debt – they helped me take back my life."

*Names have been changed to protect the privacy of individuals featured in these case studies.

One monthly payment. More breathing room. Real relief.

Bayport's My Fresh Start programme:

- ✓ Settles your listed debts into one consolidated loan.
- ✓ Reduces your monthly instalments.
- ✓ Improves your take-home pay.
- ✓ Includes a free credit health report.
- ✓ Offers free financial education and a personal money coach.
- ✓ Charges no upfront fees.
- ✓ On average, consolidated debt is paid off in just 36 months – **faster and more empowering than debt review.**



Proven results. Real lives changed.

Our social impact*



58 364 customers assisted



46% reduction in average monthly debt instalment



R3 673 average increase in monthly disposable income



Up to **124-point** improvement in credit score post rehabilitation



12 financial literacy modules published



Secured credit (home and vehicle loans) obtained after consolidation:

- **3 667** accounts
- **R1.28 billion** in value

Since 2019, **Bayport** has helped over **58,000** customers reduce their debt and improve their financial health. Many of them have gone on to access secured credit to buy homes and vehicles – proof that a fresh start is possible with the right support.

*As at April 2025

How to get started:

1. Speak to us about your debt – no judgment.
2. We'll assess your credit report and develop a consolidation plan.
3. You get one manageable monthly payment and personalised support.



Call **087 287 4006**



WhatsApp "**hi**" to **087 287 4001**



SMS "**START**" to **30152**

www.bayport.co.za

It's time to say:

- ✓ **#NoMore** to debt holding you back.
- ✓ **#NoMore** to payday loans that leave you broke.
- ✓ **#NoMore** to giving up hope.

Let Bayport help you take the first step toward financial wellness.

your future now

BAYPORT
FINANCIAL SERVICES

The Respiratory Illness Hub – advice for all South Africans

Respiratory infections can pose serious health risks, especially for vulnerable groups such as young children, the elderly and those with chronic conditions. Which is why Bonitas Medical Fund has created the Respiratory Illness Hub: A go-to resource, open to everyone, talking about all things related to respiratory health.

‘Last year we noted a significant increase in hospital admissions for respiratory conditions, including flu, pneumonia, H1N1, RSV, HMPV and COVID-19’, says Lee Callakoppen, Principal Officer of Bonitas. ‘Due to the health risks, we took the decision to be proactive and create an educational hub. Housed on our website, the Hub is a resource open to all South Africans, not just our members and contains valuable information on all matters related to your respiratory health. Articles, infographics and videos guide you through everything from prevention and symptoms to treatment.’

He says the information is comprehensive and includes: Prevention tips, differentiating between various respiratory illnesses, symptoms and treatment.

‘We are trying to prevent the spread of respiratory illnesses and promote a faster recovery, if someone is ill. A critical part of that process is education and awareness,’ says Callakoppen. ‘Knowledge is power and early detection and prevention has always been our strategic focus.’

COMMON RESPIRATORY ILLNESSES WHICH ARE NOT FLU

Both RSV and HMPV are being detected at increasing rates, potentially indicating a broader respiratory illness surge. More common in young children and older adults, symptoms are similar to the common cold: Coughing, wheezing, runny nose, sore throat, fever, fatigue, muscle pain, loss of taste or smell and breathing difficulties.

HOW TO AVOID GETTING RESPIRATORY ILLNESSES

- Clean your hands regularly and thoroughly, with either soap and water or an alcohol-based hand rub
- Avoid touching your eyes, nose or mouth without cleaning your hands first
- Wear a mask in crowded or poorly ventilated spaces
- Improve ventilation where possible (open a window for air flow)
- A strong immune system can also help fend off infections. Eat a balanced diet, exercise regularly and get enough sleep
- Stay at home if you feel ill
- Cover your nose and mouth with a tissue or bent elbow when coughing or sneezing



WHO'S AT RISK?

Children under 5, adults over 65 and people with weakened immune systems. While anyone can catch HMPV and RSV, infants, older adults and those with health conditions like immunosuppression, chronic obstructive pulmonary disease (COPD) and asthma are at higher risk for severe illness.

According to The World Health Organization, it spreads like other common cold viruses, through infectious respiratory particles that circulate through the air. This means you can catch the virus when you are in contact with a sick person or sharing a closed space with them. You can also get infected by touching contaminated surfaces like doorknobs or handles and then touching your eyes, nose or mouth.

LET'S TALK FLU AND THE VACCINE

Flu can lead to various complications, such as pneumonia, bronchitis, sinus infections and ear infections. It can also worsen chronic medical conditions like asthma or heart disease. Complications are more common in high-risk groups: Healthcare workers, people over 65, those with chronic diseases or comorbidities, pregnant women, if your BMI is over 40 and if you are immunocompromised. Flu viruses also mutate very quickly but you can protect yourself by having an annual flu vaccination.

‘Even if the flu vaccine is not 100% effective, it will reduce your risk of getting flu and, if you do get it, it will be a great deal milder,’ says Callakoppen.

‘We’d like to encourage South Africans to access the Hub to learn more about these respiratory viruses, how to avoid contracting them and why we recommend the flu vaccination.’

You’ll find all you need to take control of your respiratory wellbeing on the Respiratory Illness Hub at www.bonitas.co.za/Respiratory-Hub

VISIT OUR

RESPIRATORY ILLNESS HUB

**For everything you need to know
about managing your respiratory
health – from prevention and symptoms
to treatment and support.**

Simply scan the QR code below.



**Or visit
bonitas.co.za/Respiratory-Hub**





GET EDUCATED FOR INDUSTRY 4.0

APPLY WHAT YOU LEARN TODAY IN YOUR CAREER TOMORROW

Cranefield's courses are designed to serve organisational leadership, management and governance needs of the Industry 4.0 economy. Learn to achieve organisational performance excellence through programme-managing cross-functional and inter-organisational supply chain and project activities. What you learn today, you apply tomorrow. The mode of delivery is live online technology-enhanced distance learning.

New Enrolments Each Quarter

- PhD in Commerce and Administration
- Master of Commerce in Programme Management
- Postgraduate Diploma in Programme Management
- Advanced Diploma in Project Management
- Bachelor of Business Administration (BBA)
- Advanced Certificate in Project Management
- Short Courses
- Continuing Professional Development (CPD) Short Courses
- In-house Programmes (Executive and other)



CRANEFIELD COLLEGE
Of Project and Programme Management

FOR MORE INFORMATION ABOUT OUR QUALIFICATIONS
Visit: www.cranefield.ac.za | www.cranefieldacademy.com (short courses)



Registered with the Department of Education as a Private Higher Education Institution under the Higher Education Act, 1997, Registration Certificate No. 2000/HE 07/010.

MESSAGE FROM THE PUBLISHER

We are proud to publish the eleventh annual edition of *The National Government Handbook: South Africa*. It remains the most comprehensive annual guide to all government departments and entities that comprise the national sphere of government in South Africa.

The information in the Handbook is compiled from a variety of sources, such as annual reports, websites and other public documentation. We also conduct comprehensive email and telephonic surveys to verify the information. Some departments and entities are more responsive than others, ensuring more accurate information. A complete explanation of our sources and research methods can be found on page 13.


The Handbook is the sister-publication of our website – nationalgovernment.co.za. The website contains all the information included in the Handbook and is updated on a continuous basis. If you are referencing the kind of data that is susceptible to frequent change it is advisable to check the website for the most current information. It also includes direct links to source documentation, especially annual reports.

The public entities listed in this book do not necessarily constitute a complete list. We endeavour to include all relevant public entities, focusing on those that are clearly operational, with available documentation, audit results and so forth.

Together with our other publications, *The Local Government Handbook: South Africa* and *The Provincial Government Handbook: South Africa*, the Handbooks consolidate, summarise and profile more than 850 government departments, public entities and municipalities in all spheres of government.

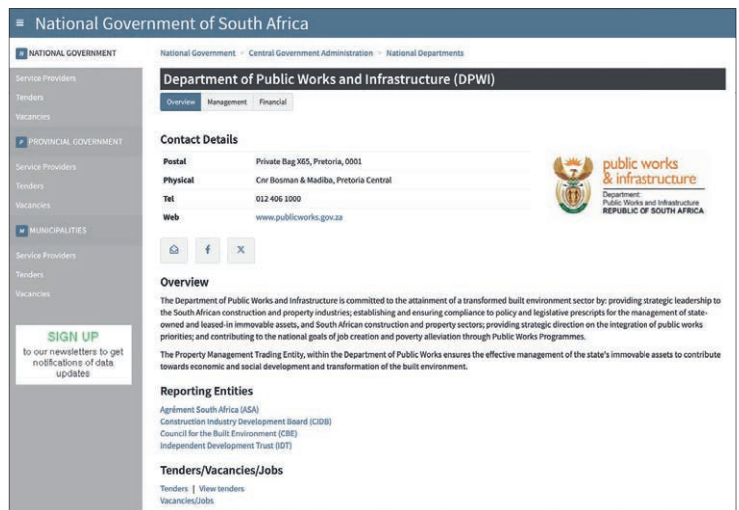
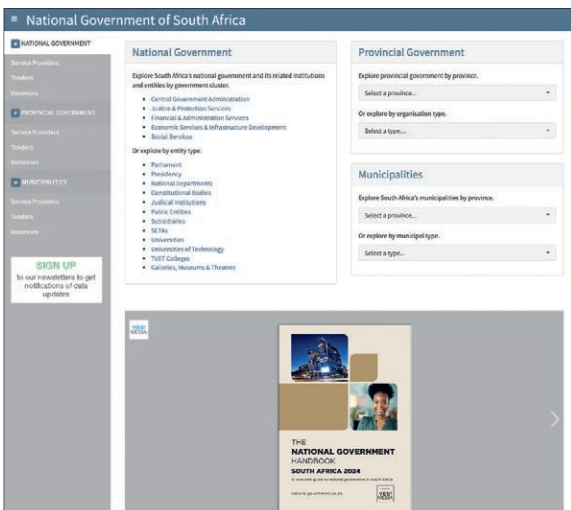
We trust that you will find the information useful and that the publication and website serve as valuable sources of consolidated and easy-to-access government information.

Deon Muller



City street with modern buildings, Johannesburg, South Africa. Photo credit: Rich T Photo

FIND US ONLINE AT NATIONALGOVERNMENT.CO.ZA



www.spu.ac.za | 053 491 0000



SolPlaatjeUniv



@sol_plaatje_university



sol_plaatje_university



@SolPlaatjeUniversityOfficial



@MySPU



TAKE YOUR CAREER TO THE NEXT LEVEL IN 2026!

APPLY FOR POSTGRADUATE STUDIES AT SOL PLAATJE UNIVERSITY
YOUR ACADEMIC PARTNER TO SUCCESS

We are changing lives and enabling brighter futures.

Unlock your potential at Sol Plaatje University where you will find a place of belonging that is intellectually stimulating and provides holistic support ensuring access, retention and success.

FACULTY OF EDUCATION

Be part of the drivers of knowledge that impact lives for a brighter future. With the Faculty of Education, we aspire to create and share knowledge that mould policies and practices in education communities that epitomizes compassion, courage, care and commitment.

Apply to one of our three distinct programme offerings, namely:

- Bachelor of Education (Honours) Curriculum Studies
- Postgraduate Diploma in Mathematics Education
- Master of Education

For more information, contact postgrad.edu@spu.ac.za

FACULTY OF ECONOMIC AND MANAGEMENT SCIENCES

The Faculty of Economic and Management Sciences continually aims to meet the demands of the fast-changing economic and management environment. Join a dynamic and inspiring Faculty that conducts ground-breaking academic research and delivers innovative teaching.

Choose from one of the following exciting programmes:

- Advanced Diploma in Management
- Postgraduate Diploma: Public Management
- Postgraduate Diploma: Entrepreneurship
- Master of Public Management and Governance

For more information, contact postgrad.ems@spu.ac.za

FACULTY OF HUMANITIES

Join a Faculty that is set in a landscape of rich human, natural, cultural and linguistic heritage offering a unique opportunity to make global contributions to the intellectual development and understanding of Humanities.

Our postgraduate programmes are set within three internal departments, namely:

Department of Heritage Studies

- Bachelor of Social Science Honours (Archaeology)
- Bachelor of Social Science Honours (Heritage Studies)
- Master of Arts by Research (Heritage Studies)
- Master of Arts by Research (Archaeology)

Department of Languages and Communication

- Bachelor of Arts Honours in Languages (Afrikaans)
- Bachelor of Arts Honours in Languages (English)
- Bachelor of Arts Honours in Languages (Setswana)
- Master of Arts by Research (Afrikaans)
- Master of Arts by Research (English)

Department of Social Sciences

- Bachelor of Social Science Honours (Anthropology)
- Bachelor of Social Science Honours (History)
- Bachelor of Social Science Honours (Sociology)
- Master of Arts by Coursework
- Master of Arts by Research (Anthropology)
- Master of Arts by Research (History)
- Master of Arts by Research (Sociology)

For more information, contact postgrad.hum@spu.ac.za

FACULTY OF NATURAL AND APPLIED SCIENCES

The Faculty of Natural and Applied Sciences offers an exciting range of programmes with high-calibre teaching for astute thinkers who are interested in the fields of science and technology. Driven by passion, professionalism, integrity and high work ethic, you are guaranteed to be an expert in your chosen field.

Postgraduate Programmes include:

- Bachelor of Science (Honours) Biological Sciences (Botany and Zoology)
- Bachelor of Science (Honours) Computer Science
- Bachelor of Science (Honours) Data Science
- Bachelor of Science (Honours) – Mathematical Sciences (Mathematics, Applied Mathematics and Statistics)
- Bachelor of Science (Honours) – Physical Sciences (Chemistry, Geography and Physics)
- Master of Science in Biological Sciences (Botany, Zoology and Ecology)
- Master of Science in Computer and Information Sciences (Computer Science and Data Science)
- Master of Science (e-Science)

For more information, contact postgrad.nas@spu.ac.za

CONTENTS



Police rider in Cape Town, South Africa. Photo credit: Shutterstock / SchnepfDesign

Message from the Publisher	9
Methodology, Sources and Acknowledgements	13
National Overview	16
Audit Outcomes	24
Unauthorised, Irregular, Fruitless and Wasteful Expenditure	30
Elections 2024 Overview	34
Index of Departments and Entities	215

CENTRAL GOVERNMENT ADMINISTRATION 37

JUSTICE AND PROTECTION SERVICES 69

FINANCIAL AND ADMINISTRATION SERVICES 85

ECONOMIC SERVICES AND INFRASTRUCTURE DEVELOPMENT 100

SOCIAL SERVICES 164

ADVERTISERS

Armaments Corporation of South Africa (Armscor)	14, 72
Bayport Financial Services	4
Bonitas Medical Fund	6
Cranefield College	8
Gap Infrastructure Corporation (GIC)	22
National Association of Automotive Component and Allied Manufacturers (NAACAM)	19
Northern Cape Urban TVET College	25
Public Service Sector Education and Training Authority (PSETA)	12, 193
Sol Plaatje University	10
University of Mpumalanga (UMP)	28
Volkswagen Commercial Vehicles	2

Empowering a Capable and Innovative Public Sector Workforce



The Public Service Sector Education and Training Authority (PSETA) plays a pivotal role in transforming South Africa's public service by developing a skilled, ethical, and professional workforce. As outlined in its 2025–2030 Strategic Plan, PSETA is committed to being the heart of skills development for a developmental state.



Strategic Vision and Mission

PSETA's vision is to be "the heart of developing a skilled, capable, and innovative public sector workforce." Its mission is centred on facilitating effective and ethical public service delivery through research, occupational qualifications, learning programmes, and strategic partnerships.

The 2025–2030 strategy aligns with the National Skills Development Plan (NSDP) and focuses on:

- Enhancing institutional capabilities
- Delivering quality learning interventions
- Producing credible labour market research
- Expanding the public service skills pipeline



Tel: 012 423 5700
Email: communications@pseta.org.za

www.pseta.org.za



Flagship Programmes and Partnerships

- Future Skills for Public Servants – in partnership with TUT Institute of the Future of Work
- Cadet Programme – with the Department of Home Affairs
- Digital Entrepreneurship – with NEMISA
- Youth Disability Learnerships – with NYDA & KZN Department of Social Development
- Public Service Skills Audit Toolkit – with the Department of Public Service and Administration

These initiatives reflect PSETA's drive to be innovative, inclusive, and impact-oriented.



Looking Ahead

PSETA is poised to embrace AI, data analytics, and lifelong learning to elevate public service delivery. With a strong focus on sustainability, responsiveness, and transformation, the Authority continues to advance its mission to empower the sector's greatest resource: its people.

"We are not just building skills – we are building the future of public service."

— Ms Bontle Lerumo, CEO

METHODOLOGY, SOURCES AND ACKNOWLEDGEMENTS

We have taken care to collect, capture and cross-reference the information contained in the Handbook as accurately as possible. It should, however, be recognised that some types of information listed change frequently. It is inevitable that some of it will be incorrect at source or become outdated during and after publication. We, therefore, take no responsibility for the accuracy of the information in the Handbook.

The Handbook is the sister-publication of the website – nationalgovernment.co.za. The website displays more extensive information than the Handbook and is updated throughout the year. Where practical, the website references and links to original source reports. If you notice any errors or omissions, contact us at info@nationalgovernment.co.za so that we may correct the website and future editions of the Handbook.

STRUCTURE OF THE HANDBOOK

The Handbook is structured hierarchically. Departments and public (state-owned) entities are listed primarily according to reporting structure.

At the first level, all departments and public entities are arranged by government 'cluster'. We have generally followed the naming and organisation of clusters as contained in the *Consolidated Financial Statements for the year ended 31 March 2024* (ISBN: 978-1-77997-365-8) published by the National Treasury.

The clusters are:

- Central Government Administration
- Justice and Protection Services
- Financial and Administration Services
- Economic Services and Infrastructure Development
- Social Services.

Within clusters, departments are organised alphabetically, each followed by its reporting departments and public entities (also listed hierarchically and alphabetically). A full index of units is provided on the inside back cover.

SOURCES AND RESEARCH METHOD

Contact details, overviews and particulars of office bearers are updated primarily from each unit's website and public documents, and confirmed via an annual survey conducted with all departments and public entities. The latest survey took place from February 2025 to June 2025. The information should be considered up to date during this period.

While we go to great effort to gather complete and accurate information, some departments and public entities are more responsive than others. Where possible, we cross-reference against news reports and other credible sources.

PUBLIC/STATE-OWNED ENTITIES

The list of public entities in the Handbook is not necessarily complete. The 2013 report of the Presidential Review Committee on State-Owned Entities noted that, after a two-year macro-review of all public entities in South Africa, the Committee was unable to produce an exhaustive list of public entities, especially at the provincial and municipal level. We endeavour to include all that are relevant, focusing on those that are clearly operational, with available documentation and audit results.

AUDIT OUTCOMES

Audit outcomes are primarily sourced from the *Consolidated general report on national and provincial audit outcomes, PFMA*, published annually by the Auditor-General South Africa (AGSA). The full reports are available from agsa.co.za.

The information may later be updated from the following sources:

- Subsequent PFMA reports with updated values for previous years
- The department's or public entity's audit report (primarily as a supplement to 'Audit not finalised' outcomes).

The terminology used is described by AGSA as follows:

Clean audit outcome: The financial statements are free from material misstatements (in other words, a financially unqualified audit opinion) and there are no material findings on reporting on performance objectives or non-compliance with legislation.

Financially unqualified with findings: The financial statements contain no material misstatements. Unless the Auditor-General expresses a clean audit outcome, findings have been raised on either reporting on predetermined objectives or non-compliance with legislation, or both these aspects.

Qualified audit opinion: The financial statements contain material misstatements in specific amounts, or there is insufficient evidence for the Auditor-General to conclude that specific amounts included in the financial statements are not materially misstated.

Adverse audit opinion: The financial statements contain material misstatements that are not confined to specific amounts, or the misstatements represent a substantial portion of the financial statements.

Disclaimer of audit opinion: The auditee provided insufficient evidence in the form of documentation on which to base an audit opinion. The lack of sufficient evidence is not confined to specific amounts, or represents a substantial portion of the information contained in the financial statements.

FINANCIAL INFORMATION

Financial information is sourced from the annual reports of the departments and public entities. Links to the full annual reports are available on our website – nationalgovernment.co.za. When referencing, take note of the following:

- All financial values are in thousands, indicated by 'R'000'.
- Zero values are indicated as '-'.
- Values displayed as 'n/a' indicate the value was not available to us or is not applicable.

In some instances, the annual reports do not match the standardised format we use to display information. In these cases, we have either adapted the information or left the values as 'n/a'. Refer to the annual reports where required.

UNAUTHORISED, IRREGULAR, FRUITLESS AND WASTEFUL (UIF&W) EXPENDITURE

The figures for UIF&W Expenditure are supplied by AGSA. If the figures are unavailable in this report, they may be sourced from the department's or public entity's annual reports.

The terminology is described by AGSA as follows:

Unauthorised expenditure: Expenditure that was in excess of the amount budgeted or allocated by government to the auditee, or that was not incurred in accordance with the purpose for which it was intended.

Irregular expenditure: Expenditure incurred without complying with applicable legislation.

Fruitless and wasteful: Expenditure that was made in vain and could have been avoided had reasonable care been exercised. This includes penalties and interest on late payments, as well as payments for services not utilised or goods not received.

PHOTOGRAPHS OF OFFICE BEARERS

Photographs of office bearers have either been supplied by the departments or public entities, or sourced from their website or annual reports, or sourced from the Government Information and Communication System (GCIS).

Arm Scor – your strategic partner of choice for defence and security solutions

The Armaments Corporation of South Africa SOC Limited (Arm Scor) is an acquisition agency for the South African Department of Defence (DOD), and other organs of state and entities.

Arm Scor's mandate is to provide the armed forces with state-of-the-art defence material, delivering innovative defence solutions efficiently and effectively. The organisation under the leadership of Advocate Solomzi Mbada manages the strategic capabilities of the DOD, producing research and vanguard technological solutions required to provide safety and security for South Africa, its citizens and the continent.

Armcor's Core Businesses

1 Acquisition

One of Armcor's core businesses is acquisition. Its key functions include requirements analysis, technology development, design and development of products and product systems, the industrialisation and manufacturing of mature products and product systems that fully meet user requirements. It also entails procurement of existing and qualified products, as well as the acquisition of product system support for user systems during the operational lifetime of the systems. The organisation has the capability to perform an independent, centralised coordination and management role for technology acquisition and technology commercialisation.



2 Research and Development

Armcor through its Research and Development is able to conduct defence research and scientific research, test and evaluation services, technology management, analysis and industrialisation and intellectual property management services.



3 Naval Dockyard

The dockyard provides repair and maintenance services to the SA Navy on various product systems from tugs to small craft, frigates and submarines. Maintenance and repair services cover both planned and ad-hoc projects. It is one of South Africa's strategic national capabilities, where the country's naval defence maintenance, repair and overall capabilities are housed.



ARMSCOR
Armaments Corporation of South Africa SOC Ltd

For more information contact:

Corporate Communication Division, 370 Nossob Street,
Erasmuskloof X4, Pretoria, Republic of South Africa

Tel: +27 (0) 12 428 1911

E-mail: info@armcor.co.za

www.armcor.co.za

A CONSTITUTIONAL OVERVIEW OF NATIONAL GOVERNMENT IN SOUTH AFRICA

South Africa is a constitutional democracy with a three-tier system of government and an independent judiciary. The powers of the lawmakers (legislative authorities), government (executive authorities) and courts (judicial authorities) are separate from one another.

Government consists of national, provincial and local spheres. The national, provincial and local levels of government all have legislative and executive authority in their own spheres. It is a stated intention in the Constitution that the country should be run on a system of cooperative governance. The three spheres of government are defined in the Constitution as 'distinctive, interdependent and interrelated'.

LEGISLATIVE AUTHORITY

Parliament

Parliament is the legislative authority of South Africa and has the power to make laws for the country in accordance with the Constitution. It consists of the National Assembly and the National Council of Provinces (NCOP). Parliamentary sittings are open to the public.

National Assembly

The National Assembly is elected to represent the people and to ensure democratic governance as required by the Constitution. It does this by electing the President, providing a national forum for public consideration of issues, passing legislation, and scrutinising and overseeing executive action.

The National Assembly consists of 400 members elected through a system of proportional representation. The National Assembly is elected for a term of five years. It is presided over by a Speaker and a Deputy Speaker, who are elected from among its members. The administrative function is delegated to the Secretary to Parliament in terms of the Parliamentary Service Act.

National Council of Provinces (NCOP)

The NCOP is constitutionally mandated to ensure that provincial interests are taken into account in the national sphere of government. It does this mainly by participating in the national legislative process and by providing a national forum for public consideration of issues affecting the provinces.

The NCOP consists of 90 provincial delegates; 10 delegates for each of the nine provinces. A provincial delegation consists of six permanent delegates and four special delegates. The permanent delegates are appointed by the nine provincial legislatures. The four special delegates consist of the Premier of the province and three other special delegates selected by each province from Members of the Provincial Legislature, and are rotated depending on the subject matter being considered by the NCOP. The NCOP is presided over by a Chairperson and a Deputy Chairperson elected from among the delegates.

Elections

National and provincial elections are held once every five years. All South African citizens over the age of 18 are eligible to vote.

The Constitution places all elections and referendums in the country in all three spheres of government under the control of an Independent Electoral Commission, established in terms of the Constitution and the Electoral Commission Act.

National Legislative Process

Any Bill may be introduced in the National Assembly. Only a Cabinet member, Deputy Minister or a member of the National Assembly may introduce a Bill. Money bills may only be introduced by the Cabinet member responsible for financial matters. A Bill passed by the National Assembly must be referred to the NCOP for consideration. If the NCOP rejects a Bill, or passes it subject to amendments, the National Assembly must reconsider the Bill and pass it again, with or without amendments.

There are special conditions for the approval of laws dealing with provinces. A Bill affecting the provinces may be introduced in the NCOP. After the NCOP passes such a Bill, it must be referred to the National Assembly.

After a Bill has been passed by the National Assembly and the NCOP, the President must either assent to and sign the Bill or, if the President has reservations about the constitutionality of the Bill, refer it back to the National Assembly for reconsideration. Once a Bill is passed into law it is called an Act.

NATIONAL GOVERNMENT

The Presidency

The President is the Head of State and the head of the national executive. The executive authority of the state is vested in the President. The President exercises this executive authority, together with the other members of Cabinet.

He or she is elected by the National Assembly from among its members, and must lead the country in the interest of national unity, in accordance with the Constitution and the law. The President appoints the Deputy President from among the members of the National Assembly. The Deputy President assists the President in executing government functions.

The President's powers and responsibilities include, among others: signing Bills into power; summoning the National Assembly or NCOP to extraordinary sittings; making various appointments provided for in the Constitution and in other legislation; appointing commissions of enquiry; calling a national referendum in terms of an Act of Parliament; appointing ambassadors and other diplomatic representatives; pardoning offenders and conferring honours.

Cabinet

The Cabinet consists of the President, the Deputy President and ministers. The President appoints the Deputy President and ministers, assigns their powers and functions, and may also dismiss them. The President may appoint any number of ministers from the members of the National Assembly as well as two additional ministers from outside the members of the National Assembly.

The President appoints a member of Cabinet to be the leader of government business in the National Assembly.

The Deputy President and Ministers are responsible for the powers and functions of the executive assigned to them by the President. Members of Cabinet are accountable collectively and individually to Parliament for the exercise of their powers and the performance of their functions, and must provide Parliament with full and regular reports concerning matters under their control.



Main entrance of the University of South Africa (UNISA), the largest university on the African continent.

Photo credit: Roberto Michel/Shutterstock.com

Deputy Ministers

The President may appoint any number of deputy ministers from the members of the National Assembly as well as two additional deputy ministers from outside the members of the National Assembly. Deputy ministers are not considered part of the Cabinet.

JUDICIAL SYSTEM

Courts

The judicial authority of the country is vested in the courts, which are independent and subject only to the Constitution and the law. The Chief Justice is the head of the judiciary and exercises responsibility over the establishment and monitoring of norms and standards for the exercise of the judicial functions of all courts.

The Constitution provides for the:

- Constitutional Court
- Supreme Court of Appeal
- High Court
- Magistrate's Courts, and
- any other court established by an Act of Parliament.

The Constitutional Court is the highest court in South Africa. It consists of the Chief Justice, the Deputy Chief Justice and nine other judges. It decides primarily constitutional matters, but it may also hear other matters of law which are of general public importance that it itself may decide is in its jurisdiction.

The Supreme Court of Appeal consists of a President, a Deputy President and a number of judges of appeal as determined by the Superior Courts Act. It decides appeals in any matter arising from the High Court of South Africa.

The High Court of South Africa may decide any matter except one that the Constitutional Court has agreed to hear directly, as well as any other matter not assigned to another court by an Act of Parliament. The High Court consists of nine provincial Divisions. Each Division has a Judge President, one or more Deputy Judges President and a number of judges as determined by the Superior Courts Act.

JUDICIAL SERVICE COMMISSION (JSC)

The Constitution establishes a Judicial Service Commission consisting of:

- the Chief Justice (who presides)
- the President of the Supreme Court of Appeal
- one Judge President designated by the Judges President
- the Cabinet member responsible for justice
- two practising advocates nominated by the profession and appointed by the President
- two practising attorneys nominated by the profession and appointed by the President
- one teacher of law at a South African university
- six members of the National Assembly, at least three of opposition parties
- four permanent delegates to the National Council of Provinces
- four people designated by the President after consulting the leaders of all the parties in the National Assembly
- the Judge President of the Division and the Premier of the province (when considering matters relating to a specific Division of the High Court).

The Judicial Service Commission advises the national government on any matter relating to the judiciary or the administration of justice, including the appointment of judges. The Commission determines its own procedures, but decisions must be supported by a majority of its members.

Judicial Officers

The President, after consultation with the Judicial Service Commission and the leaders of parties represented in the National Assembly, appoints the Chief Justice and the Deputy Chief Justice. The President, after consulting the Judicial Service Commission, also appoints the President and Deputy President of the Supreme Court of Appeal. The other judges of the Constitutional Court are appointed by the President from a list of nominees prepared by the Judicial Service Commission. The President also appoints the judges of all other courts on the advice of the Judicial Service Commission.

(Continued on page 18)

*(Continued from page 17)***National Prosecuting Authority (NPA)**

The Constitution establishes a single national prosecuting authority headed up by a National Director of Public Prosecutions, who is appointed by the President. The National Prosecuting Authority is further governed by the National Prosecuting Authority Act. The National Prosecuting Authority has the power to institute criminal proceedings on behalf of the state, and to carry out any necessary functions incidental to instituting criminal proceedings.

CONSTITUTIONAL INSTITUTIONS

The Constitution establishes various independent institutions in order to strengthen constitutional democracy (often referred to as 'Chapter Nine' institutions). These institutions are the:

- Public Protector
- South African Human Rights Commission
- Commission for the Promotion and Protection of the Rights of Cultural, Religious and Linguistic Communities
- Commission for Gender Equality
- Auditor-General
- Electoral Commission.

These institutions are subject only to the Constitution and the law, and they must be impartial and must exercise their powers and perform their functions without fear, favour or prejudice. They are accountable to the National Assembly, and must report on their activities and the performance of their functions to the National Assembly at least once a year.

The Constitution further provides for the establishment of, among others, an Independent Authority to Regulate Broadcasting, a Pan South African Language Board, a Public Service Commission and a Financial and Fiscal Commission.

PUBLIC ADMINISTRATION

Public administration must be governed by the democratic values and principles enshrined in the Constitution, specifically including the following:

- A high standard of professional ethics must be promoted and maintained.
- Efficient, economic and effective use of resources must be promoted.
- Public administration must be development-oriented.
- Services must be provided impartially, fairly, equitably and without bias.
- People's needs must be responded to, and the public must be encouraged to participate in policymaking.
- Public administration must be accountable.
- Transparency must be fostered by providing the public with timely, accessible and accurate information.
- Good human resource management and career development practices must be cultivated to maximise human potential.
- Public administration must be broadly representative of the South African people, with employment and personnel management practices based on ability, objectivity, fairness, and the need to redress the imbalances of the past to achieve broad representation.

The abovementioned principles apply to every sphere of government, all organs of state and public enterprises. The public service must loyally execute the lawful policies of the government of the day. No employee of the public service may be favoured or prejudiced only because that person supports a particular political party or cause.

Public Service Commission

The Constitution establishes a Public Service Commission. The functions of the Commission are generally to promote the values and principles set out above and to investigate, monitor and evaluate the public service. The Commission is accountable to the National Assembly and must report at least once per year to the National Assembly, as well as to the Provincial Legislatures regarding its activities in the provinces.

Department of Public Service and Administration

The Department of Public Service and Administration plays a major policy role in establishing norms and standards for the Public Service, which ensures that service delivery mechanisms, integrated systems and access, human resources, institutional development, and governance initiatives are responsive to the needs of the citizens.

In terms of the Public Service Act, the Minister of Public Service and Administration is responsible for establishing norms and standards relating to:

- the functions of the public service
- organisational structures and the establishment of departments and other organisational and governance arrangements in the public service
- labour relations, conditions of service and other employment practices for employees
- the health and wellness of employees
- information management
- electronic government in the public service
- integrity, ethics, conduct and anti-corruption
- transformation, reform, innovation and any other matter to improve the effectiveness and efficiency of the public service and its service delivery to the public.

The Department oversees the implementation of, among others, the following legislation: the Public Service Act; the State Information Technology Agency (Sita) Act; the Protected Disclosures Act; and the Public Finance Management Act.

SECURITY SERVICES

The security services of the country consist of a single defence force, a single police service and any intelligence services established in terms of the Constitution.

Defence

The primary object of the defence force is to defend and protect the country, its territorial integrity and its people. A member of Cabinet must be responsible for defence. Only the President may authorise the employment of the defence force. When the defence force is employed for any purpose the President must inform Parliament, promptly and in appropriate detail. The Constitution provides for the establishment of a civilian secretariat for defence to function under the direction of the Cabinet member responsible for defence.

Police

The objects of the police service are to: prevent, combat and investigate crime; maintain public order; protect and secure the inhabitants of the country and their property; and uphold and enforce the law. A member of the Cabinet must be responsible for policing and must determine national policing policy after consulting the provincial governments and taking into account the policing needs and priorities of the provinces as determined by the provincial executives.

The President appoints the National Commissioner of the police service, to control and manage the police service. The National Commissioner exercises control over and manages the police service in accordance with the national policing policy and the directions of the Cabinet member responsible for policing.

The Constitution provides for the establishment of a civilian secretariat for the police service function under the direction of the Cabinet member responsible for policing.

Intelligence

Any intelligence service, other than those of the defence force or police service, may be established only by the President and only in terms of national legislation. The President appoints the head of each such intelligence service and either assumes political responsibility for the control and direction of any of those services, or designates a member of Cabinet to assume that responsibility.

(Continued on page 20)



B-BBEE Level 2

National Association of Automotive Component & Allied Manufacturers

SPECIALISED SERVICES

- High level representation with government and other relevant industry stakeholders
- Wage and other industrial relations negotiations in the automotive components sector
- Relationship building and maintenance with key decision-makers in the vehicle assembler community
- Provision of up-to-date information on key trends and current issues impacting the sector
- Networking, marketing and profile building for members and the automotive components sector
- Furthering business development nationally and across regional markets
- Best practice education and advice on policy, regulatory and other strategic industry topics
- Bespoke support for localisation, transformation, skills development and supplier development

NAACAM is recognised as the voice of the South African automotive component industry both domestically and internationally. As a member-driven organisation, we are at the forefront of industry leadership, representation and stakeholder engagement for automotive component manufacturers.

Anchoring our membership base are suppliers to OEMs for assembly in SA as well as to OE export markets and the domestic and global aftermarket.

These manufacturers are supported by a band of associate members who provide a diverse range of specialised business services.

NAACAM devotes significant resources towards positively impacting the localisation, transformation and supplier development environment in SA.



Allhart Office Park, Building 5 - 1st floor,
152 Western Service Road, Woodmead, Sandton, 2191



+27 (0)11 392 4060



info@naacam.co.za



Rainbow over Eskom transmission lines. Orange Free State, South Africa.

Photo credit: Chris Kirchoff/Shutterstock.com

(Continued from page 18)

TRADITIONAL LEADERS

The Constitution recognises the institution, status and role of traditional leadership. Further enabling legislation establishes a National House of Traditional Leaders as well as a Council of Traditional Leaders.

FINANCE

The Constitution provides for a National Revenue Fund into which all money received by the national government must be paid. Money may be withdrawn from the National Revenue Fund only in terms of an appropriation by an Act of Parliament or as a direct charge, if provided for by the Constitution or an Act of Parliament.

Equitable Shares and Division of Revenue

The Constitution requires a division of nationally raised resources between national, provincial and local government. This is done each year through the Division of Revenue Bill, which is tabled with the national budget.

The Division of Revenue Bill may be enacted only after the provincial governments, organised local government and the Financial and Fiscal Commission have been consulted, and any recommendations of the Financial and Fiscal Commission have been considered.

The Bill must take into account:

- the national interest
- any provision that must be made in respect of the national debt and other national obligations
- the needs and interests of the national government, determined by objective criteria
- the need to ensure that the provinces and municipalities are able to provide basic services and perform the functions allocated to them
- the fiscal capacity and efficiency of the provinces and municipalities
- developmental and other needs of provinces, local government and municipalities
- economic disparities within and among the provinces
- obligations of the provinces and municipalities in terms of national legislation
- the desirability of stable and predictable allocations of revenue shares
- the need for flexibility in responding to emergencies or other temporary needs, and other factors based on similar objective criteria.

Budgets and Treasury Control

National, provincial and municipal budgets and budgetary processes must promote transparency, accountability and the effective financial management of the economy, debt and the public sector. The Constitution provides that a national treasury must be

established and that legislation must be passed to ensure both transparency and expenditure control in each sphere of government, by introducing generally recognised accounting practice, uniform expenditure classifications and uniform treasury norms and standards. The national treasury must enforce compliance with these measures and may stop the transfer of funds to an organ of state if that organ of state commits a serious or persistent material breach of those measures.

Financial and Fiscal Commission

The Constitution establishes a Financial and Fiscal Commission, which makes recommendations on financial matters to Parliament, provincial legislatures and any other authorities determined by national legislation. The Commission is appointed by the President and consists of: a Chairperson and a Deputy Chairperson; three people selected after consulting the Premiers; two people selected after consulting organised local government; and two other people. Members of the Commission must have appropriate expertise. The Commission must report regularly both to Parliament and to the provincial legislatures.

Central Bank

The South African Reserve Bank is the central bank of the country and is regulated in terms of an Act of Parliament. The primary object of the South African Reserve Bank is to protect the value of the currency in the interest of balanced and sustainable economic growth in the country.

THE PUBLIC FINANCE MANAGEMENT ACT (PFMA)

The Public Finance Management Act aims to promote the objective of good financial management in order to maximise service delivery through the effective and efficient use of limited resources.

The key objectives of the PFMA are to:

- modernise the system of financial management in the public sector
- enable public sector managers to manage, but at the same time be held more accountable
- ensure the timely provision of quality information
- eliminate waste and corruption in the use of public assets.

The PFMA gives effect to Chapter 13 of the Constitution by establishing legislation that, among other things:

- establishes a National Treasury
- prescribes measures to ensure transparency and expenditure control in each sphere of government
- introduces generally recognised accounting practice, uniform expenditure classifications, and uniform treasury norms and standards
- promotes transparency, accountability, and the effective financial management of the economy, debt and the public sector in the budgetary process

- prescribes budget formats for all the spheres of government
- ensures that procurement is done in accordance with a system which is fair, equitable, transparent, competitive and cost-effective
- defines conditions for the issue of guarantees by a government in any sphere
- limits exclusion from a provincial revenue fund through an Act of Parliament
- determines when and how national government may intervene when an organ of state fails to perform an executive function related to financial management, and circumstances under which funds may be withheld.

National Treasury

The National Treasury is comprised of the Minister of Finance, together with the national department or departments responsible for financial and fiscal matters. The Minister is the head of the National Treasury.

The Constitution confers extensive powers on national government to determine the financial management framework over all organs of state, in all spheres of government. National government must, through national legislation, determine uniform treasury norms and standards.

The National Treasury is further expected to monitor and enforce these norms. The National Treasury, therefore, not only implements the budget of the national government, but also plays a financial oversight role over other organs of state in all spheres of government.

Accounting Officers

The PFMA confers specific responsibilities on Accounting Officers in the public service. These include:

- the operation of basic financial management systems, including internal controls in departments and any entities they control
- ensuring that departments do not overspend their budgets
- reporting on a monthly and annual basis, including the submission of annual financial statements within two months after the end of a financial year
- publishing annual reports in a prescribed format, which includes performance reporting.

Accounting Officers who are negligent and make no effort to comply with these responsibilities face strict disciplinary sanctions, including dismissal. Similar sanctions apply to treasury officials failing to carry out their responsibilities. Accounting Officers are expected to appoint Chief Financial Officers as part of their senior management to enable them to fulfil these responsibilities. Similar fiduciary responsibilities and sanctions are also outlined for the boards (called accounting authorities) of public entities.

AUDITOR-GENERAL SOUTH AFRICA (AGSA)

The Auditor-General of South Africa is the supreme audit institution of South Africa. It is the only institution that, by law, has to audit and report on how the government is spending the South African taxpayers' money.

AGSA annually produces audit reports on all government departments, public entities, municipalities and public institutions. Over and above these entity-specific reports, the audit outcomes

are analysed in general reports that cover both the PFMA and Municipal Finance Management Act (MFMA) cycles. In addition, reports on discretionary audits, performance audits, and other special audits are also produced.

PUBLIC/STATE-OWNED ENTITIES

All government spheres (national, provincial and local) have, through their legislative capacity, the power to establish State-Owned Public Entities. The role of these public entities is to further the programmes of the relevant government institutions or departments. As a general rule each public entity will report to a responsible official in the government institution or department which is responsible for its existence.

The legislative environment regulating public entities in South Africa is characterised by a myriad of legislation that is overlapping, conflicting, and fraught with duplicated provisions. Regulatory instruments are applicable depending on the sphere of government in which the entity is established and operates.

The 2013 report of the Presidential Review Committee on State-Owned Entities (PRC), recommended various major reforms to strengthen public entities. These reforms were to address matters of overarching strategy, legal and regulatory policy, governance, oversight, establishment or disestablishment of public entities, funding, institutional structures, systems, capacity, as well as critical performance evaluation measures. Several Inter-Ministerial Committees, task teams and initiatives have followed, but it is unclear how much progress has been made in implementing the recommendations of the PRC.

As a particular type of public entity, South Africa's large State-Owned Enterprises or Companies (often referred to as SOEs or SOCs) fulfil a significant role in the economy. In various key sectors, such as electricity, rail, ports, pipelines and post, these SOEs operate as monopolies, or with limited competition. It is accepted that most of these have severely underperformed due to poor management, corruption and financial unsustainability.

After the 2024 elections, the Ministry of Public Enterprises was dissolved. The public entities that reported to it were moved to the relevant departments according to function. In 2024 the government introduced the National State Enterprises Bill. The Bill proposes to consolidate the ownership and management of the major SOEs under a single State Asset Management Company. The Bill is currently being processed by the Portfolio Committee on Planning, Monitoring and Evaluation. The committee agreed on a comprehensive programme of engagement with stakeholders, which include National Treasury, the Socio-Economic Impact Assessment Unit (Presidency) and with the National Economic Development and Labour Council (NEDLAC).

Sources:

Constitution of the Republic of South Africa

In Brief: The Auditor-General of South Africa, published by AGSA
Report of the Presidential Review Committee on State-Owned Entities

South Africa Yearbook, published by GCIS

www.agsa.co.za

www.treasury.gov.za

R20 Billion

BLACK BUSINESS FUND

SHOULD TARGET CONSTRUCTION SMMEs

The State of the Nation Address (SoNA) announced a R20 billion-per-year fund to support black-owned and small enterprises, and while this initiative holds great promise for a number of sectors, few would benefit as much as the construction industry. It's therefore imperative that government directs a sizeable portion of this fund to construction in 2025.



By **Olebogeng Manhe**
Chairman of the GIC

Construction already employs thousands of people in disadvantaged communities across the country, and is an ideal sector for entrepreneurs from previously disadvantaged backgrounds to start and build their own business. Having access to additional support through this fund could help these entrepreneurs and new construction firms stabilise early, protect themselves against common small-business risks, and ultimately thrive in a competitive field.

At present, smaller contractors in South Africa face a number of significant challenges, such as difficulty securing financing, managing tight budgets without proper support, and struggling to win rewarding government contracts due to inexperience. They also lack the same resources as larger, more established competitors during difficult times. But with this new fund, there is an opportunity to address many of these problems.

Supporting black entrepreneurs and stimulating small business growth

Greater government support for local municipalities that struggle to keep infrastructure in good condition opens the door for emerging local, black-owned contractors. This, in turn, could expand local contractors' capacity, help to form lasting partnerships with local government, and further reinforce the growth of robust black-owned businesses.

Similarly, as a key private partner in many public infrastructure projects, the Gap Infrastructure Corporation (GIC) regularly hires from local labour pools. We have seen how bringing local workers onboard helps to expedite projects by adding an important perspective in how to best address specific community needs.

The artisans these types of corporate initiatives develop often go on to establish their own small construction enterprises, thereby strengthening the local economy, creating jobs, and eventually allowing them to pay it forward when they become successful themselves.

If smaller businesses can access the kind of support that the R20 billion fund could provide, they will be better positioned to pass on similar opportunities to other workers and small business owners. Furthermore, they can hire and provide training for young people in carpentry, bricklaying, or even administrative tasks essential to running a construction firm.



Developing women in construction

Moreover, SoNA highlighted the importance of training women entrepreneurs to compete for government contracts. Construction has long been a male-dominated industry, and it's time this is changed. Women have repeatedly shown their resilience and proven their expertise in this sector, demonstrating that they can thrive in construction and run influential, competitive companies that drive the industry forward. Involving more women in management and leadership positions will create a stronger, more balanced industry for the benefit of the entire country.

It's also important for established players such as GIC to do our part by mentoring smaller or newer firms, and sharing critical knowledge about safety standards, budgeting, and time management. This is especially critical if we want to encourage more youth and women to run their own construction companies. Providing funding without the necessary know-how won't help them navigate the complexities of tender processes or comply with building regulations.

Finally, to make this transformation fund truly effective, we must set clear rules and ensure the money is well monitored. If there is too much red tape, small businesses might not be able to apply for this funding. If the rules are unclear, entrepreneurs may not understand how to best benefit from it and lose out on critical financial support. As such, government must publish simple, transparent guidelines that explain who can apply, how much funding is available, and what the requirements are for reporting back.



AUDIT OUTCOMES

INSTITUTION	2023/24	2022/23	2021/22	INSTITUTION	2023/24	2022/23	2021/22
Parliament	●	●	●	Municipal Demarcation Board (MDB)	●	●	●
The Presidency	●	●	●	Pan South African Language Board (PanSALB)	●	●	●
NATIONAL DEPARTMENTS				Public Protector South Africa	●	●	●
Civilian Secretariat for Police Service (CSPS)	●	●	●	Public Service Commission (PSC)	●	●	●
Department of Agriculture (DoA)	●	●	●	South African Human Rights Commission (SAHRC)	●	●	●
Department of Agriculture, Land Reform and Rural Development (DALRRD)*	●	●	●	PUBLIC / STATE-OWNED ENTITIES			
Department of Basic Education (DBE)	●	●	●	.za Domain Name Authority (ZADNA)	●	●	●
Department of Communications and Digital Technologies (DCDT)	●	●	●	Academy of Science of South Africa (ASSAf)	●	●	●
Department of Cooperative Governance (DCoG)	●	●	●	Accounting Standards Board (ASB)	●	●	●
Department of Correctional Services (DCS)	●	●	●	African Renaissance and International Cooperation Fund (ARF)	●	●	●
Department of Defence (DoD)	●	●	●	Agrément South Africa (ASA)	●	●	●
Department of Electricity and Energy (DEE)	●	●	●	Agricultural Research Council (ARC)	●	●	●
Department of Employment and Labour (DEL)	●	●	●	Air Traffic and Navigation Services (ATNS)	●	●	●
Department of Forestry, Fisheries and the Environment (DFFE)	●	●	●	Airports Company South Africa (ACSA)	●	●	●
Department of Health (DoH)	●	●	●	Alexkor SOC LTD	●	●	●
Department of Higher Education and Training (DHET)	●	●	●	Amatola Water	●	●	●
Department of Home Affairs (DHA)	●	●	●	Armaments Corporation of South Africa SOC Ltd (ARMSCOR)	●	●	●
Department of Human Settlements (DHS)	●	●	●	Blind SA	●	●	●
Department of International Relations and Cooperation (DIRCO)	●	●	●	Border Management Authority (BMA)	●	●	●
Department of Justice and Constitutional Development (DoJ&CD)	●	●	●	Boxing South Africa	●	●	●
Department of Land Reform and Rural Development (DLRRD)	●	●	●	Brand South Africa	●	●	●
Department of Military Veterans (DMV)	●	●	●	Breede-Olifants Catchment Management Agency	●	●	●
Department of Mineral and Petroleum Resources (DMPR)	●	●	●	Broadband Infraco	●	●	●
Department of Mineral Resources and Energy (DMRE)*	●	●	●	Castle Control Board	●	●	●
Department of Planning, Monitoring and Evaluation (DPME)	●	●	●	Central Energy Fund SOC Ltd (CEF)	●	●	●
Department of Police (SAPS)	●	●	●	Centre for Public Service Innovation (CPSI)	●	●	●
Department of Public Enterprises (DPE)*	●	●	●	Commission for Conciliation, Mediation and Arbitration (CCMA)	●	●	●
Department of Public Service and Administration (DPSA)	●	●	●	Community Schemes Ombud Service (CSOS)	●	●	●
Department of Public Works and Infrastructure (DPWI)	●	●	●	Companies and Intellectual Property Commission (CIPC)	●	●	●
Department of Science, Technology and Innovation (DSI)	●	●	●	Companies Tribunal	●	●	●
Department of Small Business Development (DSBD)	●	●	●	Compensation Fund (CF)	●	●	●
Department of Social Development (DSD)	●	●	●	Competition Commission	●	●	●
Department of Sport, Arts and Culture (DSAC)	●	●	●	Competition Tribunal	●	●	●
Department of Tourism (DT)	●	●	●	Construction Industry Development Board (CIDB)	●	●	●
Department of Trade, Industry and Competition (the dtic)	●	●	●	Co-operative Banks Development Agency (CBDA)**	●	●	●
Department of Traditional Affairs (DTA)	●	●	●	Council for Geoscience (CGS)	●	●	●
Department of Transport (DOT)	●	●	●	Council for Medical Schemes (CMS)	●	●	●
Department of Water and Sanitation (DWS)	●	●	●	Council for Scientific and Industrial Research (CSIR)	●	●	●
Department of Women, Youth and Persons with Disabilities (DWYPD)	●	●	●	Council for the Built Environment (CBE)	●	●	●
Government Communication and Information System (GCIS)	●	●	●	Council on Higher Education (CHE)	●	●	●
Government Pensions Administration Agency (GPAA)	●	●	●	Cross-Border Road Transport Agency (C-BRTA)	●	●	●
Government Printing Works (GPW)	●	●	●	Denel SOC Ltd	●	●	●
Independent Police Investigative Directorate (IPID)	●	●	●	Development Bank of Southern Africa (DBSA)	●	●	●
National School of Government (NSG)	●	●	●	Driving Licence Card Account (DLCA)	●	●	●
National Treasury	●	●	●	Education Labour Relations Council (ELRC)	●	●	●
Office of the Chief Justice (OCJ)	●	●	●	Engineering Council of South Africa (ECSA)	●	●	●
Statistics South Africa (Stats SA)	●	●	●	Eskom Holdings SOC Ltd	●	●	●
CONSTITUTIONAL INSTITUTIONS				Export Credit Insurance Corporation of South Africa SOC Ltd (ECIC)	●	●	●
Auditor-General South Africa (AGSA)	●	●	●	Film and Publication Board (FPB)	●	●	●
Commission for Gender Equality (CGE)	●	●	●	Financial Intelligence Centre (FIC)	●	●	●
Commission for the Promotion and Protection of the Rights of Cultural, Religious and Linguistic Communities	●	●	●	Financial Sector Conduct Authority (FSCA)	●	●	●
Electoral Commission (IEC) of South Africa	●	●	●	Government Employees Medical Scheme (GEMS)	●	●	●
Financial and Fiscal Commission (FFC)	●	●	●	Government Employees Pension Fund (GEPF)	●	●	●
Independent Communications Authority of South Africa (ICASA)	●	●	●	Government Technical Advisory Centre (GTAC)	●	●	●
				Health Professions Council of South Africa (HPCSA)	●	●	●

*The Department was split into separate departments at the end of the 2023/24 financial year.

** The Entity was merged into a new entity at the end of the 2023/24 financial year.

(Continued on page 26)

CLEAN AUDIT	FINANCIALLY UNQUALIFIED WITH FINDINGS	QUALIFIED AUDIT WITH FINDINGS	ADVERSE AUDIT WITH FINDINGS	DISCLAIMER WITH FINDINGS	AUDIT NOT FINALISED AT LEGISLATED DATE	NEW AUDITEE	NOT AVAILABLE
-------------	---------------------------------------	-------------------------------	-----------------------------	--------------------------	--	-------------	---------------

ENROLL AT

NCU TVET



higher education
& training

Department:
Higher Education and Training
REPUBLIC OF SOUTH AFRICA



Northern Cape Urban (NCU) TVET College is a premier institution committed to delivering exceptional technical and vocational education and training. Our mission is clear: we pave the way for socio-economic growth and development. With programs tailored to blend theoretical foundations with hands-on skills, we equip students for successful careers and further academic pursuits.

WHAT WE OFFER:

National Certificate (vocational) Programmes

- Safety in Society
- Transport and Logistics
- Tourism
- Information Technology
- Finance, Economics and Accounting
- Programming and Robotics

National Diplomas

- Tourism
- Marketing Management
- Business Management
- Financial Management

Skills and Occupational Programmes

- Carpenter
- Bricklayer
- Vehicle painter
- Plumber
- Chef
- Hairdresser
- Motor mechanics
- Welder
- Beauty Therapy

WHY CHOOSE NCU TVET COLLEGE?

- Experienced Lecturers: Our lecturers are industry experts with years of experience in their fields.
- Practical Training: We emphasize hands-on training and practical experience to prepare students for the workplace.
- Industry Partnerships: We have strong partnerships with industry leaders, providing students with opportunities for job placement and mentorship.
- Supportive Learning Environment: Our campus provides a supportive and inclusive learning environment, with state-of-the-art facilities and resources.



If you're interested in pursuing a career-driven program at NCU TVET College, here's how to apply:

- Visit our website: www.ncutvet.edu.za

Join NCU TVET College and unlock your potential!



**NORTHERN CAPE
URBAN TVET
COLLEGE**

AUDIT OUTCOMES

(Continued from page 24)

INSTITUTION	2023/24	2022/23	2021/22	INSTITUTION	2023/24	2022/23	2021/22
Housing Development Agency (HDA)	●	●	●	Ports Regulator of South Africa	●	●	●
Human Sciences Research Council (HSRC)	●	●	●	President's Fund	●	●	●
Independent Development Trust (IDT)	●	●	●	Private Security Industry Regulatory Authority (PSIRA)	●	●	●
Independent Regulatory Board for Auditors (IRBA)	●	●	●	Productivity SA	●	●	●
Industrial Development Corporation (IDC)	●	●	●	Property Practitioners Regulatory Authority (PPRA)	●	●	●
Ingonyama Trust Board	●	●	●	Public Investment Corporation SOC Ltd (PIC)	●	●	●
Inkomati-Usuthu Catchment Management Agency (IUCMA)	●	●	●	Quality Council for Trades and Occupations (QCTO)	●	●	●
International Trade Administration Commission of South Africa (ITAC)	●	●	●	Railway Safety Regulator (RSR)	●	●	●
iSimangaliso Wetland Park	●	●	●	Rand Water	●	●	●
Land and Agricultural Development Bank of South Africa (Land Bank)	●	●	●	Road Accident Fund (RAF)	●	●	●
Legal Aid South Africa	●	●	●	Road Traffic Infringement Agency (RTIA)	●	●	●
Lepelle Northern Water	●	●	●	Road Traffic Management Corporation (RTMC)	●	●	●
Magalies Water	●	●	●	Sasria SOC Ltd	●	●	●
Media Development and Diversity Agency (MDDA)	●	●	●	SENTECH SOC Ltd	●	●	●
Mine Health and Safety Council (MHSC)	●	●	●	Small Enterprise Development Agency (SEDA)**	●	●	●
Mintek	●	●	●	Small Enterprise Finance Agency (SEFA)**	●	●	●
Municipal Infrastructure Support Agent (MISA)	●	●	●	Social Housing Regulatory Authority (SHRA)	●	●	●
National Agricultural Marketing Council (NAMC)	●	●	●	South African Airways (SAA)	●	●	●
National Arts Council of South Africa (NAC)	●	●	●	South African Board for Sheriffs	●	●	●
National Consumer Commission (NCC)	●	●	●	South African Broadcasting Corporation SOC Ltd (SABC)	●	●	●
National Consumer Tribunal (NCT)	●	●	●	South African Bureau of Standards (SABS)	●	●	●
National Credit Regulator (NCR)	●	●	●	South African Civil Aviation Authority (SACAA)	●	●	●
National Development Agency (NDA)	●	●	●	South African Council for Educators (SACE)	●	●	●
National Economic Development and Labour Council (NEDLAC)	●	●	●	South African Council for Natural Scientific Professions (SACNASP)	○	●	●
National Electronic Media Institute of South Africa (NEMISA)	●	●	●	South African Council for the Architectural Profession (SACAP)	●	●	●
National Empowerment Fund (NEF)	●	●	●	South African Council for the Project and Construction Management Professions (SACPCMP)	○	●	●
National Energy Regulator of South Africa (NERSA)	●	●	●	South African Council for the Quantity Surveying Profession (SACQSP)	●	●	●
National Film and Video Foundation (NFVF)	●	●	●	South African Diamond and Precious Metals Regulator (SADPMR)	●	●	●
National Financial Ombud Scheme South Africa (NFO)	●	●	●	South African Forestry Company SOC Limited (SAFCOL)	●	●	●
National Gambling Board (NGB)	●	●	●	South African Health Products Regulatory Authority (SAHPRA)	●	●	●
National Health Laboratory Service (NHLS)	●	●	●	South African Heritage Resources Agency (SAHRA)	●	●	●
National Heritage Council of South Africa (NHC)	●	●	●	South African Institute for Drug-Free Sport (SAIDS)	●	●	●
National Home Builders Registration Council (NHBC)	●	●	●	South African Library for the Blind (SALB)	●	●	●
National Housing Finance Corporation SOC Ltd (NHFC)	●	●	●	South African Local Government Association (SALGA)	●	●	●
National Institute for the Humanities and Social Sciences (NIHSS)	●	●	●	South African Maritime Safety Authority (SAMSA)	●	●	●
National Library of South Africa (NLSA)	●	●	●	South African Medical Research Council (SAMRC)	●	●	●
National Lotteries Commission (NLC)	●	●	●	South African National Accreditation System (SANAS)	●	●	●
National Metrology Institute of South Africa (NMISA)	●	●	●	South African National Biodiversity Institute (SANBI)	●	●	●
National Nuclear Regulator (NNR)	●	●	●	South African National Energy Development Institute (SANEDI)	●	●	●
National Radioactive Waste Disposal Institute (NRWDI)	●	●	●	South African National Parks (SANParks)	●	●	●
National Regulator for Compulsory Specifications (NRCS)	●	●	●	South African National Roads Agency SOC Ltd (SANRAL)	●	●	●
National Research Foundation (NRF)	●	●	●	South African National Space Agency (SANSA)	●	●	●
National Skills Fund (NSF)	●	●	●	South African Nuclear Energy Corporation (NECSA)	●	●	●
National Student Financial Aid Scheme (NSFAS)	●	●	●	South African Nursing Council (SANC)	●	●	●
National Transmission Company South Africa (NTCSA)	●	●	●	South African Post Office (SAPO)	●	●	●
National Youth Development Agency (NYDA)	●	●	●	South African Postbank SOC Ltd	●	●	●
Office of Health Standards Compliance (OHSC)	●	●	●	South African Qualifications Authority (SAQA)	●	●	●
Office of the Pension Funds Adjudicator (OPFA)	●	●	●	South African Reserve Bank (SARB)	●	●	●
Office of the Valuer-General	●	●	●	South African Revenue Service (SARS)	●	●	●
Ombud for Financial Services Providers (FAIS Ombud)	●	●	●	South African Social Security Agency (SASSA)	●	●	●
Onderstepoort Biological Products (OBP)	●	●	●	South African Tourism	●	●	●
Overberg Water Board	●	●	●	South African Veterinary Council (SAVC)	●	●	●
Passenger Rail Agency of South Africa (PRASA)	●	●	●	South African Weather Service	●	●	●
Performing Arts Centre of the Free State (PACOFs)	●	●	●	Special Investigating Unit (SIU)	●	●	●
Perishable Products Export Control Board (PPECB)	●	●	●	State Diamond Trader	●	●	●
Petroleum, Oil and Gas Corporation of South Africa (PetroSA)	●	●	●				

*The Department was split into separate departments at the end of the 2023/24 financial year.

** The Entity was merged into a new entity at the end of the 2023/24 financial year.

TABLE OF BOOKMARKS

INSTITUTION	2023/24	2022/23	2021/22	INSTITUTION	2023/24	2022/23	2021/22
State Information Technology Agency (SITA)	●	●	●	False Bay TVET College	●	●	●
Takeover Regulation Panel	●	●	●	Flavius Mareka TVET College	●	●	●
Technology Innovation Agency (TIA)	●	●	●	Gert Sibande TVET College	●	●	●
Telkom	●	●	●	Goldfields TVET College	●	●	●
Trans-Caledon Tunnel Authority (TCTA)	●	●	●	Ikhala TVET College	●	●	●
Transnet SOC Ltd	●	●	●	Ingwe TVET College	●	●	●
Umalusi - Council for Quality Assurance in General and Further Education and Training	●	●	●	King Hintsa TVET College	●	●	●
uMngeni-uThukela Water	●	●	●	King Sabata Dalindyebo TVET College	●	●	●
Unemployment Insurance Fund (UIF)	●	●	●	Lephalale TVET College	●	●	●
Universal Service and Access Agency of South Africa (USAASA)	●	●	●	Letaba TVET College	●	●	●
Universities South Africa (USAf)	○	●	●	Lovedale TVET College	●	●	●
Vaal Central Water	●	●	●	Majuba TVET College	●	●	●
Water Research Commission (WRC)	●	●	●	Maluti TVET College	●	●	●
SECTOR EDUCATION & TRAINING AUTHORITIES (SETAS)				Mnambithi TVET College	●	●	●
Agricultural Sector Education and Training Authority (AgriSETA)	●	●	●	Mopani South TVET College	●	●	●
Banking Sector Education and Training Authority (BANKSETA)	●	●	●	Motheo TVET College	●	●	●
Chemical Industries Education and Training Authority (CHIETA)	●	●	●	Mthashana TVET College	●	●	●
Construction Education and Training Authority (CETA)	●	●	●	Nkangala TVET College	●	●	●
Culture, Arts, Tourism, Hospitality and Sport Sector Education and Training Authority (CATHSSETA)	●	●	●	Northern Cape Rural TVET College	●	●	●
Education, Training and Development Practices Sector Education and Training Authority (ETDP SETA)	●	●	●	Northern Cape Urban TVET College	●	●	●
Energy and Water Sector Education and Training Authority (EWSETA)	●	●	●	Northlink TVET College	●	●	●
Fibre Processing and Manufacturing Sector Education and Training Authority (FP&M SETA)	●	●	●	Orbit TVET College	●	●	●
Finance and Accounting Services Sector Education and Training Authority (FASSET)	●	●	●	Port Elizabeth TVET College	●	●	●
Food and Beverage Manufacturing Industry Sector Education and Training Authority (FoodBev SETA)	●	●	●	Sedibeng TVET College	●	●	●
Health and Welfare Sector Education and Training Authority (HWSETA)	●	●	●	Sekhukhune TVET College	●	●	●
Insurance Sector Education and Training Authority (Inseta)	●	●	●	South Cape TVET College	●	●	●
Local Government Sector Education and Training Authority (LGSETA)	●	●	●	South West Gauteng TVET College	●	●	●
Manufacturing, Engineering and Related Services Sector Education and Training Authority (merSETA)	●	●	●	Taletso TVET College	●	●	●
Media, Information and Communication Technologies Sector Education and Training Authority (MICT SETA)	●	●	●	Thekwini TVET College	●	●	●
Mining Qualifications Authority (MQA)	●	●	●	Tshwane North TVET College	●	●	●
Public Service Sector Education and Training Authority (PSETA)	●	●	●	Tshwane South TVET College	●	●	●
Safety and Security Sector Education and Training Authority (SASSETA)	●	●	●	Umfolozo TVET College	●	●	●
Services Sector Education and Training Authority (SSETA)	●	●	●	Umgungundlovu TVET College	●	●	●
Transport Education Training Authority (TETA)	●	●	●	Vhembe TVET College	●	●	●
Wholesale and Retail Sector Education and Training Authority (W&RSETA)	●	●	●	Vuselela TVET College	●	●	●
PUBLIC TVET COLLEGES				Waterberg TVET College	●	●	●
Boland TVET College	●	●	●	West Coast TVET College	●	●	●
Buffalo City TVET College	●	●	●	Western College for TVET	●	●	●
Capricorn TVET College	●	●	●	GALLERIES, MUSEUMS & THEATRES			
Central Johannesburg TVET College	●	●	●	Amazwi South African Museum of Literature	●	●	●
Coastal TVET College	●	●	●	Artscape	●	●	●
College of Cape Town for TVET	●	●	●	Die Afrikaanse Taalmuseum en -monument	●	●	●
Eastcape Midlands TVET College	●	●	●	Ditsong: Museums of South Africa	●	●	●
Ehlanzeni TVET College	●	●	●	Freedom Park	●	●	●
Ekurhuleni East TVET College	●	●	●	Iziko Museums of South Africa	●	●	●
Ekurhuleni West TVET College	●	●	●	KwaZulu-Natal Museum	●	●	●
Elangeni TVET College	●	●	●	Luthuli Museum	●	●	●
Esayidi TVET College	●	●	●	Mandela Bay Theatre Complex	●	●	●
				Market Theatre Foundation	●	●	●
				National Museum, Bloemfontein	●	●	●
				Nelson Mandela Museum	●	●	●
				Robben Island Museum	●	●	●
				South African State Theatre	●	●	●
				The Playhouse Company	●	●	●
				uMsunduzi Museum	●	●	●
				War Museum of the Boer Republics	●	●	●
				William Humphreys Art Gallery	●	●	●

CLEAN AUDIT	FINANCIALLY UNQUALIFIED WITH FINDINGS	QUALIFIED AUDIT WITH FINDINGS	ADVERSE AUDIT WITH FINDINGS	DISCLAIMER WITH FINDINGS	AUDIT NOT FINALISED AT LEGISLATED DATE	NEW AUDITEE	NOT AVAILABLE
-------------	---------------------------------------	-------------------------------	-----------------------------	--------------------------	--	-------------	---------------



The University of Mpumalanga (UMP) is a comprehensive University which offers a variety of undergraduate and postgraduate studies. At present, the University has three Faculties: the Faculty of Agriculture and Natural Sciences, the Faculty of Education, and the Faculty of Economics, Development, and Business Sciences. UMP offers qualifications from Higher Certificates to Doctoral Degrees.

UMP was established in 2013 and enrolled the first cohort of 169 students in February 2014 in three programmes: Bachelor of Education (Foundation Phase Teaching), Bachelor of Agriculture in Agricultural Extension and Rural Resource Development and Diploma in ICT.

The University has experienced rapid and gratifying growth since its establishment with 11,885 enrolled students in 2025 and offering 78 Programmes accredited by the Council on Higher Education. UMP celebrated its 10th anniversary in 2023 under the theme: A Decade of Excellence and Creating Opportunities. Outstanding attributions of the University include

inter alia its iconic infrastructure, the highly regarded Centre for Entrepreneurship Rapid Incubation (CFERI), which nurtures student entrepreneurs. Its prominent suite of national and international partnerships in support of both undergraduate education and postgraduate research, and a unique and recognised approach to Engagement.

TEACHING AND LEARNING

Takes centre stage to advance the academic project

Teaching and Learning at UMP focuses on the development of students as independent and critical thinkers with a

passion for knowledge and its application. Our approach to teaching is theoretically informed, pedagogically appropriate, and sensitive to diversity in all its forms in the educational environment. Therefore, our continuously developing qualifications and curricula are context responsive.

UMP has been able to attract and retain established academics in various disciplines. Currently, 52% of UMP academic staff have Doctoral Degrees. First Time Entering students (FTEN) are supported in the transition from school to university by a well-developed Orientation Week and a First Year Experience (FYE). Ongoing support is provided by peer mentors and tutors. As a result of these

VISION

To be an African University leading in creating opportunities for sustainable development through innovation.

MISSION

To offer high quality educational and training opportunities that foster the holistic development of students through teaching and learning, research and scholarship, and engagement, in collaboration with strategic partners.



interventions, student success is generally high with a pass rate ranging from 80-85%.

The University seeks to produce quality graduates who are (a) resourceful, responsive, and responsible, (b) innovative and entrepreneurial, (c) confident and effective communicators, (d) ethically and socially aware change agents, (e) adaptable, and (f) have sound discipline knowledge. UMP has graduated 6,010 students since its establishment. The University will further graduate a total of 2,035 during its 10th graduation to be held on 08, 09 and 10 May 2025.

RESEARCH AND INNOVATION

Generating new knowledge in support of social and economic development

UMP conducts research that contributes to local, regional, national, and global sustainability. Focusing on research has placed

UMP in an advanced position among the institutions of higher learning despite it being one of the two new universities established in post-apartheid South Africa. We have developed rapidly in terms of research capacity development, research disciplines, national and international research partnerships, and research outputs.

The University's current research areas of interest include agriculture, biological and environmental sciences, information and communication technology, developmental studies, hospitality management and tourism and education.

Amongst some of the key research highlights since our establishment is being awarded the National Research Foundation (NRF) Excelleration Award in 2022, which acknowledges South African research institutions for achieving the most improved research performance. In 2023 UMP was awarded the National Research Foundation (NRF) CEO's Special Recognition Award, which

recognises a South African research institution that has previously won the Excelleration Award and has continued its progress and commitment to excellence in research performance. Our NRF Rated Researchers have increased from 1 in 2014 to 16 in 2025.

STATE-OF-THE-ART LIBRARY

With socially interactive space

UMP has a state-of-the-art library that is socially interactive and strikes a balance between quiet, collaborative, virtual, research and communal spaces. The library ensures its relevance and responsiveness to the university's objectives of teaching, learning, research and community engagement, all in the midst of rapid changes in technology in higher education. It has grown its collection and service offering progressively over the last few years, an evolution that has been relative to the increased number of students and staff within the university.

FIND US

Mbombela Campus: Cnr R40 and D725 Roads, Mbombela 1200
Siyabuswa Campus: Bheki Mfundo Drive, Siyabuswa, South Africa
Switchboard: 013 002 0049/50
Email: info@ump.ac.za

CONNECT WITH US

Instagram: [@unimpumalanga](https://www.instagram.com/unimpumalanga)
Twitter: [@unimpumalanga](https://twitter.com/unimpumalanga)
Facebook: [@UniMpumalanga](https://www.facebook.com/UniMpumalanga)
LinkedIn: [@University of Mpumalanga](https://www.linkedin.com/company/University-of-Mpumalanga)
Website: www.ump.ac.za



**UNIVERSITY OF
MPUMALANGA**

Creating Opportunities

UNAUTHORISED, IRREGULAR, FRUITLESS AND WASTEFUL EXPENDITURE

INSTITUTION	2023/24	2022/23	INSTITUTION	2023/24	2022/23
Parliament	R8.4m	R0.2m	PUBLIC / STATE-OWNED ENTITIES		
The Presidency	R4.2m	R0.2m	.za Domain Name Authority (ZADNA)	-	-
NATIONAL DEPARTMENTS			Academy of Science of South Africa (ASSAf)	-	-
Civilian Secretariat for Police Service (CSPS)	-	R1.1m	Accounting Standards Board (ASB)	-	-
Department of Agriculture, Land Reform and Rural Development (DALRRD)*	-	R45.4m	African Renaissance and International Cooperation Fund (ARF)	-	-
Department of Basic Education (DBE)	R252.1m	R1 069m	Agrément South Africa (ASA)	R1.9m	R3.2m
Department of Communications and Digital Technologies (DCDT)	R0.1m	R17.7m	Agricultural Research Council (ARC)	R32.0m	-
Department of Cooperative Governance (DCoG)	R159.7m	R475.2m	Air Traffic and Navigation Services (ATNS)	R2.9m	R1.2m
Department of Correctional Services (DCS)	R623.4m	R195.7m	Airports Company South Africa (ACSA)	R102.0m	R103.9m
Department of Defence (DoD)	R4 402m	R3 739m	Alexkor SOC LTD	-	R3.8m
Department of Employment and Labour (DEL)	R172.5m	R125.3m	Amatola Water	R91.9m	R120.2m
Department of Forestry, Fisheries and the Environment (DFFE)	R109.8m	R629.8m	Armaments Corporation of South Africa SOC Ltd (ARMSCOR)	R5.7m	R41.1m
Department of Health (DoH)	-	-	Boxing South Africa	R2.4m	R1.5m
Department of Higher Education and Training (DHET)	-	R0.1m	Brand South Africa	-	R0.1m
Department of Home Affairs (DHA)	R578.9m	R33.0m	Breede-Olifants Catchment Management Agency	-	R8.1m
Department of Human Settlements (DHS)	R0.9m	R3.6m	Broadband Infraco	R17.2m	R22.9m
Department of International Relations and Cooperation (DIRCO)	R644.6m	R2 111m	Castle Control Board	-	R0.1m
Department of Justice and Constitutional Development (DoJ&CD)	R296.0m	R68.5m	Central Energy Fund SOC Ltd (CEF)	R0.1m	R1.0m
Department of Military Veterans (DMV)	R12.5m	R90.3m	Centre for Public Service Innovation (CPSI)	-	R0.2m
Department of Mineral Resources and Energy (DMRE)*	R3.0m	R9.1m	Commission for Conciliation, Mediation and Arbitration (CCMA)	R0.2m	R0.1m
Department of Planning, Monitoring and Evaluation (DPME)	R7.5m	R6.0m	Community Schemes Ombud Service (CSOS)	R26.9m	R28.9m
Department of Police (SAPS)	R277.1m	R404.0m	Companies and Intellectual Property Commission (CIPC)	-	-
Department of Public Enterprises (DPE)*	R7.8m	R3.1m	Companies Tribunal	R1.1m	R0.4m
Department of Public Service and Administration (DPSA)	-	-	Compensation Fund (CF)	R101.2m	R29.8m
Department of Public Works and Infrastructure (DPWI)	R61.4m	R3.9m	Competition Commission	R0.8m	R0.5m
Department of Science, Technology and Innovation (DSI)	-	-	Competition Tribunal	-	R0.1m
Department of Small Business Development (DSBD)	R0.1m	R0.7m	Construction Industry Development Board (CIDB)	-	-
Department of Social Development (DSD)	R6.0m	R18.5m	Council for Geoscience (CGS)	-	-
Department of Sport, Arts and Culture (DSAC)	R2.5m	-	Council for Medical Schemes (CMS)	R0.9m	R1.5m
Department of Tourism (DT)	R0.8m	R4.7m	Council for Scientific and Industrial Research (CSIR)	R0.1m	R0.8m
Department of Trade, Industry and Competition (the dtic)	-	-	Council for the Built Environment (CBE)	-	-
Department of Traditional Affairs (DTA)	R1.1m	R0.3m	Council on Higher Education (CHE)	R0.1m	-
Department of Transport (DOT)	R1.9m	R3.3m	Cross-Border Road Transport Agency (C-BRTA)	-	R0.1m
Department of Water and Sanitation (DWS)	-	R1.3m	Denel SOC Ltd	-	R28.0m
Department of Women, Youth and Persons with Disabilities (DWYPD)	-	R0.7m	Development Bank of Southern Africa (DBSA)	-	R0.1m
Government Communication and Information System (GCIS)	R0.8m	R10.4m	Driving Licence Card Account (DLCA)	R4.3m	R41.9m
Government Pensions Administration Agency (GPAA)	R3.9m	R30.9m	Education Labour Relations Council (ELRC)	-	-
Government Printing Works (GPW)	R142.6m	R141.2m	Engineering Council of South Africa (ECSA)	-	-
Independent Police Investigative Directorate (IPID)	R0.3m	R0.1m	Eskom Holdings SOC Ltd	R4 739m	R5 135m
National School of Government (NSG)	-	-	Export Credit Insurance Corporation of South Africa SOC Ltd (ECIC)	-	R1.3m
National Treasury	R10.8m	R12.1m	Film and Publication Board (FPB)	R0.3m	-
Office of the Chief Justice (OCJ)	R40.8m	R69.5m	Financial Intelligence Centre (FIC)	R1.1m	R1.4m
Statistics South Africa (Stats SA)	R265.3m	R1 062m	Financial Sector Conduct Authority (FSCA)	-	-
CONSTITUTIONAL INSTITUTIONS			Government Employees Medical Scheme (GEMS)	n/a	-
Auditor-General South Africa (AGSA)	-	R0.1m	Government Employees Pension Fund (GEPF)	-	-
Commission for Gender Equality (CGE)	R4.4m	R11.5m	Government Technical Advisory Centre (GTAC)	R19.2m	R22.3m
Commission for the Promotion and Protection of the Rights of Cultural, Religious and Linguistic Communities	-	-	Health Professions Council of South Africa (HPCSA)	-	R0.4m
Electoral Commission (IEC) of South Africa	R3.3m	R4.1m	Housing Development Agency (HDA)	R38.2m	R1 092m
Financial and Fiscal Commission (FFC)	R0.3m	R1.9m	Human Sciences Research Council (HSRC)	R0.5m	R31.0m
Independent Communications Authority of South Africa (ICASA)	R52.5m	R41.9m	Independent Development Trust (IDT)	R125.7m	R271.8m
Municipal Demarcation Board (MDB)	R1.4m	R7.2m	Independent Regulatory Board for Auditors (IRBA)	-	-
Pan South African Language Board (PanSALB)	R4.1m	R2.4m	Industrial Development Corporation (IDC)	R5.9m	R8.6m
Public Protector South Africa	R6.0m	R43.8m	Ingonyama Trust Board	R0.2m	R1.5m
Public Service Commission (PSC)	R0.4m	R0.1m	Inkomati-Usuthu Catchment Management Agency (IUCMA)	-	R0.2m
South African Human Rights Commission (SAHRC)	R6.7m	R11.8m	International Trade Administration Commission of South Africa (ITAC)	-	-
			iSimangaliso Wetland Park	R0.1m	R1.0m
			Land and Agricultural Development Bank of South Africa (Land Bank)	R0.9m	R8.1m

*The Department was split into separate departments at the end of the 2023/24 financial year.

** The Entity was merged into a new entity at the end of the 2023/24 financial year.

***The above figures are aggregated totals for Unauthorised, Irregular, Fruitless and Wasteful Expenditure. While the figures are aggregated for the purpose of this table, each type of expenditure is different in nature. Please refer to p13 for definitions and source information.

TABLE OF BOOKMARKS

INSTITUTION	2023/24	2022/23
Legal Aid South Africa	R4.8m	R14.3m
Lepelle Northern Water	-	-
Magalies Water	R65.1m	R92.5m
Media Development and Diversity Agency (MDDA)	R3.9m	R7.1m
Mine Health and Safety Council (MHSC)	n/a	R1.1m
Mintek	R8.8m	R18.0m
Municipal Infrastructure Support Agent (MISA)	-	-
National Agricultural Marketing Council (NAMC)	R0.1m	R2.1m
National Arts Council of South Africa (NAC)	R2.1m	R3.9m
National Consumer Commission (NCC)	-	-
National Consumer Tribunal (NCT)	-	-
National Credit Regulator (NCR)	R23.2m	R3.1m
National Development Agency (NDA)	R0.9m	R0.6m
National Economic Development and Labour Council (NEDLAC)	R0.7m	R0.2m
National Electronic Media Institute of South Africa (NEMISA)	R0.3m	R2.2m
National Empowerment Fund (NEF)	R261.7m	R221.4m
National Energy Regulator of South Africa (NERSA)	-	-
National Film and Video Foundation (NFVF)	-	R1.1m
National Gambling Board (NGB)	-	-
National Health Laboratory Service (NHLS)	R518.5m	R705.1m
National Heritage Council of South Africa (NHC)	R7.0m	R4.6m
National Home Builders Registration Council (NHBC)	-	R1.2m
National Housing Finance Corporation SOC Ltd (NHFC)	R8.9m	R6.6m
National Institute for the Humanities and Social Sciences (NIHSS)	R0.2m	-
National Library of South Africa (NLSA)	-	R0.2m
National Lotteries Commission (NLC)	R177.4m	R366.2m
National Metrology Institute of South Africa (NMISA)	R0.4m	-
National Nuclear Regulator (NNR)	-	-
National Radioactive Waste Disposal Institute (NRWDI)	R0.3m	-
National Regulator for Compulsory Specifications (NRCS)	R0.9m	R5.3m
National Research Foundation (NRF)	-	-
National Skills Fund (NSF)	-	-
National Student Financial Aid Scheme (NSFAS)	-	R136.5m
National Youth Development Agency (NYDA)	-	R0.1m
Office of Health Standards Compliance (OHSC)	-	R0.1m
Office of the Pension Funds Adjudicator (OPFA)	-	-
Office of the Valuer-General	R1.6m	-
Ombud for Financial Services Providers (FAIS Ombud)	-	-
Onderstepoort Biological Products (OBP)	R3.2m	-
Overberg Water Board	R0.1m	-
Passenger Rail Agency of South Africa (PRASA)	R5 742m	R6 758m
Performing Arts Centre of the Free State (PACOF)	R4.5m	-
Perishable Products Export Control Board (PPECB)	R0.8m	R2.1m
Petroleum, Oil and Gas Corporation of South Africa (PetroSA)	R431.2m	R48.2m
Ports Regulator of South Africa	R5.3m	R0.2m
President's Fund	-	-
Private Security Industry Regulatory Authority (PSIRA)	R3.3m	R79.4m
Productivity SA	R9.3m	-
Property Practitioners Regulatory Authority (PPRA)	R12.5m	R15.2m
Public Investment Corporation SOC Ltd (PIC)	R1.5m	R0.1m
Quality Council for Trades and Occupations (QCTO)	-	-
Railway Safety Regulator (RSR)	R84.0m	R0.7m
Rand Water	R741.3m	R513.6m
Road Accident Fund (RAF)	R0.3m	R6.3m
Road Traffic Infringement Agency (RTIA)	R0.6m	R10.1m
Road Traffic Management Corporation (RTMC)	R0.1m	R2.9m
Sasria SOC Ltd	R39.1m	R4.0m
SENTECH SOC Ltd	R20.1m	R12.8m
Small Enterprise Development Agency (SEDA)**	R0.1m	R1.0m
Small Enterprise Finance Agency (SEFA)**	-	R0.2m
Social Housing Regulatory Authority (SHRA)	-	R77.8m
South African Airways (SAA)	-	R157.5m
South African Board for Sheriffs	-	-
South African Broadcasting Corporation SOC Ltd (SABC)	R95.3m	R50.9m
South African Bureau of Standards (SABS)	R10.5m	R8.6m
South African Civil Aviation Authority (SACAA)	-	R0.3m
South African Council for Educators (SACE)	R0.4m	R0.1m
South African Council for the Architectural Profession (SACAP)	-	-
South African Council for the Quantity Surveying Profession (SACQSP)	-	-
South African Diamond and Precious Metals Regulator (SADPMR)	R0.2m	-

INSTITUTION	2023/24	2022/23
South African Forestry Company SOC Limited (SAFCOL)	R0.3m	R0.3m
South African Health Products Regulatory Authority (SAHPRA)	-	R0.3m
South African Heritage Resources Agency (SAHRA)	-	R0.1m
South African Institute for Drug-Free Sport (SAIDS)	R1.7m	R12.6m
South African Library for the Blind (SALB)	R2.8m	R2.1m
South African Local Government Association (SALGA)	R0.2m	-
South African Maritime Safety Authority (SAMSA)	R19.0m	R14.4m
South African Medical Research Council (SAMRC)	-	-
South African National Accreditation System (SANAS)	R0.2m	-
South African National Biodiversity Institute (SANBI)	R2.2m	R1.9m
South African National Energy Development Institute (SANEDI)	-	-
South African National Parks (SANParks)	R523.1m	R449.5m
South African National Roads Agency SOC Ltd (SANRAL)	R495.1m	R10 193m
South African National Space Agency (SANSA)	-	-
South African Nuclear Energy Corporation (NECSA)	R3.8m	R27.4m
South African Nursing Council (SANC)	-	-
South African Post Office (SAPO)	R57.3m	R337.9m
South African Postbank SOC Ltd	-	R165.8m
South African Qualifications Authority (SAQA)	-	-
South African Revenue Service (SARS)	R32.5m	R1.4m
South African Social Security Agency (SASSA)	R35.0m	R22.1m
South African Tourism	R28.4m	R11.1m
South African Weather Service	R0.1m	R0.2m
Special Investigating Unit (SIU)	R14.8m	R0.1m
State Diamond Trader	-	-
State Information Technology Agency (SITA)	R188.8m	R486.0m
Takeover Regulation Panel	R1.7m	-
Technology Innovation Agency (TIA)	R3.5m	R9.2m
Telkom	-	-
Trans-Caledon Tunnel Authority (TCTA)	R0.2m	R127.5m
Transnet SOC Ltd	R4 818m	R3 246m
Umalusi - Council for Quality Assurance in General and Further Education and Training	R1.6m	-
uMngeni-uThukela Water	R1 407m	R693.4m
Unemployment Insurance Fund (UIF)	R21.8m	R56.2m
Universal Service and Access Agency of South Africa (USAASA)	R7.5m	R7.5m
Vaal Central Water	R446.0m	R308.9m
Water Research Commission (WRC)	-	-
SECTOR EDUCATION & TRAINING AUTHORITIES (SETAS)		
Agricultural Sector Education and Training Authority (AgriSETA)	-	R77.9m
Banking Sector Education and Training Authority (BANKSETA)	R1.9m	R1.6m
Chemical Industries Education and Training Authority (CHIETA)	-	R0.8m
Construction Education and Training Authority (CETA)	R7.1m	R84.9m
Culture, Arts, Tourism, Hospitality and Sport Sector Education and Training Authority (CATHSETA)	-	R27.8m
Education, Training and Development Practices Sector Education and Training Authority (ETDP SETA)	R5.9m	R1.3m
Energy and Water Sector Education and Training Authority (EWSETA)	R8.5m	R8.6m
Fibre Processing and Manufacturing Sector Education and Training Authority (FP&M SETA)	R3.8m	R3.9m
Finance and Accounting Services Sector Education and Training Authority (FASSET)	R0.5m	R0.4m
Food and Beverage Manufacturing Industry Sector Education and Training Authority (FoodBev SETA)	-	R0.5m
Health and Welfare Sector Education and Training Authority (HWSETA)	R4.6m	R5.2m
Insurance Sector Education and Training Authority (Inseta)	R0.7m	R5.0m
Local Government Sector Education and Training Authority (LGSETA)	R51.8m	R86.5m
Manufacturing, Engineering and Related Services Sector Education and Training Authority (merSETA)	R3.0m	R1 314m
Media, Information and Communication Technologies Sector Education and Training Authority (MICT SETA)	R0.1m	R1.3m
Mining Qualifications Authority (MQA)	-	R20.5m
Public Service Sector Education and Training Authority (PSETA)	-	R0.2m
Safety and Security Sector Education and Training Authority (SASSETA)	R1.3m	R1.1m
Services Sector Education and Training Authority (SSETA)	R193.3m	R220.1m
Transport Education Training Authority (TETA)	R5.2m	-
Wholesale and Retail Sector Education and Training Authority (W&RSETA)	R15.6m	R18.5m



UIF&W EXPENDITURE

CARS 4 GOOD



4 CARS 4 WINNERS

One donation enters you into all the draws, where you could win not just one, but up to four **Mitsubishi Outlanders** – plus, you'll be helping us save lives every day.

Do good, feel good – get your ticket today!

TICKETS JUST R695

**SCAN THE
QR CODE
USING YOUR CAMERA
TO ENTER**



ELECTIONS 2024 OVERVIEW

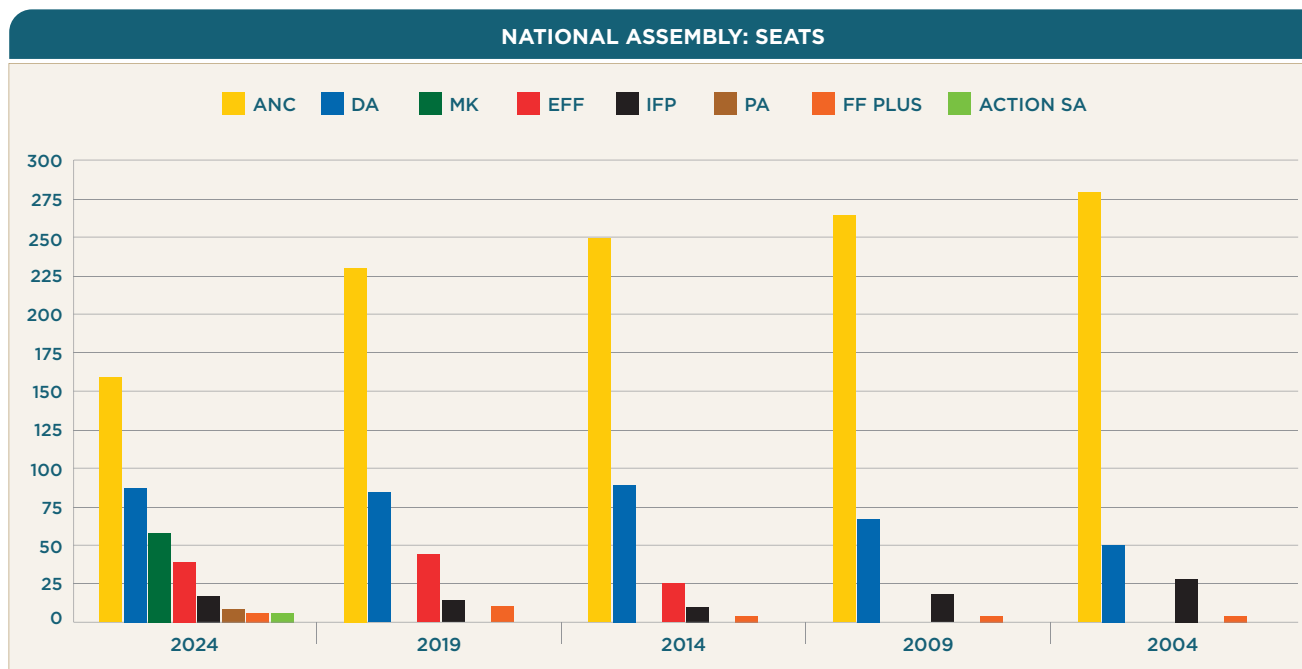
Exploring trends in voter support and turnout from 1999 to 2024

On 29 May 2024, South Africa held its seventh general elections since the end of the apartheid era in 1994. The general elections served to elect the members of the National Assembly as well as the members of the nine provincial legislatures.

The leading African National Congress (ANC), which has dominated government since 1994, retained its leading position but lost its overall majority at national level. It also did not achieve a majority in four out of the nine provinces. After the elections the ANC formed a 'government of national unity' with the support of 10 other parties. The two largest parties, the ANC and the Democratic Alliance (DA), represent around 62% of the vote and the seats in the National Assembly – a comfortable coalition without the participation of the smaller parties.

NATIONAL ASSEMBLY SEATS AND VOTING SUPPORT

The graph below illustrates the number of seats held by the leading parties in the National Assembly after each general election since 2004. South Africa has an electoral system based on proportional representation, with the number of seats in the National Assembly closely reflecting national voting support.



The most noticeable feature is the dramatic decline in seats held by the ANC. From reaching a high of 279 out of 400 seats (69.69% of the vote) in 2004, its support has steadily declined until finally losing its majority in 2024. Along with this, there has been an increasing number of smaller parties represented and the introduction of a coalition government.

The second-largest party, the Democratic Alliance (DA), has maintained effectively the same percentage of support and parliamentary seats in the past three elections (21.81% and 87 seats in 2024). Aside from losing and regaining a few seats to the right and left in each election, it has not managed to gain any significant new support over the past 12 years.

Another standout feature is the sudden arrival of the uMkhonto weSizwe (MK) party in 2024. The MK party, registered barely six months before the elections, attracted 14.58% of the vote (58 seats). The party is led by former head of the ANC and President of South Africa, Jacob Zuma. The majority of its votes are garnered from Zuma's supporters in KwaZulu-Natal, with smaller pockets of support in Gauteng and Mpumalanga.

The fourth-largest party, the Economic Freedom Fighters (EFF), is led by another former ANC member and leader of its youth wing. After winning 6.35% of the vote in its first showing in 2014 (25 seats) and growing to 10.8% of the vote (44 seats) in 2019, the EFF stagnated to 9.52% (39 seats) in 2024.

The Inkatha Freedom Party (IFP) has remained relatively stable at around 3-4%, with its predominantly Zulu support over the past 16 years. The other smaller parties are inconsequential to the national picture.

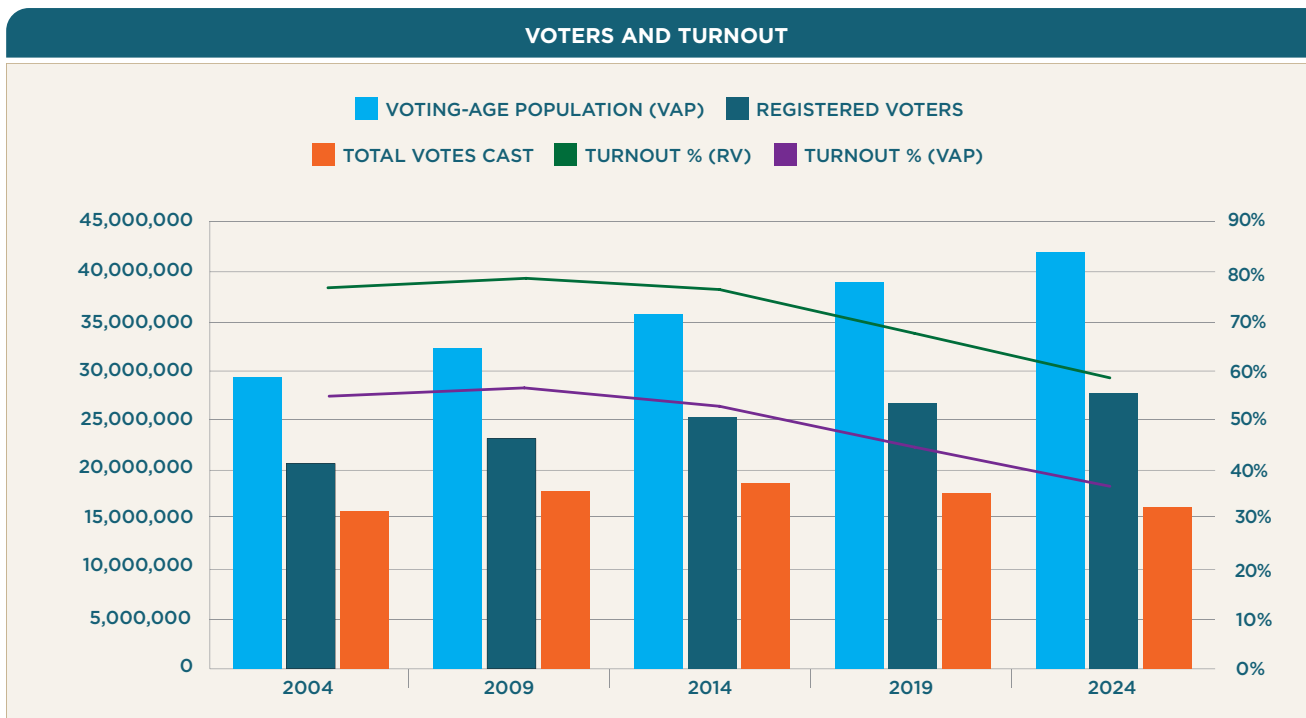
It is noteworthy that electoral support for the former liberation grouping has not shifted meaningfully since 1994. Adding together support for the ANC, EFF, MK and COPE – another ANC splinter party, in 2009 – over the past elections, it has remained steadfast at around 66-69%. And yet, these splinter parties are not represented in the government of national unity.

It can be argued that there are two primary reasons for this. Firstly, the common purpose of liberation from apartheid rule joined together a very disparate set of ideologies within the broad ANC movement. This included everyone, from Soviet-era communists to Western-educated neo-liberals. It also included those embracing a vision of true multi-racialism as well as staunch African ethnic nationalists. As the common purpose and history of liberation has receded, it has become harder to keep this 'broad church' together.

More importantly perhaps, the splits have been driven by personality politics. Each of the three major splits of the ANC have been precipitated by a leader and his supporters losing dominance or influence within the party. It is difficult to envision these leaders successfully working together, considering they did not manage to do so even while in the same movement. A change of leaders may be required to see this become a reality.

VOTER REGISTRATION AND TURNOUT

An important trend over the past 30 years is the declining percentages in voter registration and turnout, illustrated by the graph below.



In each general election since 1994, the Independent Electoral Commission (IEC) has managed to increase the number of registered voters – from 18.2 million in 1999 to 27.8 million in 2024. However, over the same period, the turnout amongst these registered voters has declined from 89.3% to 58.6%.

But the turnout as a percentage of registered voters only tells half the story. At the same time, while the number of registered voters (RV) as a percentage of the voting-age population (VAP) has declined, the turnout as a percentage of the VAP has declined even more.

Although Statistics SA does not publish specific numbers for the VAP, estimates can be made from the mid-year population estimates and various other sources. In 2004 the VAP was approximately 29.35 million. The voter turnout as a percentage of this number was 54%. In 2024 the VAP was somewhere between 41.3 million and 42.8 million². For the purposes of the graph above, 42 million has been used. On this basis, the turnout as a percentage of the VAP is 38.8%. Note that the eligible voting population would be a smaller number when excluding non-citizens³. It is beyond the scope of this article to explore the reasons for this trend, except to say that it shows alarmingly low participation in the most important democratic process exercised by citizens. By this measure, less than 16% of voting-age residents voted for the leading ANC party.

(Continued on page 36)

ELECTIONS 2024 OVERVIEW

(Continued from page 35)

EXECUTIVE GOVERNMENT

The loss of one-party dominance in national government has introduced multi-party representation in the national executive. After the 1994 government of national unity, the ANC, in keeping with its electoral majority, has dominated the national executive. A few positions have been given to minority parties over the years such as the IFP (1999), NNP and AZAPO (2004), FF PLUS (2008), NFP (2014), and GOOD (2019), but Ministers and Deputy Ministers have almost exclusively been drawn from the ANC. The executive announced by President Ramaphosa in 2024 draws Ministers and Deputy Ministers from nine parties. It comprises 75 members, made up as follows:

PARTY	MINISTERS	DEPUTY MINISTERS
ANC	20	33
DA	6	6
IFP	2	2
FF PLUS	1	
PAC	1	
GOOD	1	
PA	1	
AL JAMA-AH		1
UDM		1
Total	32	43

This is repeated, to a lesser degree, at the provincial level. The breakdown of support is shown in the following table. In some instances, control of the provincial executive belies the minority support, or the very slim margin of the electoral majority.

PROVINCE	EC	FS	GP	KZ	LP	MP	NC	NW	WC	TOTAL
Leading Party (Vote Share)	ANC (62.12%)	ANC (51.87%)	ANC (34.75%)	MK (45.35%)	ANC (73.3%)	ANC (51.15%)	ANC (49.34%)	ANC (57.73%)	DA (55.3%)	
Premier	ANC	ANC	ANC	IFP	ANC	ANC	ANC	ANC	DA	
MEC POSITIONS HELD										
ANC	10	9	8	3	10	10	7	10		67
DA				2					10	12
IFP			1	4						5
NFP				1						1
RISE MZANSI			1							1

Sources:

- All voting statistics, seats and turnout numbers are from official results published by the IEC – <https://results.elections.org.za>.
- <https://inside-politics.org/2024/02/27/election-2024-12-how-voter-registration-is-declining/>, <https://math.sun.ac.za/bbartlett/assets/2024%20turnout.html>, <https://www.statista.com/statistics/1440278/eligible-and-registered-voters-in-the-general-election-in-south-africa/>
- <https://math.sun.ac.za/bbartlett/assets/2024%20turnout.html>

CENTRAL GOVERNMENT ADMINISTRATION

PARLIAMENT	38
NATIONAL ASSEMBLY (NA)	38
NATIONAL COUNCIL OF PROVINCES (NCOP)	44
AUDITOR-GENERAL SOUTH AFRICA (AGSA)	46
COMMISSION FOR GENDER EQUALITY (CGE)	46
COMMISSION FOR THE PROMOTION AND PROTECTION OF THE RIGHTS OF CULTURAL, RELIGIOUS AND LINGUISTIC COMMUNITIES	47
ELECTORAL COMMISSION (IEC) OF SOUTH AFRICA	47
FINANCIAL AND FISCAL COMMISSION (FFC)	48
MUNICIPAL DEMARCATION BOARD (MDB)	49
PAN SOUTH AFRICAN LANGUAGE BOARD (PANSALB)	49
PUBLIC PROTECTOR SOUTH AFRICA	50
PUBLIC SERVICE COMMISSION (PSC)	51
SOUTH AFRICAN HUMAN RIGHTS COMMISSION (SAHRC)	51
SOUTH AFRICAN RESERVE BANK (SARB)	52
THE PRESIDENCY	53
DEPARTMENT OF PLANNING, MONITORING AND EVALUATION (DPME)	53
DEPARTMENT OF WOMEN, YOUTH AND PERSONS WITH DISABILITIES (DWYPD)	54
NATIONAL YOUTH DEVELOPMENT AGENCY (NYDA)	55
GOVERNMENT COMMUNICATION AND INFORMATION SYSTEM (GCIS)	55
STATISTICS SOUTH AFRICA (STATS SA)	56
BRAND SOUTH AFRICA	56
MEDIA DEVELOPMENT AND DIVERSITY AGENCY (MDDA)	57
DEPARTMENT OF COOPERATIVE GOVERNANCE (DCOG)	57
MUNICIPAL INFRASTRUCTURE SUPPORT AGENT (MISA)	58
SOUTH AFRICAN LOCAL GOVERNMENT ASSOCIATION (SALGA)	59
DEPARTMENT OF INTERNATIONAL RELATIONS AND COOPERATION (DIRCO)	60
AFRICAN RENAISSANCE AND INTERNATIONAL COOPERATION FUND (ARF)	60
DEPARTMENT OF PUBLIC WORKS AND INFRASTRUCTURE (DPWI)	61
AGRÉMENT SOUTH AFRICA (ASA)	62
CONSTRUCTION INDUSTRY DEVELOPMENT BOARD (CIDB)	62
COUNCIL FOR THE BUILT ENVIRONMENT (CBE)	63
ENGINEERING COUNCIL OF SOUTH AFRICA (ECSA)	64
SOUTH AFRICAN COUNCIL FOR THE ARCHITECTURAL PROFESSION (SACAP)	64
SOUTH AFRICAN COUNCIL FOR THE LANDSCAPE ARCHITECTURAL PROFESSION (SACLAP)	65
SOUTH AFRICAN COUNCIL FOR THE PROJECT AND CONSTRUCTION MANAGEMENT PROFESSIONS (SACPCMP)	65
SOUTH AFRICAN COUNCIL FOR THE PROPERTY VALUERS PROFESSION (SACPVP)	66
SOUTH AFRICAN COUNCIL FOR THE QUANTITY SURVEYING PROFESSION (SACQSP)	66
INDEPENDENT DEVELOPMENT TRUST (IDT)	67
DEPARTMENT OF TRADITIONAL AFFAIRS (DTA)	67
NATIONAL HOUSE OF TRADITIONAL LEADERS (NHTL)	68

PARLIAMENT

CONTACT DETAILS

ADDRESS: Parliament Street, Cape Town
TEL: 021 403 2911
WEB: www.parliament.gov.za
EMAIL: info@parliament.gov.za



PARLIAMENT
OF THE REPUBLIC OF SOUTH AFRICA

OVERVIEW

The national legislature or Parliament consists of two Houses: the National Assembly and National Council of Provinces, whose members are elected by the people of South Africa. Each House has its own distinct functions and powers, as set out in the Constitution.

The National Assembly is responsible for choosing the President, passing laws, ensuring that the members of the executive perform their work properly, and providing a forum where the representatives of the people can publicly debate issues. The National Council of Provinces is also involved in the law-making process and provides a forum for debate on issues affecting the provinces. Its main focus is ensuring that provincial interests are taken into account in the national sphere of government. In specific cases, local government representatives also participate in debates in the National Council of Provinces.

Parliament plays a direct and active role in national affairs. It is the place where the members of Parliament look after your interests. Members of Parliament (MPs) have many responsibilities, including: making laws that will improve our lives; discussing and debating government policy and other political issues; consulting with you, the people, and representing your views in Parliament; helping people in their constituencies; approving the budgets of government departments, as presented to Parliament by the Minister of Finance; making sure that the work that government promised to do is being done; and checking that public money is being spent wisely.

OFFICE BEARERS

Secretary to Parliament: Mr Xolile George
Secretary to the National Assembly: Mr Masibulele Xaso
Secretary to the National Council of Provinces: Adv Modibedi Phindela
Deputy Secretaries to Parliament: Adv Modibedi Phindela (Support Services), Mr Masibulele Xaso (Acting: Core Business)
Chief Finance Officer: Ms Nomonde Mpefumlo (Acting)
Division Managers: Ms Ressida Begg (Core Business Support), Ms Fatima Boltman (Information Communication Technology), Dr Leon Gabriel (Knowledge and Information Services), Adv Anthea Gordon (Acting Registrar of Member's Interests), Ms Linda Harper (Acting: Member Support Service), Ms Brenda Mashika (Strategic Management

and Governance), Mr Vuyisile Mathiti (Acting: Human Resources Management), Mr Moloto Mothapo (Parliamentary Communication Services), Ms Emilize Nezar (Chief Audit Executive), Ms Sandisiwe Schalk (Legislative Sector Support), Ms Julia Sefako (Risk and Compliance), Mr Dumisani Sithole (International Relations and Protocol), Ms Mabatho Zungu (Institutional Support Services)

Communications Officers: Mr Moloto Mothapo (Spokesperson)

FINANCIAL INFORMATION*	2023/24	2022/23	2021/22
AUDIT OUTCOME	Clean Audit	Clean Audit	Clean Audit
FINANCIAL POSITION	R'000	R'000	R'000
Current Assets	1 403 179	694 338	539 374
Non-Current Assets	247 392	121 034	118 128
Total Assets	1 650 571	815 372	657 502
Current Liabilities	482 426	322 341	30 716
Non-Current Liabilities	1 451 729	1 623 417	1 639 658
Total Liabilities	1 934 155	1 945 758	1 944 374
Total Net Assets	(283 584)	(1 130 386)	(1 286 872)
FINANCIAL PERFORMANCE			
Total Revenue	4 017 923	3 055 366	2 814 920
Exchange Transactions	96 300	42 006	24 930
Non-Exchange Transactions	3 921 623	3 013 360	2 789 990
Total Expenditure	(3 344 118)	(3 072 269)	(2 811 989)
Employee Costs	(1 967 605)	(1 890 269)	(1 822 871)
Surplus/(Deficit) for Year	846 802	156 087	224 817
CASH FLOW			
Operating Activities	851 364	148 111	186 832
Investing Activities	(139 033)	(15 990)	(22 017)
Cash & Equivalents - Year End	1 304 392	605 088	483 286
UIFW EXPENDITURE**	8 374	153	2 184
HUMAN RESOURCES	2023/24	2022/23	2021/22
Posts Approved	1 498	1 494	1 477
Posts Filled	1 232	1 257	1 276

NATIONAL ASSEMBLY (NA)

CONTACT DETAILS

ADDRESS: Parliament Street, Cape Town
TEL: 021 403 2911
WEB: www.parliament.gov.za
EMAIL: info@parliament.gov.za

OVERVIEW

The National Assembly (NA) is one of the two Houses of Parliament. The National Assembly is responsible for choosing the President, passing laws, ensuring that the members of the executive perform their work properly, and providing a forum where the representatives of the people can publicly debate issues.

The Speaker is the head and spokesperson of the National Assembly. The Speaker has many responsibilities, which include constitutional, statutory (in terms of the law), procedural and administrative powers and functions. The duties of the Speaker fall broadly into three categories, namely: presiding over sittings of the House, maintaining order and applying its rules; acting as representative and spokesperson for the Assembly and (with the Chairperson of the Council) for Parliament; and acting as Chief Executive Officer for Parliament, in conjunction with the Chairperson of the Council.



SPEAKER
MS AT DIDIZA



DEPUTY SPEAKER
DR A LOTRIET

OFFICE BEARERS

2024 General Election seat allocation: ANC 159, DA 87, MK 58, EFF 39, IFP 17, PA 9, FF PLUS 6, ACTION SA 6, ACDP 3, UDM 3, ATM 2, AL JAMA-AH 2, BOSA 2, RISE MZANZI 2, PAC 1, NCC 2, GOOD 1, UAT 1 (400 Seats)

2019 General Election seat allocation: ANC 230, DA 84, EFF 44, IFP 14, FF PLUS 10, ACDP 4, NFP 2, UDM 2, GOOD 2, COPE 2, ATM 2, AIC 2, PAC 1, AL JAMA-AH 1 (400 Seats)

Refer to p13 for more information on sources, methodology and definitions.

*Refer to nationalgovernment.co.za for a copy of the full Annual Report. **Total of Unauthorised, Irregular, Fruitless & Wasteful Expenditure.

TABLE OF BOOKMARKS

2014 General Election seat allocation: ANC 249, DA 89, EFF 25, IFP 10, NFP 6, UDM 4, FF PLUS 4, ACDP 3, AIC 3, COPE 3, AGANG 2, APC 1, PAC 1 (400 Seats)

2009 General Election seat allocation: ANC 264, DA 67, COPE 30, IFP 18, ID 4, UDM 4, FF PLUS 4, ACDP 3, UCDP 2, APC 1, AZAPO 1, MF 1, PAC 1 (400 Seats)

Members:

Ms Zelna Saira Abader		MK
Ms Alexandra Lilian Amelia Abrahams		DA
Mr Fadiel Adams		NCC
Ms Rachel Cecilia Adams		ANC
Mrs Wendy Robyn Alexander		DA
Ms Mokgadi Johanna Aphiri		ANC
Mr Patrick George Atkinson		DA
Mr Willem Abraham Stephanus Aucamp		DA
Mr Michael Bagraim		DA
Mr Edwin Victor Baptie		DA
Mr Leonard Jones Basson	Chairperson: Portfolio Committee on Water and Sanitation	DA
Mr Andrew Gordon Bateman		DA
Mr Edwin Macrae Bath		DA
Mr Alan David Beesley		ACTION SA
Mr Darren Bergman		DA
Ms Tintswalo Joyce Bila		ANC
Ms Nkhensani Kate Bilankulu		ANC
Mr Mazwikayise Brian Blose		EFF
Mr Tsholofelo Katlego Bodlani		DA
Ms Nicole Jane Bollman		DA
Ms Shela Polly Boshielo	Deputy Minister of Police	ANC
Dr Wynand Johannes Boshoff		FF PLUS
Mr Alvin Botes	Deputy Minister of International Relations and Cooperation	ANC
Adv Glynnis Breytenbach		DA
Mr Mark John Burke		DA
Prince Zolile Burns-Ncamashe	Deputy Minister of Cooperative Governance and Traditional Affairs	ANC
Inkosi Elphas Mfakazeleni Buthelezi	Minister of Public Service and Administration	IFP
Mr Ntuthukoyezwe Zuzifa Buthelezi		IFP
Mr Ian Cameron	Chairperson: Portfolio Committee on Police	DA
Mrs Rosemary Nokuzola Capa	Deputy Minister of Agriculture	ANC
Inkosi Russel Nsikayezwe Cebekhulu		IFP
Mr Mosa Steve Chabane	Chairperson: Portfolio Committee on Home Affairs	ANC
Mr Roger William Tobias Chance		DA
Ms Tshehofatso Meagan Chauke		ANC
Mr Mergan Chetty		DA
Ms Lydia Sindisiwe Chikunga	Minister of Women, Youth and Persons with Disabilities	ANC
Ms Delmaine Chesley Christians		DA
Ms Katherine Alexandra Christie		DA
Mrs Michéle Odette Clarke		DA
Mr Erald Alzano Cloete		ANC
Ms Barbara Dallas Creecy	Minister of Transport	ANC
Mr Mathew John Cuthbert		DA
Mr Marlon Vivienne Daniels		PA
Ms Sharon Winona Davids		ANC
Ms Patricia De Lille	Minister of Tourism	GOOD
Mr Jan Jan Naudé De Villiers	Chairperson: Portfolio Committee on Public Service and Administration	DA
Ms Heloise Denner		FF PLUS
Dr Sibongiseni Maxwell Dhlomo	Chairperson: Portfolio Committee on Health	ANC
Ms Betty Kedisaletse Diale		EFF
Ms Masefako Clarah Dikgale	Chairperson: Portfolio Committee on Small Business Development	ANC
Ms Dikeledi Rosemary Direko		ANC
Mr Sello Leon Dithebe		ANC
Ms Dorris Eunice Dlakude	Deputy Chief Whip of the Majority Party	ANC
Mr Marshall Mzingisi Dlamini		EFF
Ms Mbali Dlamini		EFF
Mr Mluleki Dlelanga		ANC
Mr Wesley Marshall Douglas		MK
Mr Cameron Muir Dugmore	Programming Whip	ANC
Ms Mary-Ann Lindelwa Dunjwa	Chairperson: Portfolio Committee on Women, Youth and Persons with Disabilities	ANC
Mr Janho Engelbrecht		DA
Mr Farhat Essack		DA
Ms Evangeline Freeman		PA
Ms Sakienna Frenchman		NCC
Mr Cedric Thomas Frolick	House Chairperson: Committees, Oversight and Public Participation	ANC

Refer to p13 for more information on sources, methodology and definitions.

*Refer to nationalgovernment.co.za for a copy of the full Annual Report. **Total of Unauthorised, Irregular, Fruitless & Wasteful Expenditure.

TABLE OF BOOKMARKS

Mr Siyabonga Innocent Gama		MK
Mr Thulani Innocent Gamede		MK
Mr Stanford Makashule Gana		RISE MZANZI
Ms Nqabisa Gantsho	Chairperson: Portfolio Committee on Forestry, Fisheries and Environment	ANC
Mr Musawenkosi Mhlabuhlangene Gasas		MK
Ms Nompumelelo Matildah Gasas		MK
Ms Nonceba Agnes Gcaleka-Mazibuko		ANC
Ms Sixolisa Gcilishe		EFF
Mr Nhlanhla Bernard Gcwabaza		MK
Dr Dion Travers George	Minister of Forestry, Fisheries and the Environment	DA
Mr Knowledge Malusi Nkanyezi Gigaba		ANC
Ms Nomalungelo Gina	Deputy Minister of Science, Technology and Innovation	ANC
Mr Zuko Godlimpi	Deputy Minister of Trade, Industry and Competition	ANC
Mr Enoch Godongwana	Minister of Finance	ANC
Ms Mimmy Martha Gondwe	Deputy Minister of Higher Education	DA
Ms Yanga Govana		ANC
Mrs Samantha Jane Graham-Maré	Deputy Minister of Electricity and Energy	DA
Dr Petrus Johannes Groenewald	Minister of Correctional Services	FF PLUS
Mr Mondli Gungubele	Deputy Minister of Communications and Digital Technologies	ANC
Ms Siviwe Gwarube	Minister of Basic Education	DA
Mr Nhlanhla Mzungezwa Hadebe		IFP
Mr Mzimasi Mike Hala		ANC
Ms Fasiha Hassan		ANC
Mr Christian Hattingh		DA
Mr Mogamad Ganief Ebrahim Hendricks	Deputy Minister of Social Development	AL JAMA-AH
Mr Velenkosini Fiki Hlabisa	Minister of Cooperative Governance and Traditional Affairs	IFP
Ms Nobuntu Lindumusa Hlazo-Webster		BOSA
Mr Mkhuleko Hlengwa	Deputy Minister of Transport	IFP
Ms Altia Sthembile Hlongo		ANC
Mr Mandlakayise John Hlophe	Leader of the Opposition	MK
Mr Bantubonke Harrington Holomisa	Deputy Minister of Defence and Military Veterans	UDM
Mr Werner Horn	House Chairperson: Internal Arrangements	DA
Dr Christian Hans Heinrich Hunsinger		DA
Ms Haseenabanu Ismail		DA
Mr Liam Chad Jacobs		DA
Ms Dereleen Elana James		ACTION SA
Ms Ciska Jordaan		DA
Ms Betty Motebele Kegakilwe		ANC
Ms Pinky Sharon Kekana	Deputy Minister of Public Service and Administration	ANC
Mr Gaolathe David Kgabo		ANC
Ms Kabelo Kgobisa-Ngcaba		DA
Ms Karabo Lerato Khakhau		DA
Ms Thembisile Angel Khanyile		DA
Ms Makoti Sibongile Khawula		EFF
Ms Juliet Queen Khumalo		ANC
Mr Damien Dominic Klopper		DA
Mr Gezani Eric Kobane		MK
Ms Malebo Patricia Kobe		ACTION SA
Ms Dianne Kohler		DA
Mr Lencel Mashidika Komane		EFF
Dr Gerhardus Willem Koornhof		ANC
Mr Hendrik Christiaan Crafford Krüger		DA
Ms Mmamoloko Tryphosa Kubayi	Minister of Justice and Constitutional Development	ANC
Mr Thalente Thuthukani Sakhike Kubheka		MK
Ms Andisiwe Nangamso Kumbaca		ANC
Mr Nqabayomzi Lawrence Saziso Kwankwa		UDM
Ms Cathlene Labuschagne		DA
Mr Ronald Ozzy Lamola	Minister of International Relations and Cooperation	ANC
Mr Thokozani Makhosonke Langa		IFP
Dr Karl Willem Du Pré Le Roux		DA
Mr Molefi David Legoete	Chairperson: Portfolio Committee on Defence and Military Veterans	ANC
Mr Molapi Soviet Legqanyane		ANC
Ms Molebogeng Sharon Letlape		EFF
Dr Tebogo Kgosietsile Solomon Letlape		ACTION SA
Mr Walter Tebogo Letsie	Chairperson: Portfolio Committee on Higher Education	ANC
Ms Mmapaseka Steve Emily Letsike	Deputy Minister of Women, Youth and Persons with Disabilities	ANC
Ms Livhuwani Ethel Ligaraba		ANC
Ms Elmarie Linde		DA
Mr Sihle Lonzi		EFF
Mr James Robert Bourne Lorimer		DA

Refer to p13 for more information on sources, methodology and definitions.

*Refer to nationalgovernment.co.za for a copy of the full Annual Report. **Total of Unauthorised, Irregular, Fruitless & Wasteful Expenditure.

TABLE OF BOOKMARKS

Mr Sedukanelo Tshepo David Louw		ANC
Ms Sylvia Elizabeth Lucas		ANC
Mr Bhekizizwe Nivard Luthuli		IFP
Ms Bertha Peace Mabe	Deputy Minister of Sport, Arts and Culture	ANC
Mr Thamsanqa Bhekokwakhe Mabhena		DA
Ms Busaphi Eleonor Machi		IFP
Mr Dean William Macpherson	Minister of Public Works and Infrastructure	DA
Mr Bonginkosi Success Madikizela		DA
Ms Emerald Kwenzokuhle Madlala		MK
Mr Khayelihle Blessing Madlala		MK
Mr Ntando Maduna		ANC
Mr Sello Meshack Maeco		ANC
Ms Mokgaetji Carol Mafagane		MK
Ms Thokozile Elizabeth Magagula		ANC
Ms Tandi Mahambehlala	Deputy Minister of Human Settlements	ANC
Mr Siphon Samuel Mahlangu		ANC
Mr Lehlohonolo Wonderboy Mahlatsi		UAT
Mr Mikateko Golden Mahlaule	Chairperson: Portfolio Committee on Mineral and Petroleum Resources	ANC
Mr Mbangiseni David Mahlobo	Deputy Minister of Water and Sanitation	ANC
Mr Supra Obakeng Ramoetsi Mahumapelo	Chairperson: Portfolio Committee on International Relations and Cooperation	ANC
Ms Poppy Raisibe Mailola		EFF
Mr Mmusi Aloysias Maimane	Chairperson: Standing Committee on Appropriations	BOSA
Ms Khomotjo Joy Maimela	Chairperson: Portfolio Committee on Basic Education	ANC
Ms Pemmy Castelina Pamela Majodina	Minister of Water and Sanitation	ANC
Ms Zandile Majazi	House Chairperson: International Relations	IFP
Ms Noluthando Makasi		ANC
Ms Moyagabo Paulina Makgato		ANC
Ms Lusizo Sharon Makhubela		ANC
Ms Colleen Makhubele		MK
Mr Mmoba Solomon Malatsi	Minister of Communications and Digital Technologies	DA
Mr Julius Sello Malema		EFF
Mr Cristopher Nakampe Malematja		ANC
Mr Japhta Sihle Malinga		MK
Ms Lilian Managa		EFF
Mr Kgwaridi Buti Manamela	Deputy Minister of Higher Education	ANC
Mr Boyce Makhosonke Maneli	Chairperson: Portfolio Committee on Employment and Labour	ANC
Mr Gwede Samson Mantashe	Minister of Mineral and Petroleum Resources	ANC
Mr Mzwanele Manyi		EFF
Ms Omphile Mankoba Confidence Maotwe		EFF
Mr Erik Johannes Marais		DA
Ms Paulnita Marais		EFF
Ms Thandiswa Linnen Marawu		ATM
Ms Bridget Staff Masango	Chairperson: Portfolio Committee on Social Development	DA
Ms Letta Matlhodi Maseko		DA
Mr Namane Dickson Masemola	Deputy Minister of Cooperative Governance and Traditional Affairs	ANC
Ms Ngwanamakwetle Reneiloe Mashabela		EFF
Mr Shipokoza Paulus Mashatile	Deputy President	ANC
Mr Mzwandile Masina	Chairperson: Portfolio Committee on Trade, Industry and Competition	ANC
Dr David Masedo	Deputy Minister of Finance	ANC
Mr Mkhacani Joseph Maswanganyi	Chairperson: Standing Committee on Finance	ANC
Mr Chupu Stanley Mathabatha	Deputy Minister of Land Reform and Rural Development	ANC
Mr Oscar Masarona Mathafa		ANC
Mr Cassel Charlie Mathale	Deputy Minister of Police	ANC
Ms Millicent Lorato Mathopa		PA
Ms Babalwa Mathulelwa		EFF
Ms Leigh-Ann Mathys		EFF
Mr Nthako Sam Matiase		EFF
Mr Chumani Matiwane		EFF
Mr Farayi S'fisosethu Matsa		MK
Mr Mandlenkosi James Matutu		MK
Ms Natasha Wendy Anita Mazzone		DA
Mr Moses Siphon Mbatha		MK
Ms Hazel Htombenhle Mbele		MK
Ms Fezeka Mbiko		DA
Ms Inathi Mirranda Mbiyo		ANC
Mr Joseph Job McGluwa	Chairperson: Portfolio Committee on Sport, Arts and Culture	DA
Ms Gugulethu Mchunu		MK
Mr Edward Senzo Mchunu	Minister of Police	ANC
Ms Thembeke Vuyisile Buyisile Mchunu		ANC
Mr Gayton McKenzie	Minister of Sport, Arts and Culture	PA
Mr Mlondi Mveli Mdluli		DA

Refer to p13 for more information on sources, methodology and definitions.

*Refer to nationalgovernment.co.za for a copy of the full Annual Report. **Total of Unauthorised, Irregular, Fruitless & Wasteful Expenditure.

TABLE OF BOOKMARKS

Ms Ntombovuyo Veronica Mente-Nkuna		EFF
Rev Kenneth Raselabe Joseph Meshoe		ACDP
Ms Nomakhosazana Meth	Minister of Employment and Labour	ANC
Ms Phumzile Sinclatia Mgcina	Deputy Minister of Mineral and Petroleum Resources	ANC
Ms Teliswa Mgweba	Chairperson: Portfolio Committee on Planning, Monitoring and Evaluation	ANC
Dr Makgabo Reginah Mhaule	Deputy Minister of Basic Education	ANC
Ms Nonceba Bianca Mhlauli	Deputy Minister in The Presidency	ANC
Ms Nompumelelo Happiness Mhlongo		IFP
Mr George Michalakis	DA Chief Whip	DA
Mr Kevin John Mileham		DA
Mr Thembinkosi Siboniso Mjadu		MK
Ms Hlengiwe Octavia Mkhaliphi		EFF
Mr Siyabonga Percival Mkhize		MK
Dr Zwelini Lawrence Mkhize	Chairperson: Portfolio Committee on Cooperative Governance and Traditional Affairs	ANC
Ms Constance Nonhlanhla Mkhonto		EFF
Mr Lufefe Mkutu		ANC
Ms Matsholo Liesbet Mmolotsane		ANC
Mr Mangaqa Albert Mncwango	Chairperson: Portfolio Committee on Land Reform and Rural Development	IFP
Ms Pinky Pearlgene Mngadi		MK
Ms Lungi Annette Mnganga-Gcabashe	Chairperson: Portfolio Committee on Tourism	ANC
Mr John Andile Mngxitama		MK
Ms Moleboheng Modise-Mpya		ANC
Mr Mogodu Samuel Moela		ANC
Ms Masetshego Lenah Mofokeng		ANC
Mr Thapelo Predict Mogale		EFF
Mr Seiso Joel Mohai	Deputy Minister of Planning, Monitoring and Evaluation	ANC
Ms Mathibe Rebecca Mohlala		EFF
Ms Julian Leseletsu Mokoena		ANC
Ms Tebogo Josephine Mokwele		EFF
Mr Motswagole Kwela Brian Molefe		MK
Mr Tshepo Lucky Montana		MK
Mr Mothusi Kenneth Montwedi		EFF
Mr Shunmugam Ramsamy Moodley		MK
Mr Stephen James Moore		DA
Ms Anna Thandi Moraka	Deputy Minister of International Relations and Cooperation	ANC
Mr Itiseng Kenneth Morolong	Deputy Minister in The Presidency	ANC
Ms Sofia Mosikatsi		ANC
Ms Nomasono Evelyn Motaung		ANC
Mrs Matsie Angelina Motshkga	Minister of Defence and Military Veterans	ANC
Dr Pakishe Aaron Motsoaledi	Minister of Health	ANC
Mr Moshome Patrick Motubatse		MK
Mr Luyolo Mphithi		DA
Mr Mzoleli Mrara		ANC
Mr Mnqobi Prince Msezane		MK
Mr Zwelakhe Elija Mthethwa		MK
Mr Eugene Mthethwa		EFF
Ms Nombuso Elizabeth Mtolo		ANC
Ms Nokwethemba Antonia Mtshweni		MK
Ms Mariam Be Be Muhammad		MK
Dr Cornelius Petrus Mulder		FF PLUS
Mr Tshilidzi Bethuel Munyai		ANC
Ms Azwihangwisi Faith Muthambi		ANC
Ms Nonkosi Queenie Mvana	Chairperson: Portfolio Committee on Electricity and Energy	ANC
Mr Sanele Greegory Mwali		MK
Mr Nicholas Georg Myburgh		DA
Ms RONALDA Schivonne Nalumango		ANC
Mr Adil Nchabeleng		MK
Ms Stella Tembisa Ndabeni-Abrahams	Minister of Small Business Development	ANC
Ms Nanda Annah Ndalane		ANC
Mr Pumelele Ndamase		ANC
Mr Nhlamulo Ndhlela		MK
Ms Helen Elizabeth Neale-May		ANC
Mr Andries Carl Nel	Deputy Minister of Justice and Constitutional Development	ANC
Ms Judith Nemadzinga-Tshabalala	Deputy Minister of Employment and Labour	ANC
Mr Siphosethu Lindinkosi Ngcobo		IFP
Ms Lerato Mikateko Ngobeni		ACTION SA
Mr Joel Sihle Ngubane		MK
Mr Mlindi Advent Nhanha		DA
Mr Carl Gerhardus Niehaus		EFF
Dr Nobuhle Pamela Nkabane	Minister of Higher Education	ANC
Ms Ntombovuyo Silberose Nkopane		ANC

Refer to p13 for more information on sources, methodology and definitions.

*Refer to nationalgovernment.co.za for a copy of the full Annual Report. **Total of Unauthorised, Irregular, Fruitless & Wasteful Expenditure.

TABLE OF BOOKMARKS

Ms Nomgqibelo Ethel Nkosi		ANC
Mr Vusumuzi Alfred Nkosi		ANC
Mr Baxolile Babongile Nodada		DA
Ms Nontando Judith Nolutshungu		EFF
Mr Sibonelo Nomvalo		MK
Ms Christobel Thandiwe Nontenja		UDM
Mr Mncedisi Nontsele		ANC
Mr Xola Nqola	Chairperson: Portfolio Committee on Justice and Constitutional Development	ANC
Ms Elsabe Natasha Ntlangwini		EFF
Ms Delisile Ntshaba		MK
Ms Leonah Lindiwe Ntshalintshali	Deputy Minister of Correctional Services	ANC
Ms Khumbudzo Phophi Silence Ntshavheni	Minister in The Presidency	ANC
Mr Edward Mzikayise Ntshingila		MK
Mr Mdumiseni Ntuli	ANC Chief Whip	ANC
Mr Nkosinathi Innocent Nxumalo		MK
Mr Mzwanele Nyhontso	Minister of Land Reform and Rural Development	PAC
Dr Bonginkosi Emmanuel Nzimande	Minister of Science, Technology and Innovation	ANC
Mr Njabulo Bheka Nzuzo	Deputy Minister of Home Affairs	ANC
Mr Vuyani Pambo		EFF
Mr Mogamad Nazier Paulsen		EFF
Mr Wildri Dennis Peach		DA
Ms Jasmine Shanon Petersen		PA
Dr Mathume Joseph Phaahla	Deputy Minister of Health	ANC
Ms Carol Mokgadi Phiri	Chairperson: Portfolio Committee on Public Works and Infrastructure	ANC
Ms Maakgalake Beneilwe Pholwane		ANC
Mr Windy Timotheus David Plaatjies		ANC
Mr Conrad James Poole		DA
Ms Leah Ruth Potgieter		DA
Ms Emma Louise Powell		DA
Ms Dina Deliwe Pule	Chairperson: Portfolio Committee on Agriculture	ANC
Mr Keamotseng Stanley Ramaila		ANC
Dr Kgositso David Ramokgopa	Minister of Electricity and Energy	ANC
Ms Maropene Lydia Ramokgopa	Minister of Planning, Monitoring and Evaluation	ANC
Ms Kgomotso Anthea Ramolobeng	Chairperson: Portfolio Committee on Correctional Services	ANC
Mr Tumelo Robert Ramongalo		DA
Mr Visvin Gopal Reddy		MK
Mr Adrian Christopher Roos		DA
Ms Filicity Susan Rorke		PA
Ms Mabel Rweqana		MK
Adv Shameemah Salie		AL JAMA-AH
Ms Khusela Lwandlekazi Nobatembu Sangoni	Chairperson: Portfolio Committee on Communications and Digital Technologies	ANC
Ms Lindelwa Sapo		ANC
Mr Ashor Nick Sarupen	Deputy Minister of Finance	DA
Mr Ashley Sauls		PA
Ms Lisa-Maré Schickerling		DA
Dr Leon Amos Schreiber	Minister of Home Affairs	DA
Mr Albert Mammoga Seabi	Chairperson: Portfolio Committee on Human Settlements	ANC
Ms Makithing Olga Seate		ANC
Mr Michael Segede		ANC
Mr Isaac Sello Seitholo	Deputy Minister of Water and Sanitation	DA
Mr Seaparo Charles Sekoati		ANC
Mr Selelo Donald Selamolela	Chairperson: Portfolio Committee on Transport	ANC
Mr Lehlohonolo Daniel Selepe		MK
Mr Masello Maatlawa Senne		ANC
Ms Fisani Lillian Shabangu		ANC
Mr Maliyakhe Lymon Shelembe		DA
Mr Mandla Shikwambana		EFF
Ms Tsakani Goodness Shiviti	Chairperson: Portfolio Committee on Science, Technology and Innovation	ANC
Mr Crosby Vusi Shongwe		MK
Mr Ntuthuko Mbongiseni Jomo Sibiya	Deputy Minister of Employment and Labour	ANC
Ms Thembi Phumelele Simelane	Minister of Human Settlements	ANC
Mr Narend Singh	Deputy Minister of Forestry, Fisheries and the Environment	IFP
Ms Shara Singh		DA
Mr Khethamabala Petros Sithole		IFP
Ms Raesetja Jane Sithole	Deputy Minister of Small Business Development	DA
Ms Rhulani Thembi Siweya		ANC
Mr David Mandla Skosana		MK
Mr Gijimani Jim Skosana		ANC
Mr Christiaan Frederik Beyers Smit		DA
Mr Ryan Smith		DA
Ms Thokozile Sokanyile		ANC

Refer to p13 for more information on sources, methodology and definitions.

*Refer to nationalgovernment.co.za for a copy of the full Annual Report. **Total of Unauthorised, Irregular, Fruitless & Wasteful Expenditure.

TABLE OF BOOKMARKS

Mr Mzwanele Major Sokopo		ANC
Ms Nombiselo Suzan Somp-Masiu		ANC
Ms Makhotso Magdeline Soty	Deputy Minister of Tourism	ANC
Ms Eleanore Rochelle Jacqueline Spies		DA
Mr John Henry Steenhuisen	Minister of Agriculture	DA
Mr Shaik Imraan Subrathie		ANC
Mr Steven Nicholas Swart		ACDP
Ms Bernice Swarts	Deputy Minister of Forestry, Fisheries and the Environment	ANC
Mr Glen Taaibosch		MK
Ms Noluvuyo Tafeni		EFF
Ms Raatiqah Tagodien		PA
Mr Mpho Parks Franklyn Tau	Minister of Trade, Industry and Competition	ANC
Mr Sinawo Thambo		EFF
Mr Albert Tshepo Themba		MK
Dr Suzan Sophie Thembekwayo		EFF
Mr Wayne Maxim Thring		ACDP
Ms Weziwe Tikana-Gxotiwe		ANC
Ms Lorato Florence Tito		EFF
Ms Kerileng Christina Tlhong		ANC
Ms Nokuzola Gladys Tolashe	Minister of Social Development	ANC
Mr Roland Athol Price Trollip		ACTION SA
Mr Noble Tshiamo Tshotetsi		ANC
Ms Liezl Linda Van Der Merwe		IFP
Ms Désirée Van Der Walt		DA
Mr David Douglas Des Van Rooyen		MK
Mr Andrew Dirk de Bloq Van Scheltinga		DA
Mr Philippus Adriaan Van Staden		FF PLUS
Mr Saintes Harry McLove Van Wyk		PA
Ms Anna Maria Van Zyl		DA
Mr S'bongiseni Gerald Vilakazi		DA
Mr Kingsley's Hope Wakelin		DA
Mr Wouter Wynand Wessels	Chairperson: Standing Committee on the Auditor-General	FF PLUS
Mr Andrew Grant Whitfield	Deputy Minister of Trade, Industry and Competition	DA
Ms Phindisile Pretty Xaba-Ntshaba		ANC
Ms Sheilla Tembalam Xego		ANC
Mr Songezo Siphiwo Zibi	Chairperson: Standing Committee on Public Accounts	RISE MZANZI
Mr Sihle Zikalala	Deputy Minister of Public Works and Infrastructure	ANC
Mr Sphehile Zondi		DA
Mr Sanele Sethembeni Zondo		IFP
Ms Duduzile Zuma-Sambudla		MK
Mr Vuyolwethu Zungula		ATM

Secretary to the National Assembly: Mr Masibulele Xaso
Undersecretary to the National Assembly: Dr Nazeem Ismail
Senior Management: Mr Collen Mahlangu (Procedural Officer: Parliament)

Communications Officers: Ms Catharina Abell (Procedural Officer: Research and Parliamentary Practice), Mr Moloto Mothapo (Head: Media and Communications)

NATIONAL COUNCIL OF PROVINCES (NCOP)

CONTACT DETAILS

ADDRESS: Parliament Street, Cape Town

TEL: 021 403 2911

WEB: www.parliament.gov.za

EMAIL: info@parliament.gov.za

OVERVIEW

The National Council of Provinces (NCOP) is one of the two Houses of Parliament. The NCOP is constitutionally mandated to ensure that provincial interests are taken into account in the national sphere of government. This is done through participation in the national legislative process and by providing a national forum for consideration of issues affecting provinces.

The NCOP also plays a unique role in the promotion of the principles of Cooperative Government and Intergovernmental Relations. It ensures that the three spheres of government work together in performing their unique functions in terms of the Constitution and that, in doing so, they do not encroach on each other's area of competence. This ensures that synergy exists between the spheres on matters of concurrent competence.



CHAIRPERSON
MS RM MTSHWENI-TSIPANE



DEPUTY CHAIRPERSON
MR L GOVENDER

OFFICE BEARERS

The list below reflects the 54 permanent delegates to the NCOP.

Chairperson: Ms Refilwe Maria Mtshweni-Tsipane (ANC)

Deputy Chairperson: Mr Les Govender (IFP)

Refer to p13 for more information on sources, methodology and definitions.

*Refer to nationalgovernment.co.za for a copy of the full Annual Report. **Total of Unauthorised, Irregular, Fruitless & Wasteful Expenditure.

TABLE OF BOOKMARKS

Members:

Ms Jeanne Marguerite Adriaanse		DA
Ms Laetitia Heloise Arries		EFF
Mr Frederik Jacobus Badenhorst	Chairperson: Select Committee on Public Infrastructure and Minister in The Presidency	DA
Ms Mathilda Michelle Bains		ANC
Mr Mzamo Billy		DA
Ms Hildegard Sonja Boshoff	Chairperson: Select Committee on Economic Development and Trade	DA
Ms Tamarin Breedt		FF PLUS
Mr Joseph Hendrik Pieter Britz		DA
Mr Khanya Ceza		EFF
Ms Naledi Nokukhanya Chirwa-Mpungose		EFF
Ms Mapule Gladys Dhlamini		ANC
Ms Nicola Susanna Du Plessis		DA
Mr Bino Jan Farmer		PA
Mr Makhfi Feni	Chairperson: Select Committee on Education, Sciences and Creative Industries	ANC
Ms Desery Fienies	Chairperson: Select Committee on Social Services	ANC
Mr Virgill Gericke		EFF
Mr Nicholas Gotsell		DA
Mr Thomas Mxolisi Kaunda	Chairperson: Select Committee on Cooperative Governance and Public Administration	ANC
Ms Meisie Kennedy		EFF
Ms Tidimalo Innocentia Legwase	Chairperson: Select Committee on Appropriations	ANC
Mr Baakisang Solomon Mabebo		ANC
Mr Solomon Patrick Mabilo		ANC
Mr Jerome Sibongiseni Majola		MK
Ms Mandisa Makesini		EFF
Ms Jane Seboletswe Mananiso	Chairperson: Select Committee on Security and Justice	ANC
Mr Asanda Matshobeni		EFF
Ms Onica Dipuo Medupe		ANC
Mr Kenneth Mosimanegare Mmoiemang	Chief Whip of the NCOP	ANC
Mr Mpho Gift Modise	Chairperson: Select Committee on Agriculture, Land Reform, and Mineral Resources	ANC
Mr Ofentse Jeremiah Mokae	Chairperson: Select Committee on Public Petitions and Executive Undertakings	DA
Ms Seeng Mmabatho Mokoena-Zondi		MK
Mr Malesela Frans Mokwele		ANC
Ms Kolobe Regina Molokomme	Programming Whip	ANC
Ms Sanny Ndhlovu	Chairperson: Select Committee on Finance	ANC
Ms Mary Bernadette Ndlangisa		ANC
Ms Zamathembu Nokuthula Ngcobo		MK
Mr Pitso Edwin Noe		ANC
Chief Mwelo Nonkonyana		ANC
Ms Sylvia Cecilia Nxumalo		ANC
Mr Edward Nzimande		MK
Mr Mandla Matthew Peter		UDM
Mr Phiroene Phala		ANC
Mr Nicolaas Hendrik Pienaar		DA
Mr Bhekizwe Abram Radebe	House Chairperson: Members Support and International Relations	ANC
Mr Dennis Richard Ryder	House Chairperson: Committees	DA
Mr Igor Stefan Scheurkogel		DA
Mr Mtikeni Patrick Sibande		ANC
Ms Sylvia Losea Sithole		ANC
Ms Annaclleta Mathapelo Siwisa		EFF
Mr Paul John Swart		DA
Mr Hendrik Jacobus Van Den Berg		FF PLUS
Mr Sifiso Advocate Zulu		MK

Secretary to the National Council of Provinces: Adv Modibedi E Phindela

Undersecretary to the National Council of Provinces: Adv Benny Nonyane

Senior Management: Bandisiwe Cabangana-Mnyanda (Manager: Committees, IGR and Oversight), Mpubane Mathebe (Manager: IR and

Members Support), Bafo Momoti (Legal Advisor), Sebolelo Mvulane (Office Manager: Deputy Chairperson NCOP), Mandisi Tyumre (Research and Content Support Manager)

Communications Officers: Mr Noah Khuthala (Communication Specialist)

Refer to p13 for more information on sources, methodology and definitions.

*Refer to nationalgovernment.co.za for a copy of the full Annual Report. **Total of Unauthorised, Irregular, Fruitless & Wasteful Expenditure.

TABLE OF BOOKMARKS

AUDITOR-GENERAL SOUTH AFRICA (AGSA)

CONTACT DETAILS

ADDRESS: 4 Daventry Street, Lynnwood Bridge Office Park, Lynnwood Manor, Pretoria
TEL: 012 426 8000
WEB: www.agsa.co.za
EMAIL: agsa@agsa.co.za



AUDITOR - GENERAL
SOUTH AFRICA

OVERVIEW

The Auditor-General South Africa (AGSA) conducts regularity audits of national and provincial government departments, identified public entities, municipalities and municipal entities (its clients or auditees). Furthermore, AGSA conducts discretionary audits, such as performance audits, special audits and investigations. Its audit reports are made public and are tabled in Parliament, provincial legislatures and municipal councils. In addition to these audit-specific reports, AGSA publishes general reports each year, in which it analyses the outcomes of the audits at national, provincial and municipal levels.

Through its audit activities, AGSA plays an important role in enabling accountability and thus promoting sound financial governance practices in South Africa. It does this by providing independent assurance to the various legislatures on whether entities that use public funds have managed their financial affairs in line with sound financial principles, have complied with the relevant legal framework, and have provided credible information on the achievement of their financial and performance objectives. In this way, the elected representatives of the South African people are able to hold the executive and accounting authorities, officials and public entities accountable. Ultimately, AGSA's work empowers citizens to hold the custodians of public resources accountable.

AGSA is accountable to the National Assembly, to which it reports annually on its activities and the performance of its functions by tabling the main accountability instruments, namely its strategic plan and budget and its annual report. The Standing Committee on the Auditor-General (SCoAG), established in terms of the Constitution and the PAA, oversees AGSA's performance on behalf of the National Assembly.

OFFICE BEARERS

Auditor-General: Ms Tsakani Maluleke
Deputy Auditor-General: Mr Vonani Chauke (Chairperson: Executive Committee)
Chief Financial Officer: Mr Polani Sokombela
Senior Management: Mr Thato Mahlamvu (Head: Specialised Audits), Ms Lindiwe Miyambu (Chief People Officer), Mr Phila Ndarana (Chief Technology Officer), Mrs Bongzi Ngoma (Head of Audit: National),

Ms Mabatho Sedikela (Head of Audit: Provincial), Mr Solomon Segooa (Chief Risk Officer), Mr Jan van Schalkwyk (Executive: Office of the Auditor-General)

Communications Officers: Mr Africa Boso (Senior Manager: Media Relations), Mr Harold Maloka (Business Unit Leader: Communication), Mr Khutsafalo Mnisi (Manager: Media Liaison)

FINANCIAL INFORMATION*	2023/24	2022/23	2021/22
AUDIT OUTCOME	Clean Audit	Clean Audit	Clean Audit
FINANCIAL POSITION	R'000	R'000	R'000
Current Assets	2 150 711	1 619 240	1 655 402
Non-Current Assets	385 679	449 318	540 471
Total Assets	2 536 390	2 068 558	2 195 873
Current Liabilities	754 818	557 588	837 505
Non-Current Liabilities	279 570	379 224	489 783
Total Liabilities	1 034 388	936 812	1 327 288
Total Net Assets	1 502 002	1 131 746	868 585
FINANCIAL PERFORMANCE			
Total Revenue	5 050 468	4 735 993	4 503 920
Exchange Transactions	4 850 526	4 688 718	4 513 555
Non-Exchange Transactions	44 717	47 275	44 162
Total Expenditure	(4 681 367)	(4 472 832)	(4 473 300)
Employee Costs	(3 250 905)	(2 805 050)	(2 849 779)
Surplus/(Deficit) for Year	370 256	263 161	40 255
CASH FLOW			
Operating Activities	613 600	69 071	329 469
Investing Activities	(69 307)	(45 815)	(64 785)
Cash & Equivalents - Year End	1 154 503	706 529	770 344
UIFW EXPENDITURE**	-	130	-
HUMAN RESOURCES	2023/24	2022/23	2021/22
Posts Approved	n/a	4 264	4 430
Posts Filled	3 818	3 688	3 765

COMMISSION FOR GENDER EQUALITY (CGE)

CONTACT DETAILS

ADDRESS: 2 Kotze Street, Constitution Hill, Braamfontein
TEL: 011 403 7182
WEB: cge.org.za
EMAIL: info@cge.org.za



Commission for Gender Equality
A society free from gender oppression and inequality

OVERVIEW

The Commission for Gender Equality (CGE) is an independent statutory body established in terms of Chapter 9 of the Constitution of the Republic of South Africa, 108 of 1996.

The mission of the Commission for Gender Equality is to promote, protect, monitor and evaluate gender equality through research, public education, policy development, legislative initiatives, effective monitoring and litigation.

The CGE's functions include: monitoring and evaluating the policies and practices of government, the private sector and other organisations to ensure that they promote and protect gender equality; public education and information; reviewing existing and upcoming legislation from a gender perspective; investigating inequality; commissioning research and making recommendations to Parliament or other authorities; investigating complaints on any gender-related issue; and monitoring/reporting on compliance with international conventions.

OFFICE BEARERS

Chairperson: Adv Nthabiseng Sepanya-Mogale
Deputy Chairperson: Ms Prabashni Subrayan Naidoo
Commissioners: Adv Thando Gumede, Ms Eurika Mogane, Dr Charnell Naidu, Ms Mulalo Nemataheni, Mr Bongani Ngomane, Mr Mfundu Nomvungu, Ms Seehaam Samaai, Mr Kamohelo Teele, Ms Leonashia Leigh-Ann van Der Merwe
Chief Executive Officer: Dr Dennis Matotoka
Chief Financial Officer: Dr Antoinette Ngwenya
Senior Management: Ms Philisiwe Gabela (HOD: Public Education and Information), Ms Mesele Matlala (Manager: Human Resources), Ms Naledi Selebano (Acting: Head of Policy and Research), Mr Tsietsi Shuping (Head of Legal)
Communications Officers: Mr Javu Baloyi (Spokesperson), Mr Sello Molekwa (Manager: Communications)

Refer to p13 for more information on sources, methodology and definitions.

*Refer to nationalgovernment.co.za for a copy of the full Annual Report. **Total of Unauthorised, Irregular, Fruitless & Wasteful Expenditure.

TABLE OF BOOKMARKS

FINANCIAL INFORMATION*	2023/24	2022/23	2021/22
AUDIT OUTCOME	Financially Unqualified	Financially Unqualified	Financially Unqualified
FINANCIAL POSITION	R'000	R'000	R'000
Current Assets	24 040	29 048	27 545
Non-Current Assets	10 874	10 864	8 039
Total Assets	34 914	39 912	35 584
Current Liabilities	16 451	13 993	13 415
Non-Current Liabilities	822	17	68
Total Liabilities	17 274	14 010	13 484
Total Net Assets	17 641	25 902	22 101
FINANCIAL PERFORMANCE			
Total Revenue	97 105	102 167	92 089
Exchange Transactions	1 819	1 267	713
Non-Exchange Transactions	95 286	100 900	91 376
Total Expenditure	(99 691)	(94 866)	(77 836)
Employee Costs	(63 147)	(59 753)	(54 300)
Surplus/(Deficit) for Year	(2 586)	7 301	14 253

FINANCIAL INFORMATION*	2023/24	2022/23	2021/22
CASH FLOW			
Operating Activities	(509)	(2 385)	6 137
Investing Activities	(711)	(4 451)	(1 208)
Cash & Equivalents - Year End	17 840	19 273	26 398
UIFW EXPENDITURE**	4 360	11 529	7 102

HUMAN RESOURCES	2023/24	2022/23	2021/22
Posts Approved	116	110	116
Posts Filled	86	94	92

COMMISSION FOR THE PROMOTION AND PROTECTION OF THE RIGHTS OF CULTURAL, RELIGIOUS AND LINGUISTIC COMMUNITIES

CONTACT DETAILS

ADDRESS: 33 Hoofd Street, Forum 4, Braampark Office Park, Braamfontein, Johannesburg
TEL: 011 358 9100
WEB: www.crlcommission.org.za
EMAIL: info@crlcommission.org.za



OVERVIEW

The Commission for the Promotion and Protection of the Rights of Cultural, Religious and Linguistic Communities is responsible for deepening the appreciation of South Africans for the wide array of cultures, religions and languages found in the country, and for contributing meaningfully and constructively to social transformation and nation-building for the attainment of a truly united South African nation.

The Commission was established to fulfil the following objectives: promote and develop peace, friendship, humanity, tolerance and national unity amongst and within cultural, religious and linguistic communities on the basis of equity, non-discrimination and free association; foster mutual respect amongst cultural, religious and linguistic communities; promote the right of communities to develop their historically diminished heritage; promote respect for and further the protection of the rights of cultural, religious and linguistic communities; and recommend the establishment or recognition of community councils.

OFFICE BEARERS

Chairperson: Ms Thoko Mkhwanazi-Xaluva
Deputy Chairperson: Mr George Henry Mahlangu
Commissioners: Dr Muneer Abduroaf, Dr Rajendran Thangavelu Govender, Prof Mokgale Albert Makgopa, Ms Xolisa Donna Makoboka, Adv Siphon Gideon Mantula, Mr James Petrus Mapanka, Ms Tsholofelo Mosala, Mrs Doris Tsakane Nkwe, Dr Sylvia Mmamohapi Pheto, Adv Aubrey Kgositsoi Sedupane
Chief Executive Officer: Mr Edward Mafadza
Chief Financial Officer: Mr Cornelius Smuts
Senior Management: Mr Brian Makeketa (Senior Manager: Research and Policy Development), Mr Mpiyakhe Mkholo (Communication, Marketing and IT)
Communications Officers: Mr Mpiyakhe Mkholo (Communication, Marketing and IT), Ms Beverley Mukhavhuli

FINANCIAL INFORMATION*	2023/24	2022/23	2021/22
AUDIT OUTCOME	Financially Unqualified	Clean Audit	Clean Audit
FINANCIAL POSITION	R'000	R'000	R'000
Current Assets	25 905	21 175	17 293
Non-Current Assets	3 733	4 518	5 510
Total Assets	29 638	25 693	22 803
Current Liabilities	2 931	1 991	3 711
Non-Current Liabilities	-	83	673
Total Liabilities	2 931	2 074	4 384
Total Net Assets	26 707	23 620	18 419
FINANCIAL PERFORMANCE			
Total Revenue	48 560	48 446	46 406
Exchange Transactions	1 562	1 628	374
Non-Exchange Transactions	46 998	46 818	46 032
Total Expenditure	(45 473)	(43 245)	(38 844)
Employee Costs	(26 974)	(25 929)	(26 003)
Surplus/(Deficit) for Year	3 087	5 201	7 562
CASH FLOW			
Operating Activities	6 340	5 148	4 564
Investing Activities	(734)	(1 554)	(1 557)
Cash & Equivalents - Year End	25 283	19 678	16 083
UIFW EXPENDITURE**	-	2	-
HUMAN RESOURCES	2023/24	2022/23	2021/22
Posts Approved	33	33	36
Posts Filled	27	28	30

ELECTORAL COMMISSION (IEC) OF SOUTH AFRICA

CONTACT DETAILS

ADDRESS: Election House, Riverside Office Park, 1303 Heuvel Avenue, Centurion, Pretoria
TEL: 012 622 5700 0800 11 8000
WHATSAPP: 060 088 0000
WEB: www.elections.org.za/pw
EMAIL: info@elections.org.za



Refer to p13 for more information on sources, methodology and definitions.

*Refer to nationalgovernment.co.za for a copy of the full Annual Report. **Total of Unauthorised, Irregular, Fruitless & Wasteful Expenditure.

TABLE OF BOOKMARKS

OVERVIEW

Established by the Constitution of South Africa, the Electoral Commission (IEC) of South Africa is an independent body that manages elections of legislative bodies and institutions through the participation of citizens, political parties and civil society.

The IEC's obligations are to: manage elections of national, provincial and municipal legislative bodies; ensure that those elections are free and fair; declare the results of those elections; and compile and maintain a national common voters' roll.

The Commission's duties are to: ensure that any election is free and fair; promote conditions conducive to free and fair elections; compile and maintain a national common voters' roll; compile and maintain a register of parties; establish and maintain liaison and cooperation with parties; undertake and promote research into electoral matters; develop and promote the development of electoral expertise and technology in all spheres of government; continuously review electoral laws and proposed electoral laws, and make recommendations; promote voter education; declare the results of elections for national, provincial and municipal legislative bodies within seven days; and appoint appropriate public administrations in any sphere of government to conduct elections when necessary.

OFFICE BEARERS

Chairperson: Mr Mosotho Moepya

Deputy Chairperson: Ms Janet Love

Commissioners: Mr Glen Mashinini, Dr Nomsa Masuku, Judge Dhaya Pillay

Chief Executive Officer: Mr Sy Mamabolo (Chief Electoral Officer)

Deputy Chief Executive Officer: Ms Akhtari Henning (Deputy Chief Electoral Officer: Corporate Services), Mr George Mahlangu (Chief Executive: Party Funding), Mr Mawethu Mosery (Deputy Chief Electoral Officer: Outreach), Mr Masego Sheburi (Deputy Chief Electoral Officer: Electoral Operations)

Chief Financial Officer: Ms Dawn Mbatha

Communications Officers: Ms Kate Bapela (Manager: Communications)

FINANCIAL INFORMATION*	2023/24	2022/23	2021/22
AUDIT OUTCOME	Clean Audit	Clean Audit	Clean Audit
FINANCIAL POSITION	R'000	R'000	R'000
Current Assets	1 757 781	1 830 212	918 863
Non-Current Assets	1 013 829	881 370	941 892
Total Assets	2 771 609	2 711 582	1 860 755
Current Liabilities	365 063	197 570	184 691
Non-Current Liabilities	229 113	225 573	206 326
Total Liabilities	594 177	423 143	391 017
Total Net Assets	2 177 432	2 288 439	1 469 738
FINANCIAL PERFORMANCE			
Total Revenue	2 504 898	2 292 574	2 362 326
Exchange Transactions	213 622	68 662	105 710
Non-Exchange Transactions	2 291 276	2 223 912	2 256 616
Total Expenditure	(2 616 022)	(1 467 356)	(2 597 768)
Employee Costs	(1 127 492)	(776 240)	(962 042)
Surplus/(Deficit) for Year	(111 007)	818 701	(246 320)
CASH FLOW			
Operating Activities	88 670	955 307	(158 340)
Investing Activities	(202 133)	(34 544)	(618 082)
Cash & Equivalents - Year End	1 626 053	1 739 516	818 753
UIFW EXPENDITURE**	3 276	4 055	28 489
HUMAN RESOURCES	2023/24	2022/23	2021/22
Posts Approved	1 102	1 105	1 121
Posts Filled	952	906	906

FINANCIAL AND FISCAL COMMISSION (FFC)

CONTACT DETAILS

ADDRESS: 11th floor, 33 Heerengracht Street, Foreshore, Cape Town

WEB: www.ffc.co.za

EMAIL: info@ffc.co.za



OVERVIEW

The Financial and Fiscal Commission (FFC) is an independent juristic entity subject only to the Constitution, Financial and Fiscal Commission Act 99 of 1997, and relevant legislative prescripts. The Commission acts as a consultative body, makes recommendations and gives advice to Parliament, provincial legislatures, organised local government and other organs of State on the equitable division of revenue among the three spheres of government and on any other financial and fiscal matters in terms of the Constitution and as provided for in national legislation.

OFFICE BEARERS

Chairperson: Dr Patience Nombeko Mbava

Deputy Chairperson: Mr Michael Sachs

Commissioners: Prof Lourens Jacobus Erasmus, Mr Sikhumbuzo Kholwane, Ms Malijeng Ngqaleni, Ms Elzabe Rockman

Chief Executive Officer: Mr Thulani Duncan Ntuli

Chief Financial Officer: Ms Namadzavho Violet Matshidza

Senior Management: Ms R Mokebe (Head: Corporate Services), Mr Chen-Wei Tseng (Executive Manager: Research)

FINANCIAL INFORMATION*	2023/24	2022/23	2021/22
AUDIT OUTCOME	Financially Unqualified	Clean Audit	Financially Unqualified
FINANCIAL POSITION	R'000	R'000	R'000
Current Assets	16 835	30 714	17 319
Non-Current Assets	3 248	3 450	2 980
Total Assets	20 083	34 165	20 299
Current Liabilities	19 566	30 520	16 221
Non-Current Liabilities	16	81	51
Total Liabilities	19 583	30 601	16 272
Total Net Assets	500	3 564	4 027

FINANCIAL INFORMATION*	2023/24	2022/23	2021/22
FINANCIAL PERFORMANCE			
Total Revenue	61 547	65 414	63 820
Exchange Transactions	2 463	1 575	621
Non-Exchange Transactions	59 084	63 839	63 820
Total Expenditure	(64 611)	(78 541)	(65 519)
Employee Costs	(26 193)	(33 905)	(31 431)
Surplus/(Deficit) for Year	(3 063)	(13 126)	(1 700)
CASH FLOW			
Operating Activities	(10 244)	13 038	(5 870)
Investing Activities	(905)	(1 562)	(146)
Cash & Equivalents - Year End	16 470	27 678	16 256
UIFW EXPENDITURE**	265	1 924	4 342
HUMAN RESOURCES	2023/24	2022/23	2021/22
Posts Approved	52	52	35
Posts Filled	17	24	27

Refer to p13 for more information on sources, methodology and definitions.

*Refer to nationalgovernment.co.za for a copy of the full Annual Report. **Total of Unauthorised, Irregular, Fruitless & Wasteful Expenditure.

MUNICIPAL DEMARCATION BOARD (MDB)

CONTACT DETAILS

ADDRESS: Eco Origins Office Park, Block C1, 349 Witch-Hazel Avenue, Highveld
TEL: 012 342 2481/2
WHATSAPP: 072 819 8220
WEB: www.demarcation.org.za
EMAIL: info@demarcation.org.za



OVERVIEW

The mission of the Municipal Demarcation Board (MDB) is to create spatial conditions for sustainable development and transformation of local communities through municipal and ward boundary demarcation; provide advisory services; and serve as a knowledge hub for stakeholders to promote socio-economic development, democratic participation, equality and access to services.

The Board is an independent authority responsible for the determination of municipal boundaries. The Board's status as an independent authority is also protected by Section 3 of The Local Government: Municipal Demarcation Act of 1998, and various judgements by the Constitutional Court. In addition to the determinations and redeterminations of municipal boundaries, the Board is also mandated by legislation to declare the district management areas, delimit wards for local elections, and assess the capacity of municipalities to perform their functions.

The legislation provides for the following functions of the Board: determination and redetermination of municipal boundaries; delimitation of wards for local elections; assessment of the capacity of district and local municipalities to perform their functions as provided for in the Constitution and the Structures Act; and the declaration and withdrawal of the declaration of district management areas. In addition, Cabinet approved a leading role for the Board in assisting government departments in aligning their functional service delivery boundaries to municipal boundaries.

OFFICE BEARERS

Chairperson: Mr Thabo Moses Manyoni
Deputy Chairperson: Dr David Matheakuena Mohale
Board Members: Ms Ntombekaya Leticia Baart, Prof Susan Gertruida Bouillon, Ms Gabisile Gumbi-Masilela, Ms Marcia T Mabuza, Mr Sibongiseni Mduduzi Maseko, Mr Pascal Paul Moloi, Dr Udesh Pillay, Ms Edith Margaret Tukakgomo
Chief Executive Officer: Mr Manye Moroka
Chief Financial Officer: Nthabeleng Khabutlane
Chief Operations Officer: Mr Aluwani Ramagadza

Senior Management: Ms Nono Bapela (Executive Manager: Corporate Services), Ms Nikiwe Chauke (Board Secretary), Ms Barileng Dichabe (Senior Manager: Stakeholder Management and Communication), Mr Fazel Hoosen (Core Operations), Ms Kgadi Monama (Senior Manager: Human Resources and Admin), Dr Paul Radikonyana (Advisory and Research), Mr Dan Sebake (Senior Manager: Operations Technology)
Communications Officers: Dimakatso Makhetha (Communication Specialist)

FINANCIAL INFORMATION*	2023/24	2022/23	2021/22
AUDIT OUTCOME	Financially Unqualified	Clean Audit	Clean Audit
FINANCIAL POSITION	R'000	R'000	R'000
Current Assets	40 427	41 111	38 291
Non-Current Assets	1 974	2 733	3 015
Total Assets	42 401	43 844	41 306
Current Liabilities	4 479	5 685	4 227
Non-Current Liabilities	-	-	-
Total Liabilities	4 479	5 685	4 227
Total Net Assets	37 924	38 159	37 079
FINANCIAL PERFORMANCE			
Total Revenue	75 593	75 991	71 425
Exchange Transactions	2 489	1 651	803
Non-Exchange Transactions	73 104	74 340	70 622
Total Expenditure	(75 828)	(74 911)	(59 817)
Employee Costs	(46 825)	(38 461)	(35 874)
Surplus/(Deficit) for Year	(235)	1 080	11 608
CASH FLOW			
Operating Activities	(716)	4 970	10 385
Investing Activities	(345)	(991)	(920)
Cash & Equivalents - Year End	38 232	39 292	35 313
UIFW EXPENDITURE**	1 399	7 182	524
HUMAN RESOURCES	2023/24	2022/23	2021/22
Posts Approved	48	48	48
Posts Filled	46	46	45

PAN SOUTH AFRICAN LANGUAGE BOARD (PANSALB)

CONTACT DETAILS

ADDRESS: 5th Floor, Provisus Building, 523 Stanza Bopape Street, Arcadia
TEL: 012 341 9651
WEB: www.pansalb.org
EMAIL: communication@pansalb.org



OVERVIEW

The Pan South African Language Board (PanSALB) was established in order to promote and create conditions for the development and use of official languages, the Xhosa and San languages, and sign language; and to promote and ensure respect for all languages commonly used by communities in South Africa, including German, Greek, Gujarati, Hindi, Portuguese, Tamil, Telegu and Urdu, and Arabic, Hebrew, Sanskrit, and other languages used for religious purposes in South Africa.

OFFICE BEARERS

Chairperson: Prof Lolie Makhubu-Badenhorst
Deputy Chairperson: Ms Seipati Benice Dichabe
Board Members: Ms Khensani Gertrude Bilankulu, Ms Portia Prudence Chilwane, Ms Preetha Dabideen, Dr Fio Dolly Gaebeng Dlavane,

Mr Cinga Gqabu, Ms Mariaan M Maartens, Mr Manfred Kgomotso Molebaloa, Mr Aubrey Greyling Mthembu, Mr Ntshengedzeni Edward Mudau, Dr Nomakhosazana Hazel Rasana
Chief Executive Officer: Mr Lance Schultz
Chief Financial Officer: Ms Tebogo Matabane
Senior Management: Mr Julius Dantile (Executive Head: Languages), Mr NG Kodwa (Executive Authority), Mrs Salome Tau (Senior Manager: Performance and Governance)
Communications Officers: Ntombentle Huluhulu (Head: Marketing and Communication), Mr Sibusiso Nkosi (Senior Manager: Communications and Marketing), Mr Zola Nkosi

Refer to p13 for more information on sources, methodology and definitions.
 *Refer to nationalgovernment.co.za for a copy of the full Annual Report. **Total of Unauthorised, Irregular, Fruitless & Wasteful Expenditure.

TABLE OF BOOKMARKS

FINANCIAL INFORMATION*	2023/24	2022/23	2021/22
AUDIT OUTCOME	Financially Unqualified	Financially Unqualified	Clean Audit
FINANCIAL POSITION	R'000	R'000	R'000
Current Assets	88 782	109 900	12 804
Non-Current Assets	11 720	11 202	8 776
Total Assets	100 502	121 192	129 580
Current Liabilities	47 091	32 281	23 924
Non-Current Liabilities	4 496	5 358	6 675
Total Liabilities	51 587	37 639	30 599
Total Net Assets	48 915	83 553	98 981
FINANCIAL PERFORMANCE			
Total Revenue	134 491	142 823	133 461
Exchange Transactions	5 965	7 246	3 993
Non-Exchange Transactions	128 526	135 577	129 468
Total Expenditure	(167 395)	(159 435)	(148 347)
Employee Costs	(96 909)	(88 029)	(78 782)
Surplus/(Deficit) for Year	(32 904)	(16 612)	(14 887)

FINANCIAL INFORMATION*	2023/24	2022/23	2021/22
CASH FLOW			
Operating Activities	(12 133)	(5 550)	(10 203)
Investing Activities	(3 229)	(12 562)	(11 695)
Cash & Equivalents - Year End	48 757	66 387	82 749
UIFW EXPENDITURE**	4 109	2 408	3 888

HUMAN RESOURCES	2023/24	2022/23	2021/22
Posts Approved	86	86	84
Posts Filled	77	75	67

PUBLIC PROTECTOR SOUTH AFRICA

CONTACT DETAILS

ADDRESS: 175 Lunnon Street, Hillcrest Office Park
TEL: 012 366 7000 / 7112 / 0800 112 040
WEB: www.pprotect.org
EMAIL: Customerservice@pprotect.org



OVERVIEW

The mission of the Public Protector South Africa is to strengthen constitutional democracy in pursuit of its constitutional mandate by investigating, rectifying and redressing any improper or prejudicial conduct in state affairs and resolving related disputes through mediation, conciliation, negotiation and other measures to ensure fair, responsive and accountable public sector decision-making and service delivery.

In pursuit of the mandate, vision and mission, the Public Protector focuses on the following strategic objectives: to be accessible to and trusted by all persons and communities; prompt remedial action; promotion of good governance in the conduct of all state affairs; an efficient and effective organisation; and an optimal performance and service-focused culture.

OFFICE BEARERS

Public Protector: Adv Kholeka Gcaleka
Chief Executive Officer: Ms Thandi Sibanyoni
Chief Financial Officer: Mr Mfundo Mdingi
Chief Operations Officer: Adv Nelisiwe Nkabinde
Senior Management: Adv Deon Barnard (Executive Manager: Provincial Investigation and Integration - Coastal), Mr Hombisa Caleni (Information and Communication Technology), Adv Elsabe de Waal (Chief Investigator), Mr Vusumuzi Dlamini (Provincial Representative: Gauteng), Mr Sechele Keebine (Provincial Representative: North West), Mr Mlungisi Khanya (Provincial Representative: Northern Cape), Mr Mulao Lamula (Provincial Representative: Western Cape), Ms Zandile Luthuli (Human Capital Management), Ms Sibongile Lwana (Provincial Representative: Eastern Cape), Ms Pumeza Mafani (Executive Manager: Complaints and Stakeholder Management), Ms Nomusa Malatji (Acting Senior Manager: Supply Chain Management), Mr Karabo Masilo (Supply Chain Management), Adv George Matimolane (Provincial Representative: Limpopo), Ms Zoleka Mntuntum (Senior Manager: Facilities Management), Ms Ponatshego Mogaladi (Executive Manager: Investigations), Mr Sello Mothupi (Chief Investigator: Investigations), Ms Nthoriseng Motsitsi (Executive Manager: Provincial Investigation and Integration), Ms Vanessa Mundrye (Provincial Representative: Free State), Mr Baldwin Neshunzhi (Chief Investigator), Ms Molly Ngcobo (Acting Provincial Representative: KwaZulu-Natal), Adv Johann Raubenheimer (Chief Investigator), Mr Khulong Seema (Internal Audit), Ms Lesedi Sekele (Chief Investigator), Mr Botromia Sithole (Provincial Representative:

Mpumalanga), Mr Amos Skosana (Senior Manager: Security Management), Mr Futana Tebele (Risk and Compliance Management), Mr Gumbi Tyelela (Chief of Staff), Adv Neels van der Merwe (Legal Services and Knowledge Management), Ms Naomi Webster (Senior Manager: Strategic Support)

Communications Officers: Mr Khulu Phasiwe (Spokesperson), Kgaugelo Sekokotla (Manager: Communications)

FINANCIAL INFORMATION*	2023/24	2022/23	2021/22
AUDIT OUTCOME	Financially Unqualified	Financially Unqualified	Clean Audit
FINANCIAL POSITION	R'000	R'000	R'000
Current Assets	108 190	128 469	116 641
Non-Current Assets	32 049	15 594	14 440
Total Assets	140 239	144 064	131 080
Current Liabilities	42 148	72 560	56 162
Non-Current Liabilities	13 571	12 606	21 244
Total Liabilities	55 719	85 166	77 406
Total Net Assets	84 520	58 898	53 674

FINANCIAL PERFORMANCE			
Total Revenue	384 420	399 574	376 434
Exchange Transactions	14 124	9 341	4 867
Non-Exchange Transactions	370 297	390 233	371 567
Total Expenditure	(358 799)	(394 272)	(343 068)
Employee Costs	(264 274)	(266 878)	(245 998)
Surplus/(Deficit) for Year	25 621	5 303	33 367

CASH FLOW			
Operating Activities	3 402	20 292	38 053
Investing Activities	(23 019)	(5 810)	(1 645)
Cash & Equivalents - Year End	104 859	126 214	113 494
UIFW EXPENDITURE**	6 046	43 777	107

HUMAN RESOURCES	2023/24	2022/23	2021/22
Posts Approved	357	372	368
Posts Filled	335	343	332

Refer to p13 for more information on sources, methodology and definitions.

*Refer to nationalgovernment.co.za for a copy of the full Annual Report. **Total of Unauthorised, Irregular, Fruitless & Wasteful Expenditure.

PUBLIC SERVICE COMMISSION (PSC)

CONTACT DETAILS

ADDRESS: Public Service Commission House, Office Park Block B, 536 Francis Baard Street, Arcadia, Pretoria
TEL: 012 352 1000
WEB: www.psc.gov.za
EMAIL: info@opsc.gov.za



OVERVIEW

The Public Service Commission (PSC) was established in terms of Section 196 of the Constitution of the Republic of South Africa, 1996. The PSC is supported by the Office of the Public Service Commission (OPSC), headed by the Director General who is the Accounting Officer. The mission of the PSC is to promote the constitutionally enshrined democratic principles and values of the public service by investigating, researching, monitoring, evaluating, communicating and reporting on public administration.

The Commission's functions are to: promote the constitutionally prescribed values and principles governing public administration in the public service; investigate, monitor and evaluate the organisation and administration, and the personnel practices, of the public service; propose measures to ensure effective and efficient performance within the public service; give directions aimed at ensuring that personnel procedures relating to recruitment, transfers, promotions and dismissals comply with the constitutionally prescribed values and principles; report in respect of its activities and the performance of its functions, including any finding it may make and directions and advice it may give, and provide an evaluation of the extent to which the constitutionally prescribed values and principles are complied with; either of its own accord or on receipt of any complaint, investigate and evaluate the application of personnel and public administration practices, and report to the relevant executive authority and legislature; investigate grievances of employees in the public service concerning official acts or omissions, and recommend appropriate remedies; monitor and investigate adherence to applicable procedures in the public service; and advise national and provincial organs of state regarding personnel practices in the public service, including those relating to the recruitment, appointment, transfer, discharge and other aspects of the careers of employees in the public service.

OFFICE BEARERS

Chairperson: Prof Somadoda Fikeni
Deputy Chairperson: Ms Zukiswa Mqolomba
Commissioners: Ms Yasmin Essop Bacus, Mr Anele Gxoyiya, Mr Errol Magerman, Prof Mandlenkosi Makhanya, Mr Vuyani Mapolisa, Mr Vusumuzi Mavuso, Ms Nomah Ngwenya, Mr Ashley Searle, Mr Magerula Sekonya, Mr Bheki Zulu
Director General: Adv Dinkie P Dube
Deputy Directors General: Mr Matome Malatsi (Integrity and Anti-Corruption), Ms Irene Mathenjwa (Monitoring and Evaluation), Dr Kholofelo Sedibe (Leadership and Management Practices)
Chief Financial Officer: Mr Zweli Momeka (Acting Chief Director: People Management Practices)
Senior Management: Mr Siyasanga Giyose (Chief Director: Executive Support, Stakeholders Relations and Provincial Coordination)
Communications Officers: Mr Humphrey Ramafoko (Director: Communications and Information Services)

FINANCIAL INFORMATION*	2023/24	2022/23	2021/22
AUDIT OUTCOME	Clean Audit	Clean Audit	Clean Audit
APPROPRIATION STATEMENT	R'000	R'000	R'000
Total Final Appropriation	301 128	295 903	286 669
Actual Expenditure	299 267	278 937	265 901
Employee Compensation	227 687	206 742	204 753
Goods and Services	65 840	69 009	55 691
Capital Assets	2 261	1 902	3 383
UIFW EXPENDITURE**	407	71	772
HUMAN RESOURCES	2023/24	2022/23	2021/22
Posts Approved	293	337	274
Posts Filled	264	311	246

SOUTH AFRICAN HUMAN RIGHTS COMMISSION (SAHRC)

CONTACT DETAILS

ADDRESS: 32 Princess of Wales Terrace, Sentinel House, Sunnyside Office Park, Parktown, Johannesburg
TEL: 011 877 3600
WHATSAPP: 079 713 8701
WEB: www.sahrc.org.za
EMAIL: info@sahrc.org.za



OVERVIEW

The mission of the South African Human Rights Commission (SAHRC), as the independent national human rights institution, is to support constitutional democracy through promoting, protecting and monitoring the attainment of everyone's human rights in South Africa without fear, favour or prejudice.

The mandate of the Commission is to: promote respect for human rights and a culture of human rights; promote the protection, development and attainment of human rights; monitor and assess the observance of human rights; investigate and report on the observance of human rights; take steps and secure appropriate redress where human rights have been violated; carry out research; educate; require relevant organs of state to provide the Commission with information on the measures that they have taken towards the realisation of the rights in the Bill of Rights concerning housing, health care, food, water, social security, education and the environment; and carry out the additional powers and functions prescribed by national legislation.

OFFICE BEARERS

Chairperson: Mr Andrew Christoffel Nissen
Commissioners: Dr Henk Boshoff, Mr Arthur Gungubele, Ms Elspeth Nomahlubi Berlinda Khwinana, Prof Tshepo Madlingozi, Adv Sandra Selokela Makoasha, Ms Philile Ntuli
Chief Executive Officer: Mr Vusumuzi Mkhize
Chief Financial Officer: Dr Talifhani Khubana
Chief Operations Officer: Adv Chrystal Pillay
Senior Management: Ms Rachel Cham (Head: Corporate Support Services), Mr Ephraim Mlambo (Acting Head: Legal Services), Mr Zolile Moyo (Chief Internal Auditor), Dr Martin Nsibirwa (Head: Research), Dr Kwanele Pakati (Acting: Head of Commissioners Programme), Ms Nompumelelo Sobekwa (Strategic Support and Governance)

Refer to p13 for more information on sources, methodology and definitions.

*Refer to nationalgovernment.co.za for a copy of the full Annual Report. **Total of Unauthorised, Irregular, Fruitless & Wasteful Expenditure.

TABLE OF BOOKMARKS

Communications Officers: Mr Wisani Baloyi (Acting Communications Coordinator: Media Enquiries), Ms Ntombentsha Lubelwana (PA: Chief Operations Officer), Ms Lorraine Matshazi (PA: Acting: Head of Legal Services), Ms Witness Ndala (PA: Chief Financial Officer), Ms Hilda Pule (PA: Chief Executive Officer), Ms Nompumelelo Sobekwa (PA: Head: Strategic Support and Governance)

FINANCIAL INFORMATION*	2023/24	2022/23	2021/22
AUDIT OUTCOME	Financially Unqualified	Financially Unqualified	Financially Unqualified
FINANCIAL POSITION	R'000	R'000	R'000
Current Assets	65 488	62 433	58 737
Non-Current Assets	24 108	22 511	22 464
Total Assets	89 596	84 944	81 201
Current Liabilities	28 707	13 834	18 708
Non-Current Liabilities	876	1 427	1 046
Total Liabilities	29 583	15 261	19 754
Total Net Assets	60 013	69 683	61 447

FINANCIAL INFORMATION*	2023/24	2022/23	2021/22
FINANCIAL PERFORMANCE			
Total Revenue	213 473	212 213	197 128
Exchange Transactions	5 013	3 329	1 722
Non-Exchange Transactions	208 459	208 884	195 406
Total Expenditure	(22 696)	(203 436)	(197 128)
Employee Costs	(145 491)	(137 785)	(140 143)
Surplus/(Deficit) for Year	(9 672)	8 235	(112)
CASH FLOW			
Operating Activities	7 854	7 879	5 407
Investing Activities	(4 198)	(2 353)	(6 398)
Cash & Equivalents - Year End	63 431	61 175	57 314
UIFW EXPENDITURE**	6 668	11 781	10 794
HUMAN RESOURCES			
Posts Approved	200	n/a	198
Posts Filled	156	n/a	158

SOUTH AFRICAN RESERVE BANK (SARB)

CONTACT DETAILS

ADDRESS: 370 Helen Joseph Street, Pretoria

TEL: 012 313 3911 / 086 112 7272

WEB: www.resbank.co.za

OVERVIEW

The South African Reserve Bank (the Bank) is the central bank of South Africa. The primary purpose of the Bank is to achieve and maintain price stability in the interest of balanced and sustainable economic growth. Together with other institutions, it also plays a pivotal role in ensuring financial stability.

In terms of section 224 of the Constitution, 1996, the South African Reserve Bank, in pursuit of its primary object, must perform its functions independently and without fear, favour or prejudice, but there must be regular consultation between the Bank and the Cabinet member responsible for national financial matters'. The independence and autonomy of the Bank are therefore entrenched in the Constitution.

In pursuit of its mandate and purpose, the Bank performs the following key functions: formulating and implementing monetary policy; promoting financial stability; regulating and supervising the banking and insurance industry through the Prudential Authority; issuing banknotes and coins; managing the official gold and foreign-exchange (FX) reserves of the country; undertaking data analysis and research; ensuring the effective functioning of the National Payment System; administering the country's remaining exchange controls; and acting as banker to government.

OFFICE BEARERS

Governor: Mr Lesetja Kganyago

Deputy Governor: Dr Rashad Cassim, Dr Mampho Modise, Ms Fundi Tshazibana (CEO of the Prudential Authority)

Board Members: Dr Kgabo Badimo (Government), Prof Charlotte Buitendag (Industry), Ms Shamima Gaibie (Labour), Mr Zoab Hoosen (Industry), Mr Norman Mbazima (Mining), Ms Lerato Molebatsi (Government), Ms Dudu Msomi (Government), Dr Yvonne Muthien (Commerce or Finance), Ms Kholeka Mzondeki (Government), Ms Tryphosa Ramano (Commerce or Finance), Prof Nicholas Vink (Agriculture)

Chief Financial Officer: Ms Mogam Pillay (Acting Group CFO)

Chief Operations Officer: Mr Pradeep Maharaj (Group Executive: Currency Management)

Senior Management: Mr Denzel Bostander (Head: Financial Conglomerates Supervision), Dr Nicola Brink (Acting Head: Financial Stability Department), Dr David Fowkes (Adviser to the Governors),



South African Reserve Bank

Mr Faizel Jeena (Risk Support), Dr Chris Loewald (Head: Economic Research), Mr Kerwin Martin (Head: Banking and Insurance), Mr Tim Masela (Head: National Payment System Department), Ms Olatose Matshane (Head: Policy, Statistics and Industry Support), Mr Charles Nevhutanda (Acting Head: Financial Surveillance Department), Ms Bonisile Ntutela (Divisional Head: Policy, Statistics and Industry Support Department), Ms Rebecca Tee (General Counsel)

Communications Officers: Ms Thoraya Pandy (Divisional Head: Communications)

FINANCIAL INFORMATION*	2023/24	2022/23	2021/22
AUDIT OUTCOME	Clean Audit	Clean Audit	Clean Audit
FINANCIAL POSITION	R'000	R'000	R'000
Total Assets	1 326 227 000	1 250 414 000	992 560 000
Total Liabilities	1 284 241 000	1 223 109 000	967 089 000
Total Net Assets	41 986 000	27 305 000	25 471 000
FINANCIAL PERFORMANCE			
Total Revenue	49 508 000	12 772 000	13 462 000
Total Expenditure	(35 254 000)	(10 890 000)	(14 954 000)
Employee Costs	(4 457 000)	(4 227 000)	(3 411 000)
Surplus/(Deficit) for Year	14 254 000	1 882 000	(1 492 000)
CASH FLOW			
Operating Activities	21 605 000	21 557 000	(15 003 000)
Investing Activities	(2 288 000)	(1 564 000)	(965 000)
Cash & Equivalents - Year End	61 743 000	42 426 000	22 433 000

SUBSIDIARIES

Corporation for Public Deposits
South African Bank Note Company (Rf) (Pty) Ltd
South African Mint Company (Rf) (Pty) Ltd

Refer to p13 for more information on sources, methodology and definitions.

*Refer to nationalgovernment.co.za for a copy of the full Annual Report. **Total of Unauthorised, Irregular, Fruitless & Wasteful Expenditure.

THE PRESIDENCY

CONTACT DETAILS

ADDRESS: Union Buildings, Government Avenue, Pretoria
TEL: 012 300 5200
WEB: www.thepresidency.gov.za
EMAIL: presidentrsa@presidency.gov.za

OVERVIEW

The Presidency is comprised of four political principals: the President, who is the Head of State and Government; the Deputy President, who is the Leader of Government Business (in Parliament); the Minister of the National Planning Commission; and the Minister of Planning, Monitoring and Evaluation. The Presidency has three structures, which support governance operations directly: the Cabinet Office; Policy Coordination and Advisory Services (PCAS); and Legal and Executive Services.

The Presidency's key role in the executive management and coordination of government lies in its responsibility to organise governance. In this regard, a key aim is the facilitation of an integrated and coordinated approach to governance. This is achieved through creative, cross-sectoral thinking on policy issues, and the enhancement of the alignment of sectoral priorities with the national strategic policy framework and other government priorities.

The mission of The Presidency is to support the President, the Deputy President and other political principals within The Presidency to execute their responsibilities, as outlined in the Constitution and the programme of government. The Presidency's strategic outcome-orientated goals are to: lead in integrated planning and in the performance monitoring and oversight of government policies and programmes; support the President and Deputy President in exercising their constitutional responsibilities to promote national unity and social cohesion; and assist the President and the Deputy President in advancing the interests of South Africa in the international arena.

OFFICE BEARERS

President: Mr Matamela Cyril Ramaphosa (ANC)
Deputy President: Mr Shipokoza Paulus Mashatile (ANC)
Minister: Ms Khumbudzo Phophi Silence Ntshavheni (Minister in The Presidency) (ANC)
Deputy Ministers: Ms Nonceba Bianca Mhlauli (Deputy Minister in The Presidency) (ANC), Mr Itiseng Kenneth Morolong (Deputy Minister in The Presidency) (ANC)
Director General: Ms Phindile Baleni
Secretaries: Nokukhanya Cele (Personal Assistant: Director General), Ms Lerato Kgomo (Personal Assistant: Deputy President), Ms Melissa Maseko (PA to the COO), Ms Malebo Sibiya (Personal Assistant: President)
Chief Operations Officer: Mr Thulani Mdakane
Deputy Directors General: Ms Roshene Singh (Private Office of the President)
Senior Management: Mr Mike Louw (Director: Support Services), Mr Lawrence Ngoveni (Head and Spokesperson: Office of the Deputy Minister), Futhi Ntshingila (Chancery, Deputy Director: Protocol and Ceremonial Services), Mr Phetole Rampedi (Community Outreach Officer)



**THE PRESIDENCY
 REPUBLIC OF SOUTH AFRICA**



PRESIDENT
 MR MC RAMAPHOSA



DEPUTY PRESIDENT
 MR SP MASHATILE



MINISTER
 MS KPS NTSHAVHENI



DEPUTY MINISTER
 MS NB MHLAULI



DEPUTY MINISTER
 MR IK MOROLONG



DIRECTOR GENERAL
 MS P BALENI

Communications Officers: Phindile Baleni (Information Officer), Sam Bopape (Media Liaison Officer), Mr Vincent Magwenya (Spokesperson to the President), Ms Nonceba Mhlauli (Media Liaison Officer and Spokesperson to the Minister), Ms Thami Ngwenya (Spokesperson: Deputy President), Matshepo Seedat (Media Liaison and Digital Communications)

FINANCIAL INFORMATION*	2023/24	2022/23	2021/22
AUDIT OUTCOME	Financially Unqualified	Clean Audit	Clean Audit
APPROPRIATION STATEMENT	R'000	R'000	R'000
Total Final Appropriation	693 960	626 730	612 928
Actual Expenditure	674 376	548 564	523 917
Employee Compensation	388 680	342 006	339 261
Goods and Services	249 933	178 709	163 647
Capital Assets	24 736	26 057	17 731
UIFW EXPENDITURE**	4 225	218	306
HUMAN RESOURCES	2023/24	2022/23	2021/22
Posts Approved	632	595	586
Posts Filled	466	442	454

DEPARTMENT OF PLANNING, MONITORING AND EVALUATION (DPME)

CONTACT DETAILS

ADDRESS: The Union Buildings, East Wing, Government Avenue, Pretoria, 0001
TEL: 012 312 0000
WEB: www.dpme.gov.za

OVERVIEW

The mission of the Department of Planning, Monitoring and Evaluation is to facilitate, influence and support effective planning, monitoring and evaluation of government programmes aimed at improving service delivery, outcomes and the impact on society. The focus of the Department is on the implementation of the National Development Plan (NDP) 2030 using the Medium-Term Strategic Framework (MTSF)



planning, monitoring & evaluation

Department:
 Planning, Monitoring and Evaluation
 REPUBLIC OF SOUTH AFRICA

as an implementation and monitoring tool. The MTSF identifies the important actions required to implement the aspects of the NDP for which government is responsible over the medium to long term. Critical government programmes are periodically evaluated to determine the efficiency and effectiveness, as well as their impact, on society.

Refer to p13 for more information on sources, methodology and definitions.
 *Refer to nationalgovernment.co.za for a copy of the full Annual Report. **Total of Unauthorised, Irregular, Fruitless & Wasteful Expenditure.

TABLE OF BOOKMARKS



MINISTER
MS ML RAMOKGOPA



DEPUTY MINISTER
MR SJ MOHAI



DIRECTOR GENERAL
DR R NKUNA

OFFICE BEARERS

Minister: Ms Maropene Lydia Ramokgopa (Minister of Planning, Monitoring and Evaluation) (ANC)

Deputy Minister: Mr Seiso Joel Mohai (Deputy Minister of Planning, Monitoring and Evaluation) (ANC)

Director General: Dr Robert Nkuna

Chief of Staff: Ms Zanele Hlatshwayo

Chief Financial Officer: Ms Camagwini Ntshinga

Deputy Directors General: Mr Lindsay Martin (Acting: Planning Coordination), Mr Godfrey Mashamba (Evaluation, Evidence and Knowledge Systems), Ms Josephilda Nhlapo-Hlophe (Acting: Sector Monitoring), Mr Ntabozuko Nomlala (Acting: Corporate Services), Adv Gugulethu Thimane (Public Sector Monitoring and Capacity Development)

Senior Management: Mr Maxwell Fuzani (Head of Office: Deputy Minister), Dr Sifiso Ngcobo (Head of Office: Director General), Mr Lawrence Ngoveni (Director: Communication and Marketing), Mr Tom Nkosi (Chief Director: Strategy and Communication Services), Mr Siphos Seakamela (Special Advisor: Minister), Mr Tembile Yako (Special Advisor: Minister)

Communications Officers: Mr Litha Mpondwana (Media Liaison Officer: Minister), Ms Tracy Mudau (Office of the Deputy Minister), Mr Phetole Rampedi (Cabinet Liaison Officer: Minister)

Secretaries: Ms Anneke Veenswijk-Nel (Private Secretary: Minister)

FINANCIAL INFORMATION*	2023/24	2022/23	2021/22
AUDIT OUTCOME	Financially Unqualified	Clean Audit	Clean Audit
APPROPRIATION STATEMENT	R'000	R'000	R'000
Total Final Appropriation	468 691	483 866	459 742
Actual Expenditure	437 668	442 599	396 718
Employee Compensation	307 846	304 097	292 354
Goods and Services	117 140	132 008	96 288
Capital Assets	10 699	4 026	6 296
UIFW EXPENDITURE**	7 480	5 991	14 375
HUMAN RESOURCES	2023/24	2022/23	2021/22
Posts Approved	419	419	418
Posts Filled	357	351	356

DEPARTMENT OF WOMEN, YOUTH AND PERSONS WITH DISABILITIES (DWYPD)

CONTACT DETAILS

ADDRESS: 268 Lilian Ngoyi Street, Fedsure Building, 1st Floor, Pretoria

TEL: 012 359 0000

WEB: www.dwypd.gov.za

EMAIL: ministry@dwypd.gov.za



women, youth & persons with disabilities

Department:
Women, Youth and Persons with Disabilities
REPUBLIC OF SOUTH AFRICA

OVERVIEW

The mandate of the Department of Women, Youth and Persons with Disabilities is to lead on socio-economic transformation and implementation of the empowerment and participation of women, youth and persons with disabilities through mainstreaming, advocacy, monitoring and evaluation. The vision of the Department is of a transformed, inclusive society free from all forms of discrimination and capable of self-actualisation.

Its mission is to provide strategic leadership, advocacy and coordination to government departments and the country on mainstreaming socio-economic empowerment of women, youth and persons with disabilities. The Department's values are tolerance and respect in the workplace, professionalism, continuous learning, integrity, caring, accountability, inclusivity and empowerment.

OFFICE BEARERS

Minister: Ms Sindiwe Chikunga (Minister of Women, Youth and Persons with Disabilities) (ANC)

Deputy Minister: Ms Mmapaseka Steve Emily Letsike (Deputy Minister of Women, Youth and Persons with Disabilities) (ANC)

Director General: Adv Mikateko Joyce Maluleke

Chief of Staff: Ms Zandile Mthembu

Chief Financial Officer: Ms Desree Legwale

Deputy Directors General: Mr Mpho Buntse (Community Outreach), Ms Ranji Reddy (Acting: Policy Stakeholder Coordination and Knowledge Management), Ms Welhemina Reshoketswe Tshabalala (Social Transformation and Economic Empowerment)

Senior Management: Mr Nkosana Kose (Director: Office of the Director General), Adv Mikateko Maluleke (Information Officer [PAIA]), Ms Val Mathobela (Chief Director: Office of the Director General), Ms Nondumiso Ngqulunga (Deputy Information Officer [PAIA]), Ms Unathi Sityata (Head of Office)

Communications Officers: Mr Sibusiso Khoza (Parliamentary Liaison Officer), Ms Nompandolo Mkhathswa (Media Liaison Officer), Mr Cassius Selala (Head: Communications)



MINISTER
MS S CHIKUNGA



DEPUTY MINISTER
MS MSE LETSIKE



DIRECTOR GENERAL
ADV M MALULEKE

Secretaries: Ms Lesego Itumeleng, Ms Bongzi Mapalweni (Deputy Director: Management Secretariat), Ms Rammata Rabalao (Assistant Executive Personal Assistant), Ms Pamela Salusalu (PA: Deputy Minister)

FINANCIAL INFORMATION*	2023/24	2022/23	2021/22
AUDIT OUTCOME	Clean Audit	Financially Unqualified	Financially Unqualified
APPROPRIATION STATEMENT	R'000	R'000	R'000
Total Final Appropriation	1 072 406	992 101	1 219 290
Actual Expenditure	1 004 120	991 844	1 165 044
Employee Compensation	126 353	117 187	115 077
Goods and Services	64 527	77 666	50 933
Capital Assets	5 609	4 414	4 549
UIFW EXPENDITURE**	36	719	187
HUMAN RESOURCES	2023/24	2022/23	2021/22
Posts Approved	146	141	143
Posts Filled	136	126	135

Refer to p13 for more information on sources, methodology and definitions.

*Refer to nationalgovernment.co.za for a copy of the full Annual Report. **Total of Unauthorised, Irregular, Fruitless & Wasteful Expenditure.

NATIONAL YOUTH DEVELOPMENT AGENCY (NYDA)

CONTACT DETAILS

ADDRESS: 7 Naivasha Road, Sunninghill, 2191
TEL: 087 158 6345 / 5738
WHATSAPP: 064 758 5058
WEB: www.nyda.gov.za
EMAIL: info@nyda.gov.za



NATIONAL YOUTH DEVELOPMENT AGENCY
OUR YOUTH. OUR FUTURE.

OVERVIEW

The mission of the National Youth Development Agency (NYDA) is to mainstream youth issues into society and facilitate youth development with all sectors of society. The NYDA's activities could be summarised as follows: lobbying and advocating for integration and mainstreaming of youth development in all spheres of government, the private sector and civil society; initiating, implementing, facilitating and coordinating youth development programmes; and monitoring and evaluating youth development intervention across the board and mobilising youth for active participation in civil society engagements.

OFFICE BEARERS

Chairperson: Ms Asanda Luwaca
Deputy Chairperson: Ms Karabo Mohale
Board Members: Ms Lebogang Mulaisi, Mr Thulisa Ndlela, Ms Pearl Pillay, Ms Alexandria Procter
Chief Executive Officer: Ms Mafiki Duma (Acting)
Chief Financial Officer: Ms Okuhle Sidumane
Senior Management: Mr Walter Bango (Senior Manager: Monitoring and Evaluation), Ms Mafiki Duma (Executive Director: Corporate Services), Ms Nontsikelelo Makaula (Executive Director: Operations), Mr Tshepo Manyama (Senior Manager: Business Performance), Ms Ikayeng Masinamela (Corporate Investments and International Relations), Ms Amanda Ndlovu (Financial Services), Mr Abbey Nkabinde (Senior Manager: Internal Auditing), Ms Nelisiwe Nzimande (Senior Manager: Programme Design and Development)
Communications Officers: Mr Milton Makgothoma (Media Officer: Office of the Executive Chairperson), Ms Dimakatso Masiteng (Chief Information Officer), Sihle Shabalala (Acting Manager: Communications)

FINANCIAL INFORMATION*	2023/24	2022/23	2021/22
AUDIT OUTCOME	Qualified	Clean Audit	Clean Audit
FINANCIAL POSITION	R'000	R'000	R'000
Current Assets	91 331	123 448	509 836
Non-Current Assets	51 972	65 111	65 003
Total Assets	143 303	188 560	574 839
Current Liabilities	94 146	94 079	78 891
Non-Current Liabilities	776	1 054	5 481
Total Liabilities	94 922	95 133	84 372
Total Net Assets	48 380	93 423	490 466
FINANCIAL PERFORMANCE			
Total Revenue	777 519	812 405	958 230
Exchange Transactions	10 429	17 545	7 007
Non-Exchange Transactions	767 090	794 860	951 223
Total Expenditure	(813 682)	(1 188 742)	(528 096)
Employee Costs	(241 447)	(210 437)	(199 913)
Surplus/(Deficit) for Year	(36 163)	(376 337)	430 134
CASH FLOW			
Operating Activities	5 056	(221 557)	268 030
Investing Activities	(23 367)	(29 866)	(9 084)
Cash & Equivalents - Year End	25 675	44 184	296 326
UIFW EXPENDITURE**	-	93	-
HUMAN RESOURCES	2023/24	2022/23	2021/22
Posts Filled	91	91	549

GOVERNMENT COMMUNICATION AND INFORMATION SYSTEM (GCIS)

CONTACT DETAILS

ADDRESS: Tshedimosetso House, 1035 Cnr Francis Baard & Festival Streets, Hatfield, Pretoria, 0083
TEL: 012 473 0000
WEB: www.gcis.gov.za
EMAIL: information@gcis.gov.za



government communications

Department: Government Communication and Information System
REPUBLIC OF SOUTH AFRICA

OVERVIEW

The mission of the Government Communication and Information System (GCIS) is to deliver effective strategic government communication; set and influence adherence to standards and coherence of message and proactively communicate with the public about government policies, plans, programmes and achievements.

OFFICE BEARERS

Minister: Ms Khumbudzo Phophi Silence Ntshavheni (Minister in The Presidency) (ANC)
Director General: Ms Nomonde Mnu kwa (Acting)
Chief of Staff: Ms Dolores Mokgohloa
Chief Financial Officer: Ms Gcobisa Soci
Deputy Directors General: Mr Michael Currin (Intergovernmental Coordination and Stakeholder Management), Mr Sandile Nene (Content Processing and Dissemination), Mr Sathasivan Terry Vandayar (Corporate Services and Government Information Technology Office)
Chief Directors: Mr William Baloyi (Media Engagement), Mr David Jacobs (Economic Sectors, Investment, Employment and Infrastructure Development), Ms Linda Kaseke (Human Capital and Corporate Support),

Ms Zanele Mngadi (Products and Platforms), Nkoana Dalson Modiba (Office of the Chief Audit Executive), Ms Ntombifuthi Nala (Acting: Research Analysis and Knowledge Services), Mr Sandile Nene (Policy Development, Analysis and Market Modelling), Ms Nomkhosi Peter (Strategy and Organisational Performance), Tiisetso Ramotse (Social Protection, Community and Human Development; Governance, State Capacity and Institutional Development Clusters), Ms Mava Scott (International Cooperation, Trade and Security Clusters), Ms Neli Shuping (Communications Service Agency), Ms Moepeng Tshwane (Acting: Provincial and Local Liaison)
Senior Management: Ms Liezil Cerf (Director: Parliamentary Liaison Services), Ms Sicily Mkhombo (Assistant Director: Knowledge Management and Information Services), Ms Dolores Mokgohloa (Director: Office of the Director General), Sizakele Sibiya (Director: Risk and Integrity Management)
Communications Officers: Ms Lihle Hlophe (Deputy Information Officer), Ms Nomonde Mnu kwa (Deputy Information Officer: PAIA), Mr Terry Vandayar (Chief Information Officer: IT)
Secretaries: Ms Precian Tshitauzi (Personal Assistant: Director General)

Refer to p13 for more information on sources, methodology and definitions.

*Refer to nationalgovernment.co.za for a copy of the full Annual Report. **Total of Unauthorised, Irregular, Fruitless & Wasteful Expenditure.

TABLE OF BOOKMARKS

FINANCIAL INFORMATION*	2023/24	2022/23	2021/22
AUDIT OUTCOME	Clean Audit	Clean Audit	Financially Unqualified
APPROPRIATION STATEMENT	R'000	R'000	R'000
Total Final Appropriation	750 087	730 926	758 404
Actual Expenditure	738 368	723 905	755 004
Employee Compensation	280 961	286 542	284 192
Goods and Services	199 174	175 413	219 007
Capital Assets	6 465	5 501	4 002
UIFW EXPENDITURE**	797	10 365	4 575

HUMAN RESOURCES	2023/24	2022/23	2021/22
Posts Approved	475	475	475
Posts Filled	395	428	443

STATISTICS SOUTH AFRICA (STATS SA)

CONTACT DETAILS

ADDRESS: ISibalo House, Koch Street, Salvokop, Pretoria
TEL: 012 310 8911/8600
WEB: www.statssa.gov.za
EMAIL: info@statssa.gov.za



stats sa

Department:
 Statistics South Africa
 REPUBLIC OF SOUTH AFRICA

OVERVIEW

The mission of Statistics South Africa (Stats SA) is to lead and partner in statistical production systems for evidence-based decisions.

Stats SA's key goals involve: broadening the role and reach of official statistics - information should enable citizens, the government and businesses to understand and change society, and the important role that numbers play in this context emphasises the importance of relevance and use of official statistics; growth through coordination - the Organisation is moving away from producing statistical series as isolated products to an approach of a production system focusing on integration and analysis that cuts across series, products and organisations; enhanced quality - setting standards for statistical products, providing statistical advice and designating statistics as official of all organs of state within a statistics system are important deliverables for the strategy, and will contribute to improving and assessing the quality of statistical information; sustained capacity - developing and sustaining skills and infrastructure within Stats SA and amongst organs of state that produce statistics, within a systems framework; and doing more with less - being innovative, the use of technology, and a motivated and productive workforce are key enablers to deliver the strategy in an efficient and effective way.

OFFICE BEARERS

Minister: Ms Khumbudzo Phophi Silence Ntshavheni (Minister in The Presidency) (ANC)
Statistician General: Mr Risenga Maluleke
Chief of Staff: Mr Dumisa Jele
Chief Financial Officer: Mr Ntumisheng Mokgoatjane
Deputy Directors General: Mr Joe de Beer (Economic Statistics), Mr Ashwell Jenneker (Statistical Operations and Provincial Coordination),

Mr Bruce Jooste (Acting: Corporate Services), Ms Nthabiseng Makhata (Methodology and Statistical Infrastructure), Mr Solly Molayi (Acting: Population and Social Statistics), Mr Calvin Molongoana (Statistical Support and Informatics), Ms Yandiswa Mpetsheni (South African National Statistics System)

Senior Management: Mr Rafique Begg (Acting Chief Director: Advocacy and Dissemination)

Communications Officers: Ms Tracy Daniels (Director: Stakeholder Relations and Dissemination), Ms Lesedi Dibakwane (Director: Internal Communications), Sivuyile Mangxamba (Director: Media and Public Relations), Ms Felicia Sithole (Deputy Director: Media Relations)

Secretaries: Ms Roce Seafield, Ms Malebese Sekgota

FINANCIAL INFORMATION*	2023/24	2022/23	2021/22
AUDIT OUTCOME	Financially Unqualified	Financially Unqualified	Financially Unqualified
APPROPRIATION STATEMENT	R'000	R'000	R'000
Total Final Appropriation	2 644 820	3 002 123	4 941 024
Actual Expenditure	2 723 914	3 797 648	4 648 315
Employee Compensation	1 738 074	1 702 770	1 670 317
Goods and Services	655 592	1 754 614	2 437 997
Capital Assets	316 640	319 171	530 250
UIFW EXPENDITURE**	265 297	1 061 695	325 458

HUMAN RESOURCES	2023/24	2022/23	2021/22
Posts Approved	3 301	3 313	3 313
Posts Filled	2 672	2 670	2 674

BRAND SOUTH AFRICA

CONTACT DETAILS

ADDRESS: 103 Central Street, Houghton, Johannesburg
TEL: 011 483 0122
WEB: brandsouthafrica.com
EMAIL: info@brandsouthafrica.com



Inspiring new ways

OVERVIEW

Brand South Africa is the country's official marketing agency appointed to promote the nation's brand reputation. The primary objective of Brand South Africa is to develop and implement proactive marketing and communication strategies for South Africa, with and through stakeholders, to promote South Africa's competitiveness and attractiveness to both domestic and international audiences. Its role is to create a positive, unified image of South Africa; one that builds pride, promotes investment and tourism, and helps new enterprises and job creation.

OFFICE BEARERS

Chairperson: Ms Ipeleng Selele
Deputy Chairperson: Ms Zama Mkosi

Board Members: Ms Emy Casaletti-Bwalya, Ms Loretta Jacobus, Ms Rachel Kalidass, Adv Cawekazi Mahlati, Prof Hlangani Mathebula, Mr Jerry Mpufane, Mr Lumko Mtimde, Ms Dzawele Ratshikuni, Mr Bohani Shibambu

Chief Executive Officer: Mr Neville Matjje

Chief Financial Officer: Mr Khathutshelo Maposa (Acting)

Senior Management: Mr Mudunwazi Baloyi (Country Head: USA), Dr Petrus de Kock (General Manager: Research and Acting Chief Marketing Officer), Mr Tebogo Gaokgorwe (Manager: IT), Mr Tebogo Gaokgorwe (Acting Director: Corporate Services), Ms Rachel Kalidass (Chairperson: Audit and Risk Committee), Ms Mpumi Mabuza (Acting: Chief Marketing Officer), Mr Bafana Makhubo (Corporate Legal Manager),

Refer to p13 for more information on sources, methodology and definitions.

*Refer to nationalgovernment.co.za for a copy of the full Annual Report. **Total of Unauthorised, Irregular, Fruitless & Wasteful Expenditure.

TABLE OF BOOKMARKS

Mr Tshepiso Malele (Acting Country Manager: China), Ms Lwandile Masango (Human Capital Manager), Ms Thoko Modise (Acting Chief Marketing Officer), Ms Pumela Salela (Country Head: UK), Mr Kgomoiso Seripe (Manager: Finance), Dr Judy Smith-Horn (General Manager: Global Markets)
Communications Officers: Ms Thoko Modise (General Manager: Communications), Nkululeko Ndebele, Ms Ntombi Ntanzi

FINANCIAL INFORMATION*	2023/24	2022/23	2021/22
AUDIT OUTCOME	Clean Audit	Clean Audit	Financially Unqualified
FINANCIAL POSITION	R'000	R'000	R'000
Current Assets	56 818	40 487	48 110
Non-Current Assets	6 956	9 250	10 303
Total Assets	63 774	49 737	58 413
Current Liabilities	36 965	23 238	31 116
Non-Current Liabilities	-	-	-
Total Liabilities	36 965	23 238	31 116
Total Net Assets	26 809	26 499	27 297

FINANCIAL INFORMATION*	2023/24	2022/23	2021/22
FINANCIAL PERFORMANCE			
Total Revenue	221 402	224 505	214 726
Exchange Transactions	7 010	6 383	1 374
Non-Exchange Transactions	214 392	218 122	213 352
Total Expenditure	(221 217)	(225 872)	(203 743)
Employee Costs	(66 847)	(69 010)	(68 286)
Surplus/(Deficit) for Year	310	(812)	10 631
CASH FLOW			
Operating Activities	17 950	(8 104)	17 061
Investing Activities	(476)	(1 614)	(1 340)
Cash & Equivalents - Year End	49 910	32 436	42 153
UIFW EXPENDITURE**	-	79	-
HUMAN RESOURCES	2023/24	2022/23	2021/22
Posts Approved	57	57	57
Posts Filled	40	43	44

MEDIA DEVELOPMENT AND DIVERSITY AGENCY (MDDA)

CONTACT DETAILS

ADDRESS: SABC Auckland Park Campus, SABC GSM Building, 26 Canary Road, Auckland Park
TEL: 011 643 1100
WEB: www.mdda.org.za
EMAIL: info@mdda.org.za



OVERVIEW

The Media Development and Diversity Agency's (MDDA) mandate and objectives are to: create an enabling environment for media development and diversity that reflects the needs and aspirations of all South Africans; redress exclusion and marginalisation of disadvantaged communities and persons from access to the media and the media industry; promote media development and diversity by providing support primarily to community and small commercial media projects; encourage ownership and control of, and access to, media by historically disadvantaged communities, as well as by historically diminished indigenous language and cultural groups; encourage the development of human resources and training, and capacity building within the media industry, especially among historically disadvantaged groups; encourage the channelling of resources to the community media and small commercial media sectors; raise public awareness with regard to media development and diversity issues, and liaise with other statutory bodies such as the Independent Communications Authority of South Africa (ICASA) and the Universal Service and Access Agency of South Africa (USAASA).

OFFICE BEARERS

Chairperson: Dr Hlengani Mathebula
Board Members: Mr Qondile Khedama, Mr Collin Dimakatso Mashile, Ms Carol Mohlala, Mr Thembelani Mpakati, Ms Jayshree Pather
Chief Executive Officer: Ms Shoeshoe Qhu
Chief Financial Officer: Ms Tintswalo Baadjie
Senior Management: Ms Lethabo Dibetso (Manager: Sector Development, Research and Outreach), Ms Yolanda du Preez (Company Secretary), Mr Mzuvukile Kashe (Executive Manager: Projects), Ms Winnie Kubheka (Manager: Human Resources and Corporate Affairs), Ms Siphokazi Mgodlwa (Project Manager: Community Broadcast), Ayabulela Poro (Manager: Communications and Stakeholder Engagements), Ms Thembelihle Sibeko (Manager: Monitoring and Evaluation), Boikhutso Tsikane (Manager: Community Print and Digital), Mr Motsamai Tsotetsi (Manager: IT)

FINANCIAL INFORMATION*	2023/24	2022/23	2021/22
AUDIT OUTCOME	Qualified	Qualified	Financially Unqualified
FINANCIAL POSITION	R'000	R'000	R'000
Current Assets	83 435	92 422	136 232
Non-Current Assets	1 537	1 468	1 941
Total Assets	84 973	93 890	138 173
Current Liabilities	19 174	24 450	45 228
Non-Current Liabilities	-	-	-
Total Liabilities	19 174	24 450	45 228
Total Net Assets	65 799	69 440	92 946
FINANCIAL PERFORMANCE			
Total Revenue	114 978	128 646	103 512
Exchange Transactions	7 282	7 195	3 642
Non-Exchange Transactions	107 696	121 451	99 871
Total Expenditure	(118 591)	(152 251)	(118 849)
Employee Costs	(35 093)	(37 087)	(33 445)
Surplus/(Deficit) for Year	(3 612)	(23 605)	(15 336)
CASH FLOW			
Operating Activities	(8 778)	(41 586)	(7 201)
Investing Activities	(472)	-	(661)
Cash & Equivalents - Year End	82 917	92 157	113 743
UIFW EXPENDITURE**	3 867	7 111	-
HUMAN RESOURCES	2023/24	2022/23	2021/22
Posts Approved	44	44	44
Posts Filled	34	37	37

DEPARTMENT OF COOPERATIVE GOVERNANCE (DCOG)

CONTACT DETAILS

ADDRESS: 87 Hamilton Street, Arcadia, Pretoria
TEL: 012 334 0831/0641
WEB: www.cogta.gov.za
EMAIL: info@cogta.gov.za



Cooperative Governance
 Traditional Affairs

Refer to p13 for more information on sources, methodology and definitions.
 *Refer to nationalgovernment.co.za for a copy of the full Annual Report. **Total of Unauthorised, Irregular, Fruitless & Wasteful Expenditure.

TABLE OF BOOKMARKS

OVERVIEW

The vision of the Department of Cooperative Governance is the realisation of an efficient and effective cooperative governance system that enables resilient, safe, sustainable, prosperous, cohesive, connected and climate smart communities. To this end, the Department's mission is to lead the Cooperative Governance System in support of integrated planning and implementation across all spheres of government.

The Department's mandate is primarily derived from Chapters 3, 5, 6, 7, and 9 of the Constitution of the Republic of South Africa, Act 108 of 1996 as well as the following legislation: the Intergovernmental Relations Framework Act 13 of 2005; Municipal Property Rates Act 6 of 2004; Municipal Structures Act 117 of 1998; Municipal Systems Act 32 of 2000; Disaster Management Act 57 of 2002; Remuneration of Public Bearer's Act 20 of 1998; Sections 100, 139 and 154, Monitoring/Intervention Bill. The Department's mandate is further informed by: Spatial Planning and Land Use Management Act 16 of 2013; Integrated Urban Development Framework (IUDF) 2016; National Spatial Development Framework (NSDF); Municipal Finance Management Act 56 of 2003.

OFFICE BEARERS

Minister: Mr Velenkosini Fiki Hlabisa (Minister of Cooperative Governance and Traditional Affairs) (IFP)

Deputy Minister: Mr Namane Dickson Masemola (Deputy Minister of Cooperative Governance) (ANC)

Director General: Mr Mbulelo Tshangana

Chief of Staff: Mr Mpume Manqele (Chief of Staff)

Chief Financial Officer: Ms Funani Matlatsi

Deputy Directors General: Mr Scelo Duma (Local Government Operations and Support), Mr Pankie Matomela (Acting Community Work Programme), Dr Kevin Naidoo (Policy, Governance and Administration), Dr Elias Sithole (Head: National Disaster Management Centre)

Chief Directors: Ms Ms Ané Bruwer (CD: Western Cape, Eastern Cape), Ms Boitumelo Diale (CD: Limpopo, Mpumalanga), Mr Jurgens Dyssel (CD: Disaster Risk Reduction and Capacity Development), Ms Sylvia Gelderblom (CD: Free State, Gauteng), Ms Maphuti Leta (CD: Knowledge Management, Reporting and Monitoring Systems), Ms Granny Mahlangu (CD: Human Resource, Facilities and Security Management), Mr Mizilikazi Manyike (CD: Municipal Funding and Revenue Support), Ms Hazel Masiza (CD: Legal Services), Ms Matho Mhlongo (CD: Gender and Stakeholder



MINISTER
MR VF HLABISA



DEPUTY MINISTER
MR ND MASEMOLA



DIRECTOR GENERAL
MR M TSHANGANA

Coordination), Mr Mpho Mogale (CD: Northern Cape), Mr Elphus Ndou (CD: Municipal Governance and Structures), Ms Florah Nkoana (CD: North West), Mr Vincent Mohlatlego Rabothata (CD: Development Planning)

Senior Management: Ms Nqobile Bembe (Director: Chief Risk Officer), Ms Khumo Ditsoane (Chief Audit Executive)

Communications Officers: Mr Legadima Leso (CD: Branding, Marketing and Communications), Ms Pearl Maseko-Binqose (Minister Media Liaison Officer), Mr Inban Moodley (CD: Information Communication and Technology Management)

FINANCIAL INFORMATION*	2023/24	2022/23	2021/22
AUDIT OUTCOME	Financially Unqualified	Qualified	Qualified
APPROPRIATION STATEMENT	R'000	R'000	R'000
Total Final Appropriation	119 981 183	115 041 529	101 278 565
Actual Expenditure	116 800 094	110 713 723	98 443 058
Employee Compensation	355 487	346 427	337 454
Goods and Services	3 918 239	4 107 944	3 829 243
Capital Assets	15 698	19 936	44 762
UIFW EXPENDITURE**	159 676	475 215	499 461
HUMAN RESOURCES	2023/24	2022/23	2021/22
Posts Approved	500	508	478
Posts Filled	454	423	432

MUNICIPAL INFRASTRUCTURE SUPPORT AGENT (MISA)

CONTACT DETAILS

ADDRESS: 1303 Heuwel Avenue, Riverside Office Park, Letaba House, Centurion

TEL: 012 848 5300/63

WEB: www.misa.gov.za

EMAIL: communications@misa.gov.za



MISA

Municipal Infrastructure Support Agent
REPUBLIC OF SOUTH AFRICA

OVERVIEW

The mission of the Municipal Infrastructure Support Agent (MISA) is to provide support and develop technical capacity towards sustained accelerated municipal infrastructure and service delivery.

The Agent's purpose is to: provide leadership, strategic direction, management and administration services to the organisation; and provide technical support to targeted municipalities, which will improve infrastructure planning, implementation, as well as operations and maintenance.

MISA also manages deployment of professional service providers to municipalities, ensuring that sufficient technical capacity is built within municipalities, which will result in effective and efficient service delivery in the long term. This includes all training administration activities, and provides comprehensive generic strategic support to the Technical Support and Capacity Development Programmes, which will allow them to focus exclusively on the core functions.

OFFICE BEARERS

Chief Executive Officer: Ms Mapatane Kgomo

Chief Financial Officer: Ms Fezeka Nombembe-Ofosu

Chief Directors: Ms Michelle Layte (Programme and Project Management), Mr Freddy Mamuremi (Frameworks and Infrastructure Procurement), Ms Refilwe Mathabathe (Corporate Management Services), Mr Victor

Mathada (IGR & ESSS), Mr Bongani Mtshali (Infrastructure Assessment and Analysis), Mr Luntu Ndalasi (Infrastructure Planning, Delivery and Maintenance [IPDM]), Mr Samuel Ngobeni (Capacity Building Programme), Ms Judith Nkosi (Infrastructure Financing)

Senior Management: Mr Tlhoriso Thobileng (Chief Audit Executive)

Communications Officers: Ms Siduduze Hlatshwayo, Mrs Refilwe Mathabathe

FINANCIAL INFORMATION*	2023/24	2022/23	2021/22
AUDIT OUTCOME	Clean Audit	Clean Audit	Clean Audit
FINANCIAL POSITION	R'000	R'000	R'000
Current Assets	222 851	184 089	333 851
Non-Current Assets	16 591	21 614	21 519
Total Assets	239 442	205 703	355 370
Current Liabilities	41 444	104 975	91 607
Non-Current Liabilities	-	-	-
Total Liabilities	44 444	104 975	91 607
Total Net Assets	197 998	100 728	263 763

Refer to p13 for more information on sources, methodology and definitions.

*Refer to nationalgovernment.co.za for a copy of the full Annual Report. **Total of Unauthorised, Irregular, Fruitless & Wasteful Expenditure.

TABLE OF BOOKMARKS

FINANCIAL INFORMATION*	2023/24	2022/23	2021/22
FINANCIAL PERFORMANCE			
Total Revenue	414 476	414 071	638 250
Exchange Transactions	11 927	12 768	86 868
Non-Exchange Transactions	402 549	401 304	629 565
Total Expenditure	(317 205)	(577 106)	(566 265)
Employee Costs	(196 297)	(197 086)	(178 609)
Surplus/(Deficit) for Year	97 270	(163 035)	71 985

FINANCIAL INFORMATION*	2023/24	2022/23	2021/22
CASH FLOW			
Operating Activities	40 245	(145 983)	119 253
Investing Activities	(1 939)	(5 913)	(3 950)
Cash & Equivalents - Year End	217 675	179 368	331 265
UIFW EXPENDITURE**	-	-	-
HUMAN RESOURCES			
Posts Approved	221	221	221
Posts Filled	210	190	192

SOUTH AFRICAN LOCAL GOVERNMENT ASSOCIATION (SALGA)

CONTACT DETAILS

ADDRESS: Menlyn Corporate Park, Block B, 175 Corobay Avenue, Cnr Garsfontein & Corobay, Waterkloof Glen Ext 11, Pretoria

TEL: 012 369 8000

WEB: www.salga.org.za

EMAIL: info@salga.org.za

OVERVIEW

The South African Local Government Association (SALGA) is the constitutionally mandated organisation responsible for local government oversight. SALGA performs two key strategic roles within the system of government: as protector, robustly enforcing the rights of the local government sector; and constructively disrupting areas of existing systems that make it impossible for local government to deliver on its mandate.

Since its establishment, SALGA has endeavoured to bring focus to its mandate of supporting local government transformation in a complex environment, characterised by a highly diverse membership base of municipalities. In terms of its amended Constitution, SALGA is a unitary body that consists of a national association and nine provincial offices. SALGA has a clear strategic role to play in representing the interests of local government within the system of government as a whole on the one hand, and supporting its members to fulfil their developmental obligations, on the other.

As a full partner in government, SALGA is expected to be an active participant in the intergovernmental relations (IGR) system, to provide common policy positions on numerous issues and to voice local government interests, as well as provide solutions to the challenges facing local government.

OFFICE BEARERS

Chairperson: Mr Bheke Stofile

Deputy Chairperson: Ms Xanthea Limberg, Ms Flora Maboja-Boltman, Mr Xola Pakati

National Executive Committee Members: Ms Minah Bahula (NEC Member), Mr Lesetja Dikgale (Chairperson: Municipal Finance and Fiscal Policy Working Group), Mr Jongisizwe Dlabathi (Chairperson: Gauteng Province), Mr David Xolani Dube (Chairperson: KwaZulu-Natal), Mr Samkelo Janda (Chairperson: Governance and Intergovernmental Relations Working Group), Mr Donavan Joubert (Chairperson: Western Cape), Ms Lerato Maloka (Chairperson: Economic Development and Job Creation Working Group), Mr George Masegela (Chairperson: Development Planning and Rural Development Working Group), Mr Lawrence Mathae (Chairperson: Free State), Mr Walter Mngomezulu (Chairperson: Mpumalanga), Mr Khumalo Molefe (Chairperson: North West), Mr Sebang Motlhabi (Chairperson: Public Transport and Roads Working Group), Mr John Mpe (Chairperson: Limpopo), Ms Nomvuyo Mposelwa (Chairperson: SWC), Ms Jane Naidoo (Chairperson: Community Development and Security Working Group), Mr Mesuli Ngqondwana (Chairperson: Eastern Cape), Mr Thamsanqa Ngubane (Chairperson: Electricity and Energy Provision and Public Works Working Group), Mr Xolani Ngwezi (Chairperson: Environmental Management and Climate Resilience Working Group), Mr Mluleki Nkosi (Chairperson: Emergency Services and Disaster Management Working Group), Ms Nikiwe Num (Chairperson: Water and Sanitation Working Group), Ms Nonkosi Pepping (NEC Member), Ms Gillian Pieters (Chairperson: Municipal Digital Solutions), Dr Annelie Rabie (Chairperson: Health Working Group),



Mr Michael Segede (Chairperson: Northern Cape), Ms Agnes Shasha (NEC Member), Mr Pule Shayi (Chairperson: Capability and Institutional Resilience Working Group), Mr Xolani Sotashe (Chairperson: Human settlement and Urban Agenda Working Group)

Chief Executive Officer: Mr Sithole Mbanga

Chief Financial Officer: Ms Themeka Mthethwa

Chief Operations Officer: Mr Lance Joel

Senior Management: Mr Kutlwano Chaba (Chief Digital Officer),

Ms Jean De La Harpe (Acting Chief Officer: Municipal Finance, Fiscal

Policy and Economic Growth), Ms Pindiwe Gida (Acting Chief Officer:

Municipal Capabilities and Governance and Chief Officer: Human Capital and Corporate Services), Mr Mthobeli Kolisa (Chief Officer: Infrastructure Delivery, Spatial Transformation and Sustainability)

Communications Officers: Mr Sivuyile Mbambato (Media Relations Officer), Ms Tebogo Mosala (Senior Manager: Marketing and Communications)

FINANCIAL INFORMATION*	2023/24	2022/23	2021/22
AUDIT OUTCOME	Clean Audit	Clean Audit	Clean Audit
FINANCIAL POSITION			
	R'000	R'000	R'000
Current Assets	837 100	743 640	619 003
Non-Current Assets	58 201	47 455	52 831
Total Assets	895 302	791 095	671 833
Current Liabilities	124 932	144 362	102 804
Non-Current Liabilities	4 563	3 620	3 160
Total Liabilities	129 496	147 982	105 964
Total Net Assets	765 806	643 112	565 870
FINANCIAL PERFORMANCE			
Total Revenue	939 338	862 271	785 600
Exchange Transactions	887 986	797 887	730 924
Non-Exchange Transactions	51 352	64 384	54 676
Total Expenditure	(816 644)	(785 028)	(592 755)
Employee Costs	(117 000)	(112 260)	(100 848)
Surplus/(Deficit) for Year	122 694	77 242	192 845
CASH FLOW			
Operating Activities	124 852	165 489	154 213
Investing Activities	(8 498)	(7 236)	(5 839)
Cash & Equivalents - Year End	751 157	635 018	477 341
UIFW EXPENDITURE**	160	-	5
HUMAN RESOURCES			
Posts Approved	472	471	476
Posts Filled	447	419	392

Refer to p13 for more information on sources, methodology and definitions.

*Refer to nationalgovernment.co.za for a copy of the full Annual Report. **Total of Unauthorised, Irregular, Fruitless & Wasteful Expenditure.

DEPARTMENT OF INTERNATIONAL RELATIONS AND COOPERATION (DIRCO)

CONTACT DETAILS

ADDRESS: OR Tambo Building, 460 Soutpansberg Road, Rietondale, Pretoria, 0084
TEL: 012 351 1000
WEB: dirco.gov.za
EMAIL: info@dirco.gov.za



international relations & cooperation

Department:
International Relations and Cooperation
REPUBLIC OF SOUTH AFRICA

OVERVIEW

The mission of the Department of International Relations and Cooperation (DIRCO) is to promote South Africa's national interests and values, the African Renaissance and the creation of a better world for all.

The Department's strategic objectives are to: protect and promote South African national interests and values through bilateral and multilateral interactions; conduct and coordinate South Africa's international relations and promote its foreign policy objectives; monitor international developments and advise government on foreign policy and related domestic matters; protect South Africa's sovereignty and territorial integrity; contribute to the formulation of international law and enhance respect for the provisions thereof; promote multilateralism to secure a rules-based international system; maintain a modern, effective and excellence-driven department; provide consular services to South African nationals abroad; and provide a world-class and uniquely South African State Protocol service.

OFFICE BEARERS

Minister: Mr Ronald Ozzy Lamola (Minister of International Relations and Cooperation) (ANC)

Deputy Minister: Mr Alvin Botes (Deputy Minister of International Relations and Cooperation) (ANC), Ms Anna Thandi Moraka (Deputy Minister of International Relations and Cooperation) (ANC)

Director General: Mr Zane Dangor

Chief of Staff: Ms B Makoko

Chief Financial Officer: Ms Hlengiwe Bhengu

Deputy Directors General: Mr Xolisa Mabhongo (Global Governance and Continental Agenda), Mr TC Monyela (Public Diplomacy)

Chief Directors: Ms S Baloi (Multimedia), Ms L de Jong (Acting: State Events), Ms N Makuwa (Acting: Strategic Communications and Marketing), Mr SD Nyambi (Office of the Deputy Minister), Mr G Seakamela (Chief of Staff)

Directors: Mr Z Amien (Office of the Deputy Minister), Mr J De Allende (Head of Office Deputy Minister), Ms M Greeff (Publishing and New Media), Mr N Kgwete (Media Liaison), Ms N Mdledle (Intergovernmental and Provincial Protocol), Mr T Moeng (Radio, Television and Video), Mr M Mogale (Early Warning Services), Ms P Mokazi (Office of the Deputy Minister), Ms M Monaisa (Internal Communication and Social Media), Mr D Motaung (Media Research, Analysis and Speechwriting), Dr S Moulton (Office of the Director General), Mr A Neswiswi (Public Participation)



MINISTER
MR RO LAMOLA



DEPUTY MINISTER
MR A BOTES



DEPUTY MINISTER
MS AT MORAKA

Senior Management: Ms C Naidoo (Deputy Director: Office of the Director General), Mr Chrispin Phiri (Spokesperson: Minister of International Relations and Cooperation)

Communications Officers: Mr Frans Luyanda (Director: Parliamentary Liaison Officer), Mr L Ngqengelele (Director: Media Liaison Officer)

Secretaries: Ms Carmen Heydenreich (Deputy Director: Personal Assistant), Ms Z Istain (Deputy Director: Personal Assistant), Ms J Razwiedani (Director: Administrative Secretary)

FINANCIAL INFORMATION*	2023/24	2022/23	2021/22
AUDIT OUTCOME	Financially Unqualified	Financially Unqualified	Financially Unqualified
APPROPRIATION STATEMENT	R'000	R'000	R'000
Total Final Appropriation	6 985 350	6 970 472	6 581 853
Actual Expenditure	7 268 318	6 707 557	6 037 010
Employee Compensation	3 316 554	3 057 465	2 951 882
Goods and Services	2 731 859	2 409 734	2 042 336
Capital Assets	174 098	285 729	89 411
UIFW EXPENDITURE**	644 568	2 111 256	315 592
HUMAN RESOURCES	2023/24	2022/23	2021/22
Posts Approved	2 371	2 368	2 373
Posts Filled	1 853	1 926	1 993

AFRICAN RENAISSANCE AND INTERNATIONAL COOPERATION FUND (ARF)

CONTACT DETAILS

ADDRESS: OR Tambo Building, 460 Soutpansberg Road, Rietondale, Pretoria
TEL: 012 351 1000
WEB: dirco.gov.za
EMAIL: info@dirco.gov.za

OVERVIEW

The vision of the African Renaissance and International Cooperation Fund (ARF) is a democratic, non-racial, non-sexist, conflict-free, developmental African continent. The ARF is committed to promoting South Africa's national interests and values, the African Renaissance and the creation of a better world for all.

In order to ensure that funding through the ARF is effective, the ARF has adopted the values of the Paris and Rome declarations on aid effectiveness. The ARF will ensure that the following key values are adhered to: the recipient country must take ownership of the process of determining the immediate-, medium- and long-term actions that will

address the issues contained in its project proposal; the recipient country must achieve an understanding of the political, economic and security considerations; and a needs assessment should be conducted with direct involvement and ownership of the process by the country concerned.

Integrated planning and coordination are critical in ensuring that South Africa's efforts are in line with the development needs of the identified country.

In addition to the above, the ARF will conduct its business while constantly adhering to the values of the Department of International Relations and Cooperation (DIRCO), namely: patriotism, loyalty, dedication, Ubuntu, constitutional values (Chapter 10) and Batho Pele.

The aim of the African Renaissance and International Cooperation Fund is to: enhance cooperation between the Republic and other countries, in particular African countries, through the promotion of democracy, good governance, the prevention and resolution of conflict, socio-economic development and integration, humanitarian assistance and human resource development; to repeal three Acts; and to provide for matters incidental thereto.

Refer to p13 for more information on sources, methodology and definitions.

*Refer to nationalgovernment.co.za for a copy of the full Annual Report. **Total of Unauthorised, Irregular, Fruitless & Wasteful Expenditure.

TABLE OF BOOKMARKS

OFFICE BEARERS

Director: Mr Ronald Ozzy Lamola (Minister: International Relations and Cooperation)

Chief Financial Officer: Ms H Bhengu (Acting)

Chief Operations Officer: Ms D Mathlako

Senior Management: Mr Alvin Botes (Deputy Minister: International Relations and Cooperation), Mr Z Dangor (Director General: Accounting Authority), Mr TC Monyela (Deputy Director General: Public Diplomacy), Ms Anna Thandi Moraka (Deputy Minister: International Relations and Cooperation), Mr TB Sebola (Acting: Head of Operations)

Communications Officers: Mr L Frans (Director: Parliamentary Liaison Officer), Ms N Kgwete (Directorate: Media Liaison)

FINANCIAL INFORMATION*	2023/24	2022/23	2021/22
FINANCIAL PERFORMANCE			
Total Revenue	114 743	96 260	80 620
Exchange Transactions	64 853	46 561	32 074
Non-Exchange Transactions	49 890	49 699	48 456
Total Expenditure	(139 200)	(34 274)	(296 977)
Surplus/(Deficit) for Year	(24 457)	61 986	(216 357)
CASH FLOW			
Operating Activities	71 483	(70 974)	(111 452)
Investing Activities	30 907	26 620	9 998
Cash & Equivalents – Year End	777 369	674 979	719 332
UIFW EXPENDITURE**	-	-	-

FINANCIAL INFORMATION*	2023/24	2022/23	2021/22
AUDIT OUTCOME	Clean Audit	Clean Audit	Clean Audit
FINANCIAL POSITION	R'000	R'000	R'000
Current Assets	806 892	706 196	739 438
Non-Current Assets	38 659	64 610	57 760
Total Assets	845 551	770 806	797 198
Current Liabilities	351 761	252 559	402 517
Non-Current Liabilities	-	-	-
Total Liabilities	351 761	252 559	402 517
Total Net Assets	493 790	518 247	394 681

DEPARTMENT OF PUBLIC WORKS AND INFRASTRUCTURE (DPWI)

CONTACT DETAILS

ADDRESS: Cnr Bosman & Madiba, Pretoria Central

TEL: 012 406 1000

WEB: www.publicworks.gov.za

EMAIL: dg.pa@dpw.gov.za

OVERVIEW

The Department of Public Works and Infrastructure is committed to the attainment of a transformed built environment sector by: providing strategic leadership to the South African construction and property industries; establishing and ensuring compliance to policy and legislative prescripts for the management of state-owned and leased-in immovable assets, and South African construction and property sectors; providing strategic direction on the integration of public works priorities; and contributing to the national goals of job creation and poverty alleviation through Public Works Programmes.

The Property Management Trading Entity, within the Department of Public Works ensures the effective management of the state's immovable assets to contribute towards economic and social development and transformation of the built environment.

OFFICE BEARERS

Minister: Mr Dean William Macpherson (Minister of Public Works and Infrastructure) (DA)

Deputy Minister: Mr Sihle Zikalala (Deputy Minister of Public Works and Infrastructure) (ANC)

Director General: Mr Sifiso Mdakane

Chief of Staff: Mr Michael Beyleveld

Chief Financial Officer: Mr Mandla Sithole

Deputy Directors General: Ms Carmen-Joy Abrahams (Professional Services), Ms Luyanda Kafile (Small Harbours, Coastal Properties Development and Special Projects), Mr Lwazi Mahlangu (Governance, Risk and Compliance), Mr Molatelo Mohwasa (Inter-Governmental Relations Coordination), Mr Batho Mokgothu (Construction Management Services), Ms Nyeleti Mthetwa (Real Estate Management Services), Mr Livhuwani Ndou (Acting: Policy Research and Regulations), Mr Musa Ntshani (Acting: EPWP), Ms Sasa Subban (Real Estate Investment Services)

Senior Management: Mr Luke Albert (Parliamentary and Cabinet Support), Mr Sean Cox (Chief Director: Office of the DG), Mr James de Villiers (Director Communications: Ministry), Ms Meme Kgagara (Acting Chief Director: Prestige Policy), Mr Bassie Kgasoane (Chief Director: User Demand Management), Mr Msawenkosi Khumalo (Acting Head of Office: Deputy Minister), Mr Itumeleng Tlhasedi (Supply Chain Executive)



public works & infrastructure

Department:
Public Works and Infrastructure
REPUBLIC OF SOUTH AFRICA



MINISTER
MR DW MACPHERSON



DEPUTY MINISTER
MR S ZIKALALA

Communications Officers: Mr Lennox Mabaso (Head: Communications), Mr Lwazi Mahlangu (Information Officer)

Secretaries: Siphokazi Bambeni (Personal Assistant: Director General), Thabi Khuzwayo (Personal Assistant: Deputy Minister), Lebo Ramela (Private and Appointment Secretary: Minister)

FINANCIAL INFORMATION*	2023/24	2022/23	2021/22
AUDIT OUTCOME	Financially Unqualified	Financially Unqualified	Financially Unqualified
APPROPRIATION STATEMENT	R'000	R'000	R'000
Total Final Appropriation	8 438 136	8 186 004	8 369 678
Actual Expenditure	8 304 039	7 910 167	8 082 195
Employee Compensation	524 617	514 155	497 360
Goods and Services	502 664	428 558	279 591
Capital Assets	14 017	10 121	5 953
UIFW EXPENDITURE**	61 351	3 939	3 759
HUMAN RESOURCES			
Posts Approved	783	807	769
Posts Filled	686	682	670

Refer to p13 for more information on sources, methodology and definitions.

*Refer to nationalgovernment.co.za for a copy of the full Annual Report. **Total of Unauthorised, Irregular, Fruitless & Wasteful Expenditure.

AGRÉMENT SOUTH AFRICA (ASA)

CONTACT DETAILS

ADDRESS: INFOTECH Building, 1090 Arcadia Street, Hatfield, Pretoria
TEL: 012 065 1903
WHATSAPP: 063 792 8403
WEB: agrement.co.za
EMAIL: agrement@agrement.co.za

OVERVIEW

Agrément South Africa (ASA) was established in terms of a delegation of Authority from the then Minister of Public Works in July 1969. The organisation is an entity of the National Department of Public Works and Infrastructure (NDPWI), and its mandate is within the built environment domain. As such, the legislation and mandates that impact the built environment and public works guide the functioning and operations of Agrément South Africa. The organisation is a schedule 3A public entity under the Public Finance Management Act and is established under the Agrément South Africa Act 11 of 2015.

Agrément South Africa's vision is to be the leading regulator on non-standardised construction-related products and systems in South Africa. The organisation's mission is to enhance its position as an impartial and internationally acknowledged South African centre of excellence to: provide assurance to specifiers and users of the fitness-for-purpose of non-standardised construction -related products or systems; support and promote integrated socio-economic development in the Republic as it relates to the construction industry; support and promote the introduction and use of certified non-standardised construction related products or systems in the local or international market; and support policymakers to minimise the risk associated with using non-standardised construction related products or systems.

The core mandate of ASA is the technical assessment and issuing of approval of certificates for non-standardised construction-related products and systems for which there are no South African National Standards. Assess and, if satisfied, certify the fitness-for-purpose of a non-standardised construction-related product or system; issue, amend, suspend, reinstate, withdraw or renew an ASA Certificate; enter into an agreement with a person, entity or organ of the State whose services are required to achieve an object or perform a function of ASA or the Board; provide services about the objects of ASA to a person, entity or organ of the State; exercise any other power as may be prescribed or necessary to achieve the objects of ASA; the recognised South African National Government Body that issues eco-labels for building materials and products; and the recognised South African National Government Body that issues Green Building Ratings for Government Buildings.



OFFICE BEARERS

Chairperson: Dr Bongani Mabizela (Acting)
Board Members: Mr Adries du Plessis, Mr Paul Heeger, Ms Keletso Lefothane, Mr Phumlani Maseko, Dr Lindelani Matshidze, Mr Kulani Mayayise, Ms Zanele Nkosi, Ms Ursula Ntsubane, Dr Julia Petla, Ms Buhle Tonise
Chief Executive Officer: Mr Richard Somanje
Chief Financial Officer: Mr Mulamuleli Rannzwa
Senior Management: Mr Lindelani Mulaudzi (Executive Manager: Technical Services), Ms Refilwe Selesho (Executive Manager: Corporate Services)
Communications Officers: Ms Catherine Morgan (Marketing and Communications Specialist)

FINANCIAL INFORMATION*	2023/24	2022/23	2021/22
AUDIT OUTCOME	Financially Unqualified	Financially Unqualified	Financially Unqualified
FINANCIAL POSITION	R'000	R'000	R'000
Current Assets	17 921	28 016	28 380
Non-Current Assets	4 061	2 192	3 021
Total Assets	21 982	30 208	31 401
Current Liabilities	6 650	7 977	5 677
Non-Current Liabilities	-	-	326
Total Liabilities	6 650	7 977	6 003
Total Net Assets	15 332	22 231	25 397
FINANCIAL PERFORMANCE			
Total Revenue	38 760	38 048	37 962
Exchange Transactions	4 678	3 637	4 884
Non-Exchange Transactions	34 082	34 411	33 078
Total Expenditure	(39 607)	(41 214)	(32 367)
Employee Costs	(22 421)	(20 932)	(23 283)
Surplus/(Deficit) for Year	(846)	(3 166)	5 959
CASH FLOW			
Operating Activities	(8 386)	(1 257)	5 334
Investing Activities	(1 982)	(750)	(393)
Cash & Equivalents - Year End	14 791	25 497	27 903
UIFW EXPENDITURE**	1 911	3 154	2 346
HUMAN RESOURCES	2023/24	2022/23	2021/22
Posts Approved	34	34	62
Posts Filled	32	34	35

CONSTRUCTION INDUSTRY DEVELOPMENT BOARD (CIDB)

CONTACT DETAILS

ADDRESS: 01 Gordon Hood Road, Centurion, Pretoria
TEL: 086 100 2432 / 012 482 7200
WEB: www.cidb.org.za
EMAIL: cidb@cidb.org.za

OVERVIEW

The mission of the Construction Industry Development Board (CIDB) is to drive enhanced delivery management, capacity improvement and contractor development in the construction industry through strategic interventions and partnerships. The Board's mandate is to: establish a national register of contractors and construction projects to systematically regulate, monitor and promote the performance of the industry for sustainable growth, delivery and empowerment; promote improved delivery management capacity and the uniform application of

procurement policy throughout all spheres of government; promote improved performance and best practice of public and private sector clients, contractors and other participants in the construction delivery process; promote sustainable participation of the emerging sector; provide strategic direction and develop effective partnerships for growth, reform and improvement of the construction sector.



Refer to p13 for more information on sources, methodology and definitions.

*Refer to nationalgovernment.co.za for a copy of the full Annual Report. **Total of Unauthorised, Irregular, Fruitless & Wasteful Expenditure.

TABLE OF BOOKMARKS

OFFICE BEARERS

Chairperson: Mr Khulile Vuyisile Nzo

Deputy Chairperson: Prof Susan Bouillon

Board Members: Mr Tumelo Gopane, Ms Celeste Margo le Roux, Mr Khuliso Kennedy Maimela, Mr Attwell Sibusiso Makhanya, Mr Danny Masimene, Mr Yvonne Mbane, Ms Boitumelo Mokgatle, Ms Moloko Rabosiwana, Ms Karabo Siyila, Ms Thuthuka Songelwa, Ms Bongekile Zulu

Chief Executive Officer: Mr Bongani Dladla

Chief Financial Officer: Mr Sfiso Nsibandé

Chief Operations Officer: Ms Ntombi Nyaga

Chief Information Officer: Mr Elliot Naka

Senior Management: Mr Ishmail Cassiem (Director: Construction Industry Performance), Mr Enoch Masibi (Director: Construction Industry Regulation), Ms Glory Moleleki (Acting Director: Regional Offices), Mr Lesetja Monama (Chairperson: Audit, Risk and Governance Committee), Dr Ntebo Ngozwana (Director: Research and Development), Ms Mathodi Ngwenya (Chief: Corporate Service Officer), Mr Alex Noholozo (Director: BUILD), Mr Richard Raphiri (Development, Procurement and Delivery Improvement)

Communications Officers: Mr Kotli Molise (Director: Corporate Communication)

FINANCIAL INFORMATION*	2023/24	2022/23	2021/22
AUDIT OUTCOME	Clean Audit	Financially Unqualified	Qualified
FINANCIAL POSITION	R'000	R'000	R'000
Current Assets	564 213	379 428	233 152
Non-Current Assets	139 119	137 033	135 636
Total Assets	703 332	516 461	368 788
Current Liabilities	136 533	125 008	119 175
Non-Current Liabilities	-	71	352
Total Liabilities	136 533	125 079	119 526
Total Net Assets	566 799	391 382	249 262
FINANCIAL PERFORMANCE			
Total Revenue	418 204	370 681	245 850
Exchange Transactions	69 908	60 336	57 896
Non-Exchange Transactions	348 296	310 346	187 954
Total Expenditure	(242 787)	(226 791)	(194 168)
Employee Costs	(131 177)	(124 744)	(112 578)
Surplus/(Deficit) for Year	175 417	143 891	52 165
CASH FLOW			
Operating Activities	93 232	38 132	15 184
Investing Activities	(7 857)	(9 323)	(10 920)
Cash & Equivalents - Year End	288 079	202 988	174 463
UIFW EXPENDITURE**	-	-	13
HUMAN RESOURCES	2023/24	2022/23	2021/22
Posts Approved	176	176	191
Posts Filled	160	165	169

COUNCIL FOR THE BUILT ENVIRONMENT (CBE)

CONTACT DETAILS

ADDRESS: 2nd Floor, Lourie Place, Hillcrest Office Park, 179 Lunnon Road, Hillcrest, Pretoria, 0083

TEL: 012 346 3985

WEB: cbe.org.za

EMAIL: info@cbe.org.za



OVERVIEW

The mission of the Council for the Built Environment (CBE) is to lead, regulate, advise and coordinate professions and their councils to meet the National Built Environment and Transformation Future of the industry. The CBE's mandate is to: promote and protect the interest of the public in the built environment; promote and maintain a sustainable built environment and natural environment; promote ongoing human resources development in the built environment; facilitate participation by the built environment professions in integrated development in the context of national goals; promote appropriate standards of health, safety and environmental protection within the built environment; promote sound governance of the built environment professions; promote liaison in the field of training in South Africa and elsewhere and to promote the standards of such training in the country; serve as a forum where the built environment professions may discuss the relevant issues (required qualifications; standards of education; training and competence; promotion of professional status; and legislation impacting on the built environment); and ensure uniform application of norms and guidelines set by the councils for the professions throughout the built environment.

OFFICE BEARERS

Chairperson: Ms Holovisa Amelia Mtshali

Deputy Chairperson: Ms Ditaba Lucy Maraka

Council Members: Mr Douglas Munro Affleck, Mr Christopher Kobla Gavor, Mr Ngwako Edward Hutamo, Adv Nomonde Nokhuthala January, Mr Molefi Kubuzie, Dr Deenadayalan Ruthensamy Letchmiah, Ms Salome Mabilane, Mr Thembinkosi Cedric Madikane, Mr Anele Mahlawa, Ms Seemole Angela Mahopo, Ms Snowy Mercy Makhudu, Mr Thabang Mbembele, Ms Modiehi Elisa Molebatsi, Mr Tshepo Albia Monakedi, Ms Sinehlanhla Thuleleni Mthembu, Dr Khangwelo Desmond Musetsho, Mr Ntsindiso Charles Nduku, Ms Elizabeth Faith Nyaka, Ms Mandisa Princess Pepeta, Mr Arthur Quphe, Ms Tinyiko Laurel Palesa Shipalana, Mr Craig Silva, Mr Mandla Sithole, Mr Chris Steynberg

Chief Executive Officer: Dr Msizi Myeza

Chief Financial Officer: Ms Sarie Treeby

Senior Management: Mr Phuti Manamela (Manager: Strategic Planning, Monitoring and Evaluation), Ms Thembakazi Moya (Chief Transformation Officer), Ms Tabisa Mtati (Chief Shared Services Officer)

Communications Officers: Ms Nosizwe Mokoena, Ms Sinah Ndala

FINANCIAL INFORMATION*	2023/24	2022/23	2021/22
AUDIT OUTCOME	Clean Audit	Clean Audit	Clean Audit
FINANCIAL POSITION	R'000	R'000	R'000
Current Assets	8 849	12 403	11 388
Non-Current Assets	7 584	8 971	4 456
Total Assets	16 433	21 374	15 844
Current Liabilities	9 253	8 888	5 585
Non-Current Liabilities	1 679	1 955	-
Total Liabilities	10 932	10 843	5 585
Total Net Assets	5 501	10 531	10 259
FINANCIAL PERFORMANCE			
Total Revenue	63 308	57 503	56 064
Exchange Transactions	6 644	906	825
Non-Exchange Transactions	56 664	56 597	55 239
Total Expenditure	(68 338)	(57 231)	(53 786)
Employee Costs	(40 116)	(36 828)	(32 599)
Surplus/(Deficit) for Year	(5 030)	272	2 278
CASH FLOW			
Operating Activities	(356)	5 079	2 522
Investing Activities	(2 466)	(4 575)	(1 657)
Cash & Equivalents - Year End	7 803	10 625	10 197
UIFW EXPENDITURE**	-	29	86
HUMAN RESOURCES	2023/24	2022/23	2021/22
Posts Approved	73	69	39
Posts Filled	42	35	34

Refer to p13 for more information on sources, methodology and definitions.

*Refer to nationalgovernment.co.za for a copy of the full Annual Report. **Total of Unauthorised, Irregular, Fruitless & Wasteful Expenditure.

TABLE OF BOOKMARKS

ENGINEERING COUNCIL OF SOUTH AFRICA (ECSA)

CONTACT DETAILS

ADDRESS: 1st Floor Waterview Corner Building, 2 Ernest Oppenheimer Avenue, Bruma Lake Office Park, Bruma, Johannesburg
TEL: 011 607 9500 / 0861 225 555
WEB: www.ecsa.co.za
EMAIL: engineer@ecsa.co.za



OVERVIEW

The Engineering Council of South Africa (ECSA) is a statutory body established in terms of the Engineering Profession Act (EPA), 46 of 2000. The ECSA's primary role is the regulation of the engineering profession in terms of this Act. Its core functions are: the accreditation of engineering programmes; registration of persons as professionals in specified categories; and the regulation of the practice of registered persons.

ECSA is the only body in South Africa that is authorised to register engineering professionals and bestow the use of engineering titles such as Pr Eng, Pr Tech Eng, Pr Techni Eng, Pr Cert Eng, on persons who have met the requisite professional registration criteria.

Its vision is to ensure engineering excellence and to transform the nation and fulfils this vision through: determining standards for education and accreditation of educational programmes; registration of engineering practitioners; developing and sustaining a relevant, transformed, competent and internationally recognised engineering profession; educating the public on expected engineering quality standards; protecting the interest of the public against sub-standard quality of engineering work; regulatory efforts to ensure environmental protection; and engaging with government to support national priorities.

OFFICE BEARERS

President: Prof Refilwe Buthelezi
Vice President: Prof Thembinkosi Madikane
Chief Executive Officer: Dr Bridget Ssamula
Chief Financial Officer: Mr Boitumelo Cox Mokgoro
Senior Management: Dr Franciska Bothma (Executive: Regulatory Functions), Mr Boitumelo Cox Mokgoro (Executive: Financial Services), Mr Edmund Nxumalo (Executive: Research, Policy and Standards)
Communications Officers: Ms Basetsana Khoza, Ms Millicent Kwabe (Manager: Strategic Services)

FINANCIAL INFORMATION*	2023/24	2022/23	2021/22
AUDIT OUTCOME	Clean Audit	Clean Audit	Clean Audit
FINANCIAL POSITION	R'000	R'000	R'000
Current Assets	132 843	115 252	90 105
Non-Current Assets	37 740	34 522	35 830
Total Assets	170 582	149 775	125 935
Current Liabilities	46 648	37 178	33 449
Non-Current Liabilities	-	-	-
Total Liabilities	46 648	37 178	33 449
Total Net Assets	123 935	112 597	92 486
FINANCIAL PERFORMANCE			
Total Revenue	157 723	142 170	144 292
Total Expenditure	(146 385)	(122 059)	(137 046)
Employee Costs	(80 898)	(62 821)	(60 654)
Surplus/(Deficit) for Year	11 338	20 111	7 246
CASH FLOW			
Operating Activities	(16 170)	16 072	22 582
Investing Activities	(3 081)	(424)	(3 149)
Cash & Equivalents - Year End	71 654	90 904	75 257
UIFW EXPENDITURE**	-	-	-
HUMAN RESOURCES	2023/24	2022/23	2021/22
Posts Filled	124	119	93

SOUTH AFRICAN COUNCIL FOR THE ARCHITECTURAL PROFESSION (SACAP)

CONTACT DETAILS

ADDRESS: 51 Wessel Road, Right Wing, Rivonia Sandton
TEL: 011 479 5000
WEB: www.sacapsa.com
EMAIL: info@sacapsa.com



OVERVIEW

The vision of the South African Council for the Architectural Profession (SACAP) is for a transformed architectural leader serving society in a sustainable built environment. Its mission is to achieve a SACAP that is inclusive and transparent; an architectural profession recognised as a global leader in the built environment; a clear understanding of its mandate, amongst other regulators and stakeholders towards comprehensive conclusive delivery.

SACAP's values are responsibility: being accountable for its decisions and actions; excellence: promoting high standards; integrity: ethical behaviour, honesty and trustworthiness; respect: ethos of dignity, tolerance and consideration; transparency: appropriate disclosure of information and open debate.

OFFICE BEARERS

President: Mr Ntsindiso Nduku
Vice President: Ms Letsabisa Shongwe
Council Members: Mr Dhanashwar Basdew (Chairperson: Registration Committee and Recognition of Prior Learning Committee), Mr Kevin Bingham (Chairperson: Education Committee), Ms Singalakra Bongela (Chairperson: Investigating Committee), Ms Kay-Lee Cupido (Chairperson: Continuing Professional Development Committee), Dr Jennifer Miremba (Chairperson: Stakeholder Relations Committee),

Mr Lufuno Nematswerani (Chairperson: Finance and Remuneration Committee), Ms Mandisa Pepeta (Chairperson: Transformation Committee), Mr Vusi Phailane (Chairperson: Identification of Work Committee), Mr Rolihlahla Vuzane

Registrar: Adv Toto Fiduli

Chief Financial Officer: Mr Maduwele Segobola

Senior Management: Mr Munetsi Chiunda (Manager: Organisational Performance and ICT Services), Ms Bessie Hlophe (Acting: Legal and Compliance), Ms Maphuti Mothapo (Manager: Finance), Ms Nandipha Ndabana (Manager: Secretariat)

Communications Officers: Mr Thato Koma, Ms Manoko Makumula, Mr Siphamandla Nyembe, Ms Brenda Phake (Manager: Stakeholder Relations)

FINANCIAL INFORMATION*	2023/24	2022/23	2021/22
AUDIT OUTCOME	Financially Unqualified	Financially Unqualified	Financially Unqualified

Refer to p13 for more information on sources, methodology and definitions.

*Refer to nationalgovernment.co.za for a copy of the full Annual Report. **Total of Unauthorised, Irregular, Fruitless & Wasteful Expenditure.

TABLE OF BOOKMARKS

FINANCIAL INFORMATION*	2023/24	2022/23	2021/22
FINANCIAL POSITION	R'000	R'000	R'000
Current Assets	25 815	26 481	24 603
Non-Current Assets	14 932	15 055	15 495
Total Assets	40 747	41 536	40 098
Current Liabilities	8 861	6 767	4 884
Non-Current Liabilities	102	-	85
Total Liabilities	8 977	6 767	4 969
Total Net Assets	31 770	34 747	35 129

FINANCIAL INFORMATION*	2023/24	2022/23	2021/22
FINANCIAL PERFORMANCE			
Total Revenue	45 097	42 980	41 095
Total Expenditure	(48 074)	(43 363)	(38 875)
Employee Costs	(21 525)	(19 609)	(16 016)
Surplus/(Deficit) for Year	(2 977)	(383)	2 220
CASH FLOW			
Operating Activities	(426)	2 640	5 803
Investing Activities	(495)	560	(1 191)
Cash & Equivalents - Year End	24 620	25 640	22 527

HUMAN RESOURCES	2023/24	2022/23	2021/22
Posts Approved	53	56	57
Posts Filled	48	46	46

SOUTH AFRICAN COUNCIL FOR THE LANDSCAPE ARCHITECTURAL PROFESSION (SACLAP)

CONTACT DETAILS

ADDRESS: 2nd Floor Lourie Place, Hillcrest Office Park, 179 Lunnon Road, Hillcrest, Pretoria
TEL: 087 980 9846
WEB: www.saclap.org.za

OVERVIEW

The vision of the South African Council for the Landscape Architectural Profession (SACLAP) is to establish, sustain, advance and govern the landscape professions in the interest of the public and to the benefit of the environment.

SACLAP achieves their vision by delivering on its mandates in the service of the public, ensuring a stable Council, transforming and growing the landscape professions through the recognition of competencies, and

establishing a sphere of influence within the Built Environment Professions (BEPs). SACLAP's values are underpinned by integrity: upholding the highest standards of ethical and professional conduct, transparency: consultation, accessible information and increasing openness, equality: transform the landscape professions.

OFFICE BEARERS

President: Mr Ngwako Edward Hutamo

Vice President: Mr Aphelele Cengimbo

Council Members: Ms Landie Hester Clarke, Mr Mashudu Gavhi, Ms Keitumetse Mahlangu, Ms Lesego Maseko, Mr Willie Ofentse Mthowamodimo, Mr Bongumusa Cecil Mthembu, Dr Kara Lee Prinsloo, Mr Johan van Rooyen

SOUTH AFRICAN COUNCIL FOR THE PROJECT AND CONSTRUCTION MANAGEMENT PROFESSIONS (SACPCMP)

CONTACT DETAILS

ADDRESS: Block A, Second Floor Rigel Office Park 446 Rigel Avenue Erasmusrand Pretoria
TEL: 011 318 3402
WEB: sacpcmp.org.za
EMAIL: admin@sacpcmp.org.za

OVERVIEW

The South African Council for the Project and Construction Management Professions (SACPCMP) was established to regulate and promote specific built environment management professions and is a juristic person established by the Project and Construction Management Professions Act 48 of 2000 "to provide for the registration of professionals, candidates and specified categories in the project and construction management professions; to provide for the regulation of the relationship between the South African Council for the Project and Construction Management Professions and the Council for the Built Environment; and to provide for matters connected therewith".

OFFICE BEARERS

President: Mr Lufuno Ratsiku

Vice President: Ms Sharon Shunmugam

Council Members: Mr Douglas Affleck, Mr Thabang Mbembele, Ms Kelebogile Ethney Mohotji, Dr Matshediso Joy Ndlovu, Mr Mokgobi Andrew Ramushu, Mr Conrad Steyn, Mr Leonard Sandile Swana, Mr Mbasayoxolo Xolisa Tshombe

Registrar: Mr Butcher Matutle

Communications Officers: Ms Natasha van der Berg (Stakeholder Relations and Communications)



FINANCIAL INFORMATION*	2023/24	2022/23	2021/22
AUDIT OUTCOME	Clean Audit	Financially Unqualified	Financially Unqualified
FINANCIAL POSITION	R'000	R'000	R'000
Current Assets	75 935	56 087	38 663
Non-Current Assets	7 717	8 843	8 857
Total Assets	83 652	64 930	47 520
Current Liabilities	35 712	27 880	22 771
Non-Current Liabilities	6 603	7 077	7 400
Total Liabilities	42 316	34 957	31 171
Total Net Assets	41 337	29 973	17 349

FINANCIAL PERFORMANCE	2023/24	2022/23	2021/22
Total Revenue	59 317	50 522	48 801
Total Expenditure	(47 000)	(37 898)	(34 584)
Employee Costs	n/a	(16 855)	(15 301)
Surplus/(Deficit) for Year	11 363	12 624	14 216
CASH FLOW			
Operating Activities	19 536	18 247	19 591
Investing Activities	(558)	(1 250)	(1 081)
Cash & Equivalents - Year End	73 548	54 974	38 398
UIFW EXPENDITURE**	n/a	-	-

HUMAN RESOURCES	2023/24	2022/23	2021/22
Posts Approved	58	61	47
Posts Filled	44	32	30

Refer to p13 for more information on sources, methodology and definitions.

*Refer to nationalgovernment.co.za for a copy of the full Annual Report. **Total of Unauthorised, Irregular, Fruitless & Wasteful Expenditure.

TABLE OF BOOKMARKS

SOUTH AFRICAN COUNCIL FOR THE PROPERTY VALUERS PROFESSION (SACPVP)

CONTACT DETAILS

ADDRESS: 77 Kariba Street, Lynnwood Glen, Pretoria, Gauteng, 0081
TEL: 012 348 8643
WEB: www.sacpvp.co.za
EMAIL: info@sacpvp.co.za



OVERVIEW

The South African Council for Valuers was established on 1 January 1983 by section 2 of the Valuers Act 23 of 1982. On 31 August 2001, the Council was replaced by the SA Council for the Property Valuers Profession established by section 2 of The Property Valuers Profession Act, 2000.

The Council's main functions are: registration of professional valuers, professional associated valuers and candidate valuers; maintenance of their integrity; enhancement of their status; improvement of their academic and other qualifications and of the standard of services rendered by them; protection of members of the public in their dealings with registered persons; drawing up and keeping up to date a register of all registered persons.

To perform the function of protecting members of the public, the Council has promulgated rules which, inter alia, prescribe a code of conduct with which valuers, associated valuers and candidate valuers have to comply in the performance of their work in property valuation.

OFFICE BEARERS

President: Mr John Frederick Cloete

Vice President: Ms Tiny Letsholo

Council Members: Mr Manyane Chidi, Mr Gregory Cowden, Mr Arthur Lelosa, Ms Rehab Letsaba, Ms Manku Matseba, Mr Rakesh Ramlugaan, Ms Henda Viljoen

Registrar: Ms Nirmala Devi Naidoo

Senior Management: Moeletsi Maribe (Finance Officer), Mr Gabriel Mashishi (Manager: Legal and Governance), Ms Martina Monyamane (Registration Manager), Ms Lerato Monyela (Registration Officer), Mr Peter Ntsweng (Administration Officer)

Secretary: Ms Kate Maphalla (Receptionist)

FINANCIAL INFORMATION*	2023/24	2022/23	2021/22
AUDIT OUTCOME	Clean Audit	Qualified	Qualified

SOUTH AFRICAN COUNCIL FOR THE QUANTITY SURVEYING PROFESSION (SACQSP)

CONTACT DETAILS

ADDRESS: 22 Mac Mac Road, Cash Converters Building, Office C Waterfall Office Park, Bekker Road, Vorna Valley Ext 211, Midrand, 1682
TEL: 011 054 8300
WEB: www.sacqsp.org.za
EMAIL: admin@sacqsp.co.za



OVERVIEW

The vision of the South African Council for the Quantity Surveying Profession is to be an appropriate regulatory body for a dynamic, successful and ever-evolving quantity surveying profession who are leaders in the development of the built environment.

Its mission is to ensure that the Council fulfils its mandate in developing and maintaining standards, in the achievement of excellence and integrity in the enhancement of the status of the quantity surveying profession, and the protection of the public within an evolving environment. Their core values are integrity, excellence, professionalism, innovation and respect.

OFFICE BEARERS

President: Mr Arthur Quphe

Vice President: Dr Josephine Llale

Council Members: Mr Roy Cumberlege, Ms Emelda Mati, Mr Highlands Mhako, Ms Alice Moeti, Ms Letlotlo Mtila, Mr Lucky Nemakonde, Ms Noninzi Qina, Ms Farzana Thomas

Senior Management: Ms Faith Daniso

Communications Officers: Mr Manuel De Bruin

FINANCIAL INFORMATION*	2023/24	2022/23	2021/22
AUDIT OUTCOME	Clean Audit	Clean Audit	Clean Audit
FINANCIAL POSITION	R'000	R'000	R'000
Current Assets	22 935	18 342	16 228
Non-Current Assets	350	350	395
Total Assets	23 285	18 692	16 624
Current Liabilities	5 049	3 791	3 569
Non-Current Liabilities	-	-	-
Total Liabilities	5 049	3 791	3 569
Total Net Assets	18 236	14 901	13 054
FINANCIAL PERFORMANCE			
Total Revenue	17 556	14 132	14 047
Total Expenditure	(14 221)	(12 286)	(13 437)
Employee Costs	(6 425)	(4 487)	(5 693)
Surplus/(Deficit) for Year	3 335	1 847	610
CASH FLOW			
Operating Activities	3 700	2 331	(508)
Investing Activities	(149)	(102)	(243)
Cash & Equivalents - Year End	19 202	15 650	13 423
UIFW EXPENDITURE**	-	-	-
HUMAN RESOURCES	2023/24	2022/23	2021/22
Posts Approved	13	14	14
Posts Filled	13	13	13

Refer to p13 for more information on sources, methodology and definitions.

*Refer to nationalgovernment.co.za for a copy of the full Annual Report. **Total of Unauthorised, Irregular, Fruitless & Wasteful Expenditure.

INDEPENDENT DEVELOPMENT TRUST (IDT)

CONTACT DETAILS

ADDRESS: Glenwood Office Park, Cnr Oberon & Sprite Streets, Faerie Glen, Pretoria
TEL: 012 845 2000
WEB: idt.org.za
EMAIL: info@idt.org.za



OVERVIEW

The mission of the Independent Development Trust (IDT) is to manage and deliver integrated social infrastructure programmes on behalf of government on time, cost-effectively and through a people-centred approach.

The IDT is a schedule 2 state-owned entity that manages the implementation and delivery of critically needed social infrastructure and social development programmes on behalf of the South African government. The IDT reports to the Minister of Public Works and Infrastructure, who is the executive authority and the shareholder representative. The IDT's national office is located in Pretoria, and has provincial offices in the country's nine provinces.

The IDT was established in 1990 and was allocated a grant of R2 billion by government to support education, housing, health services and business development projects in previously disadvantaged and mainly rural areas. After 1999, the IDT was reconfigured and listed as a schedule 2 programme implementation agency as prescribed by the Public Finance Management Act (PFMA) 1 of 1999. From 1999 to date, the organisation has delivered approximately R27,4 billion worth of social infrastructure and social development programmes across the country.

OFFICE BEARERS

Chairperson: Adv Kwazi Mshengu
Deputy Chairperson: Ms Karabo Siyila
Board Members: Mr Zimbini Hill, Mr Jeffrey Mahachi, Ms Nangamso Msuthukazi Matebese, Mr Mpilo Mbambisa, Ms Nthabiseng Mkhwanazi, Ms Bella Zoleka Mnanzana, Mr Derek Naidoo, Adv Lufuno Nevondwe, Mr Raymond Nnaemeka Nkado, Matodzi Ratshimbilani, Mr Karabo Siyila
Chief Executive Officer: Ms Tebogo Malaka
Chief Financial Officer: Mr Londoloza Songwevu
Senior Management: Mr Manyane Chidi (Limpopo Regional General Manager), Ms Permy Kgokong (North West Regional General Manager), Ms Nono Mariba (Acting Regional General Manager: Gauteng), Mr Mzilela Mhlari (Mpumalanga Regional General Manager), Mr Sibusiso Mkhize (KwaZulu-Natal Regional General Manager), Ms Vangile Nene (Executive Head: CSU), Mr Nhamo Samasuwo (Acting: Western Cape Regional General Manager), Ms Sannah Sebitlo (Acting Executive Head:

Programme Management Services Unit), Mr Tsholofelo Thulare (Acting: Northern Cape and Free State Regional General Manager), Mr Temba Tinta (Eastern Cape Regional General Manager)

Communications Officers: Mr Phasha Makgolane (Communications and Marketing Specialist)

FINANCIAL INFORMATION*	2023/24	2022/23	2021/22
AUDIT OUTCOME	Audit not Finalised	Qualified	Qualified
FINANCIAL POSITION	R'000	R'000	R'000
Current Assets	n/a	2 362 656	1 684 387
Non-Current Assets	n/a	24 517	25 820
Total Assets	n/a	2 387 173	1 710 207
Current Liabilities	n/a	2 245 660	1 596 052
Non-Current Liabilities	n/a	424	941
Total Liabilities	n/a	2 245 236	1 596 993
Total Net Assets	n/a	141 513	113 210
FINANCIAL PERFORMANCE			
Total Revenue	n/a	287 977	229 153
Exchange Transactions	n/a	217 677	136 153
Non-Exchange Transactions	n/a	70 300	93 000
Total Expenditure	n/a	(245 920)	(207 523)
Employee Costs	n/a	(161 280)	(134 524)
Surplus/(Deficit) for Year	n/a	42 057	21 630
CASH FLOW			
Operating Activities	n/a	89 332	(23 571)
Investing Activities	n/a	(2 266)	1 897
Cash & Equivalents - Year End	n/a	143 173	56 584
UIFW EXPENDITURE**	125 665	271 752	12 899
HUMAN RESOURCES		2022/23	2021/22
Posts Approved		488	292
Posts Filled		248	211

DEPARTMENT OF TRADITIONAL AFFAIRS (DTA)

CONTACT DETAILS

ADDRESS: 509 Pretorius Street, Arcadia, Pretoria
TEL: 012 334 0600
WEB: www.cogta.gov.za
EMAIL: info@cogta.gov.za



traditional affairs

Department:
 Traditional Affairs
REPUBLIC OF SOUTH AFRICA

OVERVIEW

The mission of the Department of Traditional Affairs is to coordinate traditional affairs activities across government through: development of appropriate policies, norms and standards, systems, and a regulatory framework governing traditional affairs; provision of support to the traditional affairs institution; enhancement of information and knowledge management on traditional affairs; and promotion of culture, heritage and social cohesion.

OFFICE BEARERS

Minister: Mr Velenkosini Fiki Hlabisa (Minister of Cooperative Governance and Traditional Affairs) (IFP)
Deputy Minister: Mr Zolile Burns-Ncamashe (Deputy Minister of Traditional Affairs) (ANC)
Director General: Mr Mashwahle Diphofa



MINISTER
 MR VF HLABISA



DEPUTY MINISTER
 MR Z BURNS-NCAMASHE

Refer to p13 for more information on sources, methodology and definitions.

*Refer to nationalgovernment.co.za for a copy of the full Annual Report. **Total of Unauthorised, Irregular, Fruitless & Wasteful Expenditure.

TABLE OF BOOKMARKS

Chief Financial Officer: Mr Obed Aphone
Deputy Directors General: Mrs Reshoketswe Mogaladi, Ms Thandaza Shandu
Senior Management: Mr Charlotte More (Acting Executive Manager: Office of the Director General), Mr Lefoko Motlhabedi, Mr Mnoneleli Ranuga (Head of Office), Mr Abram Sithole (CEO: National House of Traditional Leaders [NHTL])
Communications Officers: Mr Tsekiso Machike (Spokesperson), Mr Clifford Mogatjane (Parliamentary Officer), Ms Khanya Ngwenya
Secretaries: Ms Nikiwe Magqabi (Personal Assistant: Deputy Minister), Ms Anna Maluleka (Personal Assistant: Director General Traditional Affairs), Ms Charlotte More

FINANCIAL INFORMATION*	2023/24	2022/23	2021/22
AUDIT OUTCOME	Financially Unqualified	Clean Audit	Clean Audit
APPROPRIATION STATEMENT	R'000	R'000	R'000
Total Final Appropriation	193 332	180 194	172 796
Actual Expenditure	186 813	174 452	154 657
Employee Compensation	90 921	86 209	81 747
Goods and Services	46 430	37 610	24 613
Capital Assets	2 138	3 647	1 922
UIFW EXPENDITURE**	1 090	262	-
HUMAN RESOURCES	2023/24	2022/23	2021/22
Posts Approved	117	114	110
Posts Filled	109	107	106

NATIONAL HOUSE OF TRADITIONAL LEADERS (NHTL)

CONTACT DETAILS

ADDRESS: 509 Cnr Pretorius & Steve Biko Streets, Pencardia 1, Arcadia, Pretoria, 0083
TEL: 012 336 5853
WEB: www.cogta.gov.za
EMAIL: sitholeam@cogta.gov.za

OVERVIEW

The National House of Traditional Leaders (NHTL) is a body composed of traditional leaders who are delegates from the Provincial Houses of Traditional Leaders of South Africa, representing the Provincial Houses at national level.

It was established to: represent traditional leadership and their communities; advance the aspirations of the traditional leadership and their communities at national level; advance the plight of provincial houses of traditional leaders, traditional leadership and their communities at national government level; participate on international matters that have to do with custom, traditions and matters of common interest and influence government legislative processes at national level.

The mandate of the House is to: promote the role of traditional leadership within the constitutional dispensation; promote nation-building; promote peace, stability and cohesiveness of communities; develop, preserve and promote culture and traditions of communities;

consider Parliamentary Bills referred to it by the Secretary; participate in intergovernmental structures and advise the national government and make recommendations on any matter that the government may require.



OFFICE BEARERS

Chairperson: Inkosi MB Mzimela
Deputy Chairperson: Morena MF Mopeli
Board Members: Inkosi MM Humalo, Prince P Kakudi, Inkosi MM Khumalo, Ingweyama NC Mahlangu Mayitjha III, Kgoshi MN Malekane, Nicosi MN Matanzima, Kgosi Phopolo Maubane, Inkosi WT Mavundla, Hosi M Ntsanwisi
Chief Executive Officer: Mr Abram Sithole
Senior Management: Mr Sam Khandhlela, Mr Jacob Mashishi, Ms Edith Ngubeni (Procurement), Mr Machupe Nkadameng (Finance)
Communications Officers: Mr Linda Mandla

Refer to p13 for more information on sources, methodology and definitions.

*Refer to nationalgovernment.co.za for a copy of the full Annual Report. **Total of Unauthorised, Irregular, Fruitless & Wasteful Expenditure.

JUSTICE AND PROTECTION SERVICES

DEPARTMENT OF CORRECTIONAL SERVICES (DCS)	70
JUDICIAL INSPECTORATE FOR CORRECTIONAL SERVICES (JICS)	70
DEPARTMENT OF DEFENCE (DOD)	71
DEPARTMENT OF MILITARY VETERANS (DMV)	71
ARMAMENTS CORPORATION OF SOUTH AFRICA SOC LTD (ARMSCOR)	72
CASTLE CONTROL BOARD	72
DENEL SOC LTD	73
DEPARTMENT OF HOME AFFAIRS (DHA)	73
GOVERNMENT PRINTING WORKS (GPW)	74
BORDER MANAGEMENT AUTHORITY (BMA)	75
DEPARTMENT OF JUSTICE AND CONSTITUTIONAL DEVELOPMENT (DOJ&CD)	75
MASTER OF THE HIGH COURT OF SOUTH AFRICA	76
NATIONAL PROSECUTING AUTHORITY OF SOUTH AFRICA (NPA)	76
SOUTH AFRICAN LAW REFORM COMMISSION (SALRC)	77
LEGAL AID SOUTH AFRICA	77
PRESIDENT'S FUND	78
SOUTH AFRICAN BOARD FOR SHERIFFS	78
SPECIAL INVESTIGATING UNIT (SIU)	79
DEPARTMENT OF POLICE (SAPS)	79
CIVILIAN SECRETARIAT FOR POLICE SERVICE (CSPS)	80
INDEPENDENT POLICE INVESTIGATIVE DIRECTORATE (IPID)	81
PRIVATE SECURITY INDUSTRY REGULATORY AUTHORITY (PSIRA)	81
OFFICE OF THE CHIEF JUSTICE (OCJ)	82
CONSTITUTIONAL COURT OF SOUTH AFRICA	82
JUDICIAL SERVICE COMMISSION (JSC)	83
LAND CLAIMS COURT (LCC)	83
SUPREME COURT OF APPEAL	84
STATE SECURITY AGENCY (SSA)	84

DEPARTMENT OF CORRECTIONAL SERVICES (DCS)

CONTACT DETAILS

ADDRESS: Poyntons Building (West Block), 124 WF Nkomo Street (Cnr WF Nkomo & Sophie De Bruyn Streets), Pretoria, 0001
TEL: 012 307 2998/9
WEB: www.dcs.gov.za
EMAIL: communications@dcs.gov.za



correctional services

Department:
 Correctional Services
REPUBLIC OF SOUTH AFRICA

OVERVIEW

The vision of the Department of Correctional Services is to contribute to a just, peaceful and safer South Africa through effective and humane incarceration of inmates, and rehabilitation and social reintegration of offenders.

The Department's strategic objectives are: building organisational capacity for enhanced service delivery; effective management of business processes to promote good governance and ethical administration; providing a secured ICT infrastructure and business systems; professionalising for effective human resource management and development; an effective management of remand detention processes to promote conducive participation in court processes; holding remand detainees and offenders in secure, safe and humane conditions; effective case management process; effective incarceration and rehabilitation to protect society; correcting offender behaviour through access to correctional programmes and psychological, social and spiritual services; improving offenders' human development through literacy, education and skills competency programmes; reduced re-offending to contribute to a safer South Africa; providing inmates with appropriate nutritional services; providing inmates with appropriate access to health services; rehabilitating, monitoring and accepting probationers and parolees as law-abiding citizens by the communities; providing offenders with access to restorative justice processes; and effective management and functioning of the parole boards.

OFFICE BEARERS

Minister: Dr Petrus Johannes Groenewald (Minister of Correctional Services) (VF PLUS)
Deputy Minister: Ms Leonah Lindiwe Ntshalintshali (Deputy Minister of Correctional Services) (ANC)
National Commissioner: Mr Makgothi Samuel Thobakgale
Chief of Staff: Mr Bruce Sarella
Chief Financial Officer: Mr Lebogang Marumule (Acting)
Chief Deputy Commissioners: Justice Edwin Cameron (Inspecting Judge of Correctional Services), Mr KJ Katenga (Strategic Management), Mr E Maponya (GITO), Mr Phiko Mbambo (Community Corrections), Ms Anna Molepo (Incarceration and Corrections), Mr TK Mthombeni (Acting: Human Resources), Ms Cynthia Ramulifho (Remand Detention)
Regional Commissioners: Mr Delekile Klaas (Western Cape), Adv Patrick Mashibini (Gauteng), Ms Subashini Moodley (Free State and Northern Cape), Mr Lucky Mthethwa (Acting: Eastern Cape), Mr M Nxele (KwaZulu-Natal), Mr Tlabo Thokolo (Limpopo, Mpumalanga and North West)



MINISTER
 DR PJ GROENEWALD



DEPUTY MINISTER
 MS LL NTSHALINTSHALI



NATIONAL COMMISSIONER
 MR MS THOBAKGALE

Senior Management: Adv Ayesha Johaar (Acting: Chief State Law Adviser)

Communications Officers: Mr Logan Maistry (Chief Director: Communications), Ms Delsy Moraba (Cabinet Liaison Officer), Mr Sechaba Mphahlele (Media Liaison Officer), Singabakho Nxumalo, Mr Chrispin Phiri (Ministerial Spokesperson), Mr Gabriel Seakamela (Stakeholder Relations and Protocol), Mr Mfuzo Zenzile (Parliamentary Liaison Officer)

Secretaries: Ms Thembi Gwamanda (Personal Assistant: National Commissioner), Mrs Audrey Mahlalela (Personal Assistant: Minister), Ms Jamela Mhlarhi (Personal Assistant: Deputy Minister), Ms Patience Mokgokong (Personal Assistant)

FINANCIAL INFORMATION*	2023/24	2022/23	2021/22
AUDIT OUTCOME	Financially Unqualified	Financially Unqualified	Financially Unqualified
APPROPRIATION STATEMENT	R'000	R'000	R'000
Total Final Appropriation	26 813 347	26 684 126	26 152 068
Actual Expenditure	27 194 150	26 431 788	25 702 187
Employee Compensation	18 961 467	18 238 036	17 678 410
Goods and Services	7 202 520	7 172 111	6 688 478
Capital Assets	429 809	391 475	433 180
UIFW EXPENDITURE**	623 387	195 723	1 030 820
HUMAN RESOURCES	2023/24	2022/23	2021/22
Posts Approved	42 433	42 433	42 432
Posts Filled	37 110	38 135	39 309

JUDICIAL INSPECTORATE FOR CORRECTIONAL SERVICES (JICS)

CONTACT DETAILS

ADDRESS: 349 Witch-Hazel Avenue, Eco-Origin Park - Block C3, Highveld, Centurion, 0157
TEL: 012 321 0303
WEB: www.jics.gov.za

OVERVIEW

The Judicial Inspectorate for Correctional Services (JICS) is an organ of the South African Government, whose mandate is to uphold and protect the rights of all inmates who are incarcerated. JICS is responsible for the independent oversight of the Department of Correctional Services and must therefore report thereon to the Ministry of Justice, Correctional Services and the portfolio committee.

OFFICE BEARERS

Inspecting Judge: Justice Edwin Cameron
Chief Executive Officer: Mr Vick Misser
Directors: Mr Eddie Brewis (Director: Support Services), Ms Thembelihle Nhlanzi-Ngema (Director: Legal Services), Ms Ntombizodwa Sibutha (Director: Management Regions)

Deputy Directors: Mr Emmanuel Chiliza (Finance and Supply Chain Management), Mr Lennard de Souza (Inspections and Investigations), Ms Justine Gericke (Eastern Cape Management Region), Ms Phumza Luphuwana (Human Resources Management and Development), Mr Murasiet Mentoer (Northern Management Region), Ms Velaphi Mukhari (Mandatory Reporting), Mr Michael Prusent (Central Management Region), Mr Shadrack Sibanyoni (KZN Management Region)
Senior Management: Ms Susan Bezuidenhout (ASD: Human Resources Management and Development), Mr Alliston Fortuin (ASD: Supply Chain Management), Mr Muzi Madikizela (ASD: Information Technology), Mr Raphulu Mohlaba (ASD: Mandatory Unit), Ms Tshireletso Sibanyoni (ASD: Finance), Mr Oduleng Thakadu (ASD: Inspections and Investigation)
Communications Officers: Ms Emerantia Cupido (Communications and Spokesperson)
Secretary: Ms Nobuhle Sebe (PA: Chief Executive Officer), Mr Mosala Sello (PA: Inspecting Judge), Sohela Surajpal (Law Clerk)

Refer to p13 for more information on sources, methodology and definitions.
 *Refer to nationalgovernment.co.za for a copy of the full Annual Report. **Total of Unauthorised, Irregular, Fruitless & Wasteful Expenditure.

TABLE OF BOOKMARKS

DEPARTMENT OF DEFENCE (DOD)

CONTACT DETAILS

ADDRESS: Cnr Nossob & Boeing Streets, Erasmuskloof, Pretoria
TEL: 012 355 6321/6999
WEB: www.dod.mil.za
EMAIL: info@dod.mil.za



defence

Department:
 Defence
 REPUBLIC OF SOUTH AFRICA

OVERVIEW

The mission of the Department of Defence is to provide, manage, prepare and employ defence capabilities commensurate with the needs of South Africa, as regulated by the Constitution, national legislation, parliamentary and executive direction.

The Department's strategic priorities are to: halve poverty and unemployment; ensure a more equitable distribution of the benefits of economic growth and reduce inequality; improve the national health profile and skills base and ensure universal access to basic services; improve the safety of citizens by reducing incidents of crime and corruption; and build a nation free of all forms of racism, sexism, tribalism and xenophobia.

OFFICE BEARERS

Minister: Mrs Matsie Angelina Motshekga (Minister of Defence and Military Veterans) (ANC)

Deputy Minister: Mr Bantubonke Harrington Holomisa (Deputy Minister of Defence) (UDM)

Director General: Dr Thobekile Gamede (Acting: Secretary for Defence)

Chief of Staff: Gen Rudzani Maphwanya (Chief: SANDF)

Chief Financial Officer: Mr Edem Abotsi (Acting)

Deputy Directors General: Vice Adm Monde Lobese (Chief: South African Navy), Lt Gen Dr Ntshavheni Peter Maphaha (Chief: South African Military Health Service), Lt Gen Wiseman S Mbambo (Chief: South African Air Force), Lt Gen Lawrence Khulekani Mbatha (Chief: South African Army)

Senior Management: Brig AM Mahapa (Director: Defence Corporate Communication)

Communications Officers: Mr Sipiwe Dlamini (Head: Communications), Col R Maseko (SSO Media Liaison), Mr Bangani Mpangalasane (GITO and Deputy Information Officer), Mr TV Mthombeni (Assistant Director: Communication), Capt BM Raphaela (Defence HR Acquisition)



MINISTER
 MRS MA MOTSHEKGA



DEPUTY MINISTER
 MR BH HOLOMISA



ACTING DIRECTOR
 GENERAL
 DR T GAMEDE

FINANCIAL INFORMATION*	2023/24	2022/23	2021/22
AUDIT OUTCOME	Qualified	Qualified	Qualified
APPROPRIATION STATEMENT	R'000	R'000	R'000
Total Final Appropriation	53 884 143	52 865 143	49 941 988
Actual Expenditure	54 889 459	53 867 760	50 116 006
Employee Compensation	35 295 439	34 660 928	33 671 480
Goods and Services	12 005 376	12 523 474	10 625 871
Capital Assets	1 085 195	1 619 558	1 028 860
UIFW EXPENDITURE**	4 402 059	3 738 880	4 786 323
HUMAN RESOURCES	2023/24	2022/23	2021/22
Posts Approved	90 069	90 057	90 057
Posts Filled	68 724	69 234	72 175

DEPARTMENT OF MILITARY VETERANS (DMV)

CONTACT DETAILS

ADDRESS: 328 Festival Street, Hatfield, Pretoria
TEL: 012 765 9300 / 080 232 3244
WHATSAPP: 063 222 2227
WEB: www.dmv.gov.za
EMAIL: odg@dmv.gov.za



military veterans

Department:
 Military Veterans
 REPUBLIC OF SOUTH AFRICA

OVERVIEW

The mission of the Department of Military Veterans is to facilitate delivery and coordinate all activities that recognise and entrench the restoration of dignity and appreciation of the contribution of military veterans to our freedom and nation-building.

The Military Veterans Act aims to: establish a framework for the implementation of the national policy and standards governing military veterans' affairs; improve the quality of life of military veterans and their dependants so they may realise their socio-economic progress; and recognise and honour military veterans in life and remember them in death for their sacrifices on behalf of the nation.

The Act places an obligation for the state to roll out the following proposed services and benefits to the military veterans and their dependants: military pension; housing; free access to military health services; free/subsidised access to public transport; skills acquisition and education support; job placement; burial support; entrepreneurial support services; and counselling. All the proposed benefits are accessed through a means test. In other words, each individual application is evaluated on a needs assessment and case-by-case basis.



DEPUTY MINISTER
 MR R MKHUNGO

OFFICE BEARERS

Minister: Ms Matsie Angelina Motshekga (Minister of Defence and Military Veterans) (ANC)

Deputy Minister: Mr Richard Mkhungo (Deputy Minister of Military Veterans) (ANC)

Director General: Ms Nontobeko Mafu (Acting)

Refer to p13 for more information on sources, methodology and definitions.

*Refer to nationalgovernment.co.za for a copy of the full Annual Report. **Total of Unauthorised, Irregular, Fruitless & Wasteful Expenditure.

TABLE OF BOOKMARKS

Chief Financial Officer: Mr Sibongiseni Ndlovu
Deputy Directors General: Ms Nontobeko Mafu (Empowerment and Stakeholder Management)
Chief Directors: Mr Wilkin Sihle Dlungwana (Skills Development and Empowerment Programmes), Mr Kobedi Matsafu (Beneficiary Support Services), Ms Xolisa Morolo (Health Care and Well-being Support), Mr Vulani Ngobeni (Provincial Offices Management and Stakeholders Relations), Mr Sandisa Siyengo (Research and Policy Development)
Senior Management: Mr Mxolisi Mkhonza (Acting: Head of Communications)
Communications Officers: Ms Onicca Kwakwa (Ministerial Spokesperson)

FINANCIAL INFORMATION*	2023/24	2022/23	2021/22
AUDIT OUTCOME	Qualified	Qualified	Financially Unqualified
APPROPRIATION STATEMENT	R'000	R'000	R'000
Total Final Appropriation	849 406	670 382	607 973
Actual Expenditure	585 933	615 608	515 595
Employee Compensation	118 590	124 797	116 372
Goods and Services	276 012	334 887	241 816
Capital Assets	103	3 112	28 335
UIFW EXPENDITURE**	12 495	90 275	38 633
HUMAN RESOURCES	2023/24	2022/23	2021/22
Posts Approved	169	169	169
Posts Filled	123	125	128

ARMAMENTS CORPORATION OF SOUTH AFRICA SOC LTD (ARMSCOR)

CONTACT DETAILS

ADDRESS: Cnr Delmas Road & Nossob Street, Erasmuskloof, Extension 4, Pretoria
TEL: 012 428 1911
WEB: www.armscor.co.za
EMAIL: info@armscor.co.za



OVERVIEW

The vision of the Armaments Corporation of South Africa SOC Ltd (ARMSCOR) is to be the strategic partner of choice for defence and security solutions.

Armcor is renowned for its acquisition expertise in providing defence turnkey solutions, which encompass technology development, product development and support, product upgrading, as well as disposal of equipment. Its research and development focuses on producing cutting-edge technology products.

The organisation prides itself on maintaining high-quality international standards through rigorous testing and evaluation processes on all its technology management projects. Armcor is committed to driving creativity and innovation in collaboration with strategic partners. The organisation also provides marketing support to the South African Defence Industry (SADI).

OFFICE BEARERS

Chairperson: Dr AL Mahapa
Deputy Chairperson: Ms M Ndlovu
Board Members: Ms M Booï, Mr ZO Cleophas, Ms PN Mashinini, Dr PE Molokwane, Adv SP Matsane, Ms MA Sukati, Mr NAM Tshivhase, Mr RM Vokwana
Chief Executive Officer: Adv SP Mbada
Chief Financial Officer: Mr JG Grobler
Senior Management: Dr L Mbana (Group Executive: Business Assurance), Dr NM Mkaza (Group Executive: Research and Development), Ms E Motsatsing (Group Executive: Business Enablement), Adv N Mvambo (Group Executive: Corporate Support), Mr TJ Ramakokovhu (Acting Executive Manager: Dockyard), Mr M Teffo (Group Executive: Acquisition and SCM)
Communications Officers: Ms L Nkonyana (Senior Manager: Corporate Communication)

FINANCIAL INFORMATION*	2023/24	2022/23	2021/22
AUDIT OUTCOME	Financially Unqualified	Financially Unqualified	Financially Unqualified
FINANCIAL POSITION	R'000	R'000	R'000
Current Assets	2 205 191	1 413 570	688 291
Non-Current Assets	1 468 297	2 125 662	2 528 311
Total Assets	3 673 488	3 539 232	3 216 602
Current Liabilities	539 182	557 083	357 593
Non-Current Liabilities	333 183	331 897	356 577
Total Liabilities	872 365	888 980	714 170
Total Net Assets	2 801 123	2 650 252	2 502 432
FINANCIAL PERFORMANCE			
Total Revenue	1 872 825	1 759 753	1 695 578
Exchange Transactions	662 518	518 111	458 238
Non-Exchange Transactions	1 210 307	1 241 642	1 237 340
Total Expenditure	(1 737 661)	(1 582 818)	(1 666 344)
Employee Costs	(1 060 367)	(1 020 670)	(1 200 154)
Surplus/(Deficit) for Year	150 871	148 633	4 604
CASH FLOW			
Operating Activities	81 163	126 463	60 455
Investing Activities	337 757	74 396	(407 448)
Cash & Equivalents - Year End	1 085 442	666 522	465 663
UIFW EXPENDITURE**	5 691	41 099	11 603
HUMAN RESOURCES	2023/24	2022/23	2021/22
Posts Filled	1 350	1 374	1 375

CASTLE CONTROL BOARD

CONTACT DETAILS

ADDRESS: Cnr Castle and Darling Streets, Cape Town
TEL: 021 461 4673 / 021 787 1200
WEB: www.castleofgoodhope.co.za
EMAIL: info@castleofgoodhope.co.za



Refer to p13 for more information on sources, methodology and definitions.

*Refer to nationalgovernment.co.za for a copy of the full Annual Report. **Total of Unauthorised, Irregular, Fruitless & Wasteful Expenditure.

TABLE OF BOOKMARKS

OVERVIEW

The Castle Control Board, a Schedule 3A Public Entity, is responsible for the overall management, maintenance and promotion of the Castle of Good Hope as a heritage site and tourist attraction. In terms of this legislative mandate the organisation is expected to provide a range of public services and goods on behalf of the Department of Defence and Military Veterans to local community members, tourists, learners, students, conservation agencies, exhibitors, performers, cultural organisations, traditional authorities, filming companies, event organisers, military institutions and the like.

The Board's mission is to be a service-orientated public entity, striving to create an environment where national pride serves to build an internationally known and recognised cultural and heritage brand for Ubuntu, dialogue, nation-building and human rights recognition; guarantee the development of a smooth functioning, self-sustaining, 'must-see' iconic visitor and learner destination; optimise its tourism potential and accessibility to the public; and preserve and protect its cultural and military heritage by elevating it to UNESCO World Heritage status.

The Board's vision is to be a globally significant, truly accessible centre that showcases South Africa's shared heritage. In its management of the Castle of Good Hope, the Castle Control Board has committed to infuse its programmatic and other corporate activities with the following core values: service quality and excellence; operate with honesty and dignity; respect for the diversity in military, cultural and social history; genuine partnerships and collaborative relationships; community engagement and inclusivity; and fiscal responsibility, accountability, transparency and sustainability.

OFFICE BEARERS

Chairperson: Vice Admiral DM Mkhonto

Board Members: Col K Aarons, Ms A Aggenbach, Mr H Arnolds, Mr D Hart, Ms C Koch, Adv D Mitchell, Mr M Nyali, Mr G Sipoyo, Mr M Wernich, Mr Derek Williams (Board Secretary)

Chief Executive Officer: Mr Calvyn Travers Gilfellan

Chief Financial Officer: Mr Mandla Ngewu

Senior Management: Mr Sonwabile Maxebengula (Heritage, Culture and Education Manager), Ms Busiswa Nkutshu (Marketing and PR Officer), Mr Derek Williams (Events Manager)

FINANCIAL INFORMATION*	2023/24	2022/23	2021/22
AUDIT OUTCOME	Financially Unqualified	Financially Unqualified	Clean Audit
FINANCIAL POSITION	R'000	R'000	R'000
Current Assets	8 602	6 731	3 650
Non-Current Assets	2 709	2 476	2 826
Total Assets	11 311	9 207	6 477
Current Liabilities	933	751	813
Non-Current Liabilities	-	-	-
Total Liabilities	933	751	813
Total Net Assets	10 378	8 456	5 664
FINANCIAL PERFORMANCE			
Total Revenue	10 944	11 152	8 749
Exchange Transactions	4 553	4 786	2 925
Non-Exchange Transactions	6 391	6 366	5 824
Total Expenditure	(9 023)	(8 359)	(6 754)
Employee Costs	(6 295)	(5 617)	(4 700)
Surplus/(Deficit) for Year	1 922	2 793	1 994
CASH FLOW			
Operating Activities	2 487	2 848	2 506
Investing Activities	(572)	(199)	(23)
Cash & Equivalents - Year End	8 078	6 163	3 514
UIFW EXPENDITURE**	49	134	76
HUMAN RESOURCES	2023/24	2022/23	2021/22
Posts Approved	28	28	28
Posts Filled	26	26	28

DENEL SOC LTD

CONTACT DETAILS

ADDRESS: Denel Irene Campus, Nelmapius Drive, Irene, 0046

TEL: 012 671 2970

WEB: www.denel.co.za

EMAIL: marketing@denel.co.za



OVERVIEW

The vision of Denel SOC Ltd is to be a strategic partner for innovative defence, security and related technology solutions.

Denel's purpose is to: supply the South African defence and security environment with strategic technology capability, products, services and support; leverage indigenous capability to access selected export markets; contribute to the socio-economic imperatives of government, such as job creation, skills development and social investment, enhancing the local technology and manufacturing base, supplier development, exploiting commercial use of technology, and foreign policy and regional security objectives; and be a responsible corporate citizen to ensure good governance and sustainability, and transformation and employee well-being.

OFFICE BEARERS

Chairperson: Ms Gloria Serobe

Board Members: Mr Thami Magazi, Gen TT Matanzima, Mr Martin Mnisi

Chief Executive Officer: Mr Tsepo Monaheng

Chief Financial Officer: Mr Matodzi Mokwevho

Senior Management: Dr Boledi Seopela (Group Executive Human Capital and Transformation)

Communications Officers: Ms Pam Dlamini (Group Manager Communication and Public Affairs)

FINANCIAL INFORMATION*	2023/24	2022/23	2021/22
AUDIT OUTCOME	Audit not Finalised	Disclaimer	Disclaimer

DEPARTMENT OF HOME AFFAIRS (DHA)

CONTACT DETAILS

ADDRESS: Hallmark Building, 230 Johannes Ramokhoase Street, Pretoria

TEL: 012 406 2500 / 0800 60 11 90

WEB: www.dha.gov.za

EMAIL: hacc@dha.gov.za



home affairs

Department:
Home Affairs
REPUBLIC OF SOUTH AFRICA

Refer to p13 for more information on sources, methodology and definitions.

*Refer to nationalgovernment.co.za for a copy of the full Annual Report. **Total of Unauthorised, Irregular, Fruitless & Wasteful Expenditure.

TABLE OF BOOKMARKS



MINISTER
DR LA SCHREIBER



DEPUTY MINISTER
MR NB NZUZA



DIRECTOR GENERAL
MR LT MAKHODE

OVERVIEW

The mission of the Department of Home Affairs is the efficient determination and safeguarding of the identity and status of citizens and the regulation of immigration to ensure security, promote development and fulfil our international obligations.

The Department's strategic outcome-orientated goals are to: establish a Border Management Agency and build a comprehensive, secure National Identity System, which will contribute significantly to reducing fraud and preventing identity theft; facilitate the importation of skills that are critical to ensuring economic growth and the creation of jobs; and provide an efficient, effective and development-orientated public service by being the custodian of the identity and status of citizens.

OFFICE BEARERS

Minister: Dr Leon Amos Schreiber (Minister of Home Affairs) (DA)
Deputy Minister: Mr Njabulo Bheka Nzuza (Deputy Minister of Home Affairs) (ANC)
Director General: Mr LT Makhode
Chief of Staff: Ms Lisa Walser
Chief Financial Officer: Mr Gordon Hollamby (DDG: Finance)

Deputy Directors General: Mr Leon Du Preez (Acting: Information Services), Mr Albert Matsaung (Acting: Immigration Services), Mr Thulani Mavuso (Institutional Planning and Support), Adv Constance Moitse (Counter Corruption and Security), Mr Tampane Molefe-Sefanyetso (Acting: Human Resource Management and Development), Mr Thomas Sigama (Civic Services)

Senior Management: Ms Ndalisa Jele (Mpumalanga), Dr Donald Joseph (Free State), Mr Thifheli Matshaya (Acting: Limpopo), Ms Eunice Mhlanga (North West), Mr Cyril Mncwabe (KwaZulu-Natal), Thembinkosi Mnuu (Eastern Cape), Mamokubung Moroke (Gauteng), Mr Ndabenhle Shabalala (Northern Cape), Mr Yusuf Simons (Western Cape)

Communications Officers: Mr Duwayne Esau (Media Liaison Officer and Spokesperson), Mr Muzi Njoko (Acting: Parliamentary Officer), Mr Siyabulela Qoza (Media Liaison Officer)

Secretaries: Ms Mamokolo Sethosa (Private Secretary: Minister), Mr Senzo Zondi (Private Secretary: Deputy Minister)

FINANCIAL INFORMATION*	2023/24	2022/23	2021/22
AUDIT OUTCOME	Qualified	Financially Unqualified	Financially Unqualified
APPROPRIATION STATEMENT	R'000	R'000	R'000
Total Final Appropriation	13 750 142	12 156 186	10 158 092
Actual Expenditure	12 399 060	10 416 749	9 439 398
Employee Compensation	3 524 954	3 903 617	3 667 486
Goods and Services	3 509 360	3 494 460	2 980 392
Capital Assets	894 387	404 021	331 879
UIFW EXPENDITURE**	578 883	32 951	47 428

HUMAN RESOURCES	2023/24	2022/23	2021/22
Posts Approved	7 821	7 822	8 301
Posts Filled	7 417	7 313	8 277

GOVERNMENT PRINTING WORKS (GPW)

CONTACT DETAILS

ADDRESS: 149 Bosman Street, Pretoria
TEL: 012 748 6182
WEB: www.gpw.gov.za

OVERVIEW

The mission of the Government Printing Works (GPW) is to provide cost-effective, reliable and timeous services to all spheres of government in printing; deliver equitable information to the public; and disseminate government information through technology, innovation and service excellence.

Having invested in modern and world-class printing and data management technology, the GPW is fully equipped to meet its customers' printing needs, offering a comprehensive suite of standard printing, security printing and publishing services to the South African government. The GPW also supports the dissemination of government information to the public.

As the editor and publisher of Government Gazettes - the official publications used by government to communicate messages of national importance to the general public - the GPW now also provides its customers with convenient electronic access to submit content, read current gazettes and access all back issues. The GPW's wide range of products and services comprises printing services, security printing and consulting services, gazette services, publications, and government stationery services.

OFFICE BEARERS

Minister: Dr Leon Amos Schreiber (Minister of Home Affairs) (DA)
Chief Executive Officer: Ms Alinah Fosi
Chief Financial Officer: Mr Ian van Der Merwe
Chief Information Officer: Mr Zwelibanzi Gwiba
Executive Committee: Mr Kuben Moodley (General Manager: Manufacturing and Engineering), Ms Laura Mooki (General Manager: Corporate Services), Mr Sihle Ngubane (General Manager: Operations Management)
Chief Directors: Ms Michelle Modise (Human Resources Management), Mr Pitsi Moloto (Financial Services)



government printing

Department:
Government Printing Works
REPUBLIC OF SOUTH AFRICA

Directors: Mr Nathie Dlamini (Sales), Mr Rudzani Fonzani (Chief Risk Officer), Mr Sibusiso Khambule (Executive Support), Mr Thomas Khumalo (Operations and Production), Mr Daniel Legoabe (Security Management), Mr Exley Louters (Facilities Management), Mr Mabuti Machimana (Enterprise Project Management), Ms Lindiwe Mahlangu (Organisational Development and Talent Management), Mr Lifi Mahlasela (Chief Director: Supply Chain Management), Mr Tebogo Mamorare (Costing), Mr Vincent Ngobeni (Operations Planning), Mr Sydney Ramasodi (Legal Services), Ms Nomthandazo Shandu (Labour Relations, Employee Health and Wellness and OHS), Ms Constance Shibambo (Chief Audit Executive), Mr Kgomotso Thamaga (Information and Communication Technology)

Communications Officers: Mr Ndleleni Boyilane (Deputy Director: Communications)

FINANCIAL INFORMATION*	2023/24	2022/23	2021/22
AUDIT OUTCOME	Qualified	Disclaimer	Disclaimer
FINANCIAL POSITION	R'000	R'000	R'000
Current Assets	2 140 031	3 249 796	3 123 031
Non-Current Assets	1 410 269	1 483 126	1 453 153
Total Assets	3 550 300	4 732 922	4 576 184
Current Liabilities	155 933	1 411 556	617 486
Non-Current Liabilities	969	246	306
Total Liabilities	156 902	1 411 802	617 792
Total Net Assets	3 393 398	3 321 120	3 958 392

Refer to p13 for more information on sources, methodology and definitions.

*Refer to nationalgovernment.co.za for a copy of the full Annual Report. **Total of Unauthorised, Irregular, Fruitless & Wasteful Expenditure.

TABLE OF BOOKMARKS

FINANCIAL INFORMATION*	2023/24	2022/23	2021/22
FINANCIAL PERFORMANCE			
Total Revenue	1 571 832	1 383 020	1 207 419
Exchange Transactions	1 571 832	1 383 020	1 159 141
Non-Exchange Transactions	-	-	48 278
Total Expenditure	(1 499 556)	(2 071 086)	(985 494)
Employee Costs	(148 612)	(166 045)	(141 961)
Surplus/(Deficit) for Year	72 276	(688 066)	(277 975)

FINANCIAL INFORMATION*	2023/24	2022/23	2021/22
CASH FLOW			
Operating Activities	(954 115)	103 066	81 734
Investing Activities	(13 309)	(16 356)	(47 995)
Cash & Equivalents - Year End	1 517 919	2 485 343	2 398 633
UIFW EXPENDITURE**	142 552	141 206	599 070
HUMAN RESOURCES			
Posts Approved	1 152	1 159	792
Posts Filled	692	660	702

BORDER MANAGEMENT AUTHORITY (BMA)

CONTACT DETAILS

ADDRESS: 1035 Francis Baard & Festival Street, GCIS Building: Tshedimosetso House, Pretoria
TEL: 012 065 1147
WEB: www.bma.gov.za
EMAIL: info@bma.gov.za



OVERVIEW

The mission of the Border Management Authority is to be a credible provider of highly efficient, integrated, well-coordinated, and technology-driven border law enforcement services that contribute to national security and socio-economic development by inculcating a culture that empowers teams for service excellence.

In pursuit of the mandate, vision and mission, the Border Management Authority focuses on being a world-class integrated border law enforcement authority partnering for a safe and prosperous South Africa.

OFFICE BEARERS

Commissioner: Dr NM Masiapato (Commissioner and CEO)
Deputy Commissioner: Ms MJJ Thupana (Corporate Services)
Communications Officers: Ms Mmemme Mogotsi (Deputy Assistant Commissioner: Communication and Marketing)

DEPARTMENT OF JUSTICE AND CONSTITUTIONAL DEVELOPMENT (DOJ&CD)

CONTACT DETAILS

ADDRESS: Momentum Centre, 329 Pretorius Street, Pretoria
TEL: 012 315 1111
WEB: www.justice.gov.za
EMAIL: webmaster@justice.gov.za



the doj & cd

Department:
Justice and Constitutional Development
REPUBLIC OF SOUTH AFRICA

OVERVIEW

The vision of the Department of Justice and Constitutional Development (DoJ&CD) is to ensure an accessible justice system in a vibrant and evolving constitutional democracy. The Department's main strategic goals are to: enhance organisational performance on all aspects of administration in line with set standards, meeting and exceeding the needs and aspirations of key stakeholders, facilitate the (effective and efficient) resolution of criminal, civil, and family law disputes by providing accessible, efficient and quality administrative support to the courts; and effectively and cost-efficiently provide state legal services that anticipate, meet and exceed stakeholder needs and expectations.

OFFICE BEARERS


Minister: Ms Mmamoloko Tryphosa Kubayi (Minister of Justice and Constitutional Development) (ANC)
Deputy Minister: Mr Andries Carl Nel (Deputy Minister of Justice and Constitutional Development) (ANC)
Director General: Adv Doctor Mashabane
Chief of Staff: Mr Kgopelo Phasha
Chief Financial Officer: Ms Rofhiwa Irene Singo
Deputy Directors General: Mr Jabu Hugh Hlatshwayo (Information and Communication Technology), Ms Susan Masapu (Chief State Law Adviser), Adv Kanyane Mathibe (Acting Chief Master of the High Court and Family Law Services), Mr Lucky Charles Mohalaba (Court Administration), Ms Mohube Phahlane (Acting: Solicitor General), Ms Kalay Pillay (Legislative Development and Legal Services), Adv Shireen Said (Constitutional Development), Mr Thabiso Thiti (Acting: Corporate Services)



MINISTER
MS MT KUBAYI



DEPUTY MINISTER
MR AC NEL



DIRECTOR GENERAL
ADV D MASHABANE

Senior Management: Mr Max Budeli (Chief Audit Executive), Mr Sello Chiloane (Head: Policy Coordination - Office of the DG), Mr Justice Hlungwani (Director: Administration Support - Office of the DG), Mr Chris Mfunzana (Head of Office), Adv Richard Ramashia (Special Advisor to the Minister), Mr Blendynn Williams (Director: Legal Services)
Communications Officers: Mr Tsekiso Machike (Ministerial Spokesperson), Mr Stephans Mahlangu (Media Enquiries), Ms Kgalalelo Masibi (Chief Director: Communication Management)
Secretaries: Ms Makoma Juliet Mamabolo (PA: Minister), Mr Raymond Manzini (Executive Assitant: Office of the DG)

FINANCIAL INFORMATION*	2023/24	2022/23	2021/22
AUDIT OUTCOME	Financially Unqualified	Financially Unqualified	Qualified

Refer to p13 for more information on sources, methodology and definitions.

*Refer to nationalgovernment.co.za for a copy of the full Annual Report. **Total of Unauthorised, Irregular, Fruitless & Wasteful Expenditure.

TABLE OF BOOKMARKS

FINANCIAL INFORMATION*	2023/24	2022/23	2021/22
APPROPRIATION STATEMENT	R'000	R'000	R'000
Total Final Appropriation	23 633 333	23 383 572	21 905 197
Actual Expenditure	23 264 684	22 662 411	21 274 860
Employee Compensation	13 664 333	12 983 276	12 211 482
Goods and Services	5 305 596	5 286 506	4 799 346
Capital Assets	864 554	975 627	1 037 831
UIFW EXPENDITURE**	295 974	68 467	901 362

HUMAN RESOURCES	2023/24	2022/23	2021/22
Posts Approved	18 713	26 231	25 991
Posts Filled	18 162	23 971	23 753

MASTER OF THE HIGH COURT OF SOUTH AFRICA

CONTACT DETAILS

ADDRESS: 2nd Floor Mbombela High Court Administration Building, 52 Samora Machel Drive, West Acres, Nelspruit, 1201

TEL: 013 101 3721

WEB: www.justice.gov.za/master

EMAIL: chiefmaster@justice.gov.za

OVERVIEW

The mission of the Master of the High Court of South Africa is to provide efficient, cost-effective and specialised services of supervision, custodianship, arbitration and information regarding deceased and insolvent estates and trusts, serving estate practitioners, beneficiaries of estates and trusts, minors, and mentally challenged persons in South Africa for the purpose of safeguarding those beneficiaries' financial and proprietary rights.

The Master's office has five main divisions. They all strive to protect the financial interests of persons whose assets or interests are, for various reasons, being managed by others.

The Master's offices executes, inter alia, the following functions: regulation and supervision of the administration of estates of deceased and insolvent persons in accordance with the applicable statutory prescriptions; protection of the interests of minors and legally incapacitated persons; protection and administration of the funds of minors, the contractually incapacitated, and undetermined and absent heirs that have been paid into the Guardian's Fund; supervision of the

administration of companies and close corporations in accordance with the relevant statutory prescriptions; supervision of the administration of trusts; safeguarding of all documentary material received by the Master in respect of estates, insolvencies, liquidations and trusts; processing of enquiries by executors, attorneys, beneficiaries and other interested parties; and appointment of impartial and capable persons as executors, trustees, curators and liquidators.

OFFICE BEARERS

Masters of High Court: Ms Zureena Agulhas (Cape Town), Mr Roy Arries (Mafikeng [Mmabatho]), Ms Khulula Baneti (Bisho), Ms Euphemia Daniels (Grahamstown [Makhanda] and Port Elizabeth [Gqeberha]), Mr Simon Jozana (Mthatha [Umtata]), Adv Kanyane Mathibe (Acting), Mrs LB Moatlhudi (Pietermaritzburg), Mr Buti Mohapi (Bloemfontein), Ms Hlonipha Moshidi (Mbombela), Mr Walter Mulaudzi (Acting: Johannesburg), Mr Walter Nemauxhwe (Polokwane), Ms Ziyanda Nondabula (Thohoyandou), Mr Edric Pascoe (Durban), Mr Rufus Ramonetha (Acting: Pretoria), Ms Merildene Scholtz (Acting: Kimberley)

Senior Management: Ms Euphemia Daniels (Acting Chief Director: Operations), Adv Kanyane Mathibe (Chief Director: Strategy and Policy)

Communications Officers: Ms Julia Bele (PA: Office of the Chief Master), Ms Vivian Nedzingahe (Assistant Director: Office of the Chief Master), Ms Thelma Nobesothe Zwane (PA Chief Director: Strategy and Policy), Ms Tebogoo Tladi (Office of the Chief Master)

NATIONAL PROSECUTING AUTHORITY OF SOUTH AFRICA (NPA)

CONTACT DETAILS

ADDRESS: VGM Building, 123 Westlake Avenue (Cnr Hartley Street), Weavind Park, Silverton, Pretoria

TEL: 012 845 6000

WEB: www.npa.gov.za

EMAIL: communication@npa.gov.za

OVERVIEW

The mission of the National Prosecuting Authority of South Africa (NPA), guided by the Constitution, is to ensure justice for the victims of crime by prosecuting without fear, favour and prejudice and, by working with their partners and the public, to solve and prevent crime.

The National Prosecuting Authority has the power to: institute and conduct criminal proceedings on behalf of the state; carry out any necessary functions incidental to instituting and conducting such criminal proceedings; and discontinue criminal proceedings.

OFFICE BEARERS

National Director of Public Prosecutions: Adv Shamila Batohi

Deputy National Directors of Public Prosecutions: Adv Anton du Plessis (Strategy, Operations and Compliance), Adv Sibongile Mzinyathi (Acting : National Prosecutions Service), Adv Ouma Rabaji-Rasethaba (Asset Forfeiture Unit [AFU])

Special Directors of Public Prosecutions: Adv Bonnie Currie-Gamwo (Special Director: SOCA), Adv Trish Matzke (Special Director: NPS)

Directors of Public Prosecutions: Adv Nicolette Bell (Western Cape Division), Adv Andrew Chauke (Gauteng Local Division), Adv Nkebe



Kanyane (Mpumalanga Division), Adv Barry Madolo (Eastern Cape Division: Mthatha), Adv Matodzi Rachel Makhari-Sekhaolelo (North West Division), Adv Livingstone Sakata (Northern Cape Division), Adv Navilla Somaru (Acting: Free State Division), Adv Ivy Thenga (Limpopo Division), Adv Elaine Zungu (KwaZulu-Natal Division)

Communications Officers: Mr Isaac Dhludhlu (Deputy Information Officer), Ms Lumka Mahanjana (Regional Spokesperson: North Gauteng), Ms Bulelwa Makeke (Head: Communications), Ms Mashudu Malabi (Regional Spokesperson: Limpopo), Mr Henry Mamothame (Spokesperson: Investigating Directorate Against Corruption [IDAC]), Adv Mthunzi Mhaga (NDPP Spokesperson), Ms Phindi Mjonondwana (Regional Spokesperson: Gauteng Local Division), Mr Eric Ntabazalila (Regional Spokesperson: Western Cape Division), Ms Monica Nyuswa (Regional Spokesperson: Mpumalanga Division), Ms Natasha Ramkisson-Kara (Regional Spokesperson: KZN Division), Mr Mojalefa Senokoatsane (Regional Spokesperson: Northern Cape Division), Mr Luxolo Tyali (Regional Spokesperson: Mthatha Division)

Refer to p13 for more information on sources, methodology and definitions.

*Refer to nationalgovernment.co.za for a copy of the full Annual Report. **Total of Unauthorised, Irregular, Fruitless & Wasteful Expenditure.

SOUTH AFRICAN LAW REFORM COMMISSION (SALRC)

CONTACT DETAILS

ADDRESS: Spooral Park Building, 2007 Lenchen Avenue South, Centurion, Pretoria
TEL: 012 622 6300
WEB: www.justice.gov.za/salrc
EMAIL: reform@justice.gov.za



OVERVIEW

The mission of the South African Law Reform Commission (SALRC) is the continuous reform of the law of South Africa in accordance with the principles and values of the Constitution to meet the needs of a changing society operating under the rule of law.

The objectives of the Commission are to do research with reference to all branches of the law of the country and to study and investigate all such branches in order to make recommendations for the development, improvement, modernisation or reform thereof, including the: repeal of obsolete or unnecessary provisions; removal of anomalies; bringing about of uniformity in the law in force in the various parts of the country; consolidation or codification of any branch of the law; and steps aimed at making the common law more readily available. In short, the Commission

is an advisory body whose aim is the renewal and improvement of the law of South Africa on a continuous basis.

OFFICE BEARERS

Chairperson: Justice Chris Jafta
Deputy Chairperson: Prof Wesahl Domingo
Commissioners: Prof Debbie Collier-Reed, Prof Karthigasen (Karth) Govender, Prof Tshepo Herbert Mongalo, Dr Keneilwe Radebe, Dr Sejako Joseph Senatle, Dr Nazreen Shaik-Peremanov, Adv Jacob Buti Skosana
Senior Management: Ms Aifheli Dzebu (Assistant Secretary: Director), Mr Nelson Matibe (Secretary: Chief Director)

LEGAL AID SOUTH AFRICA

CONTACT DETAILS

ADDRESS: 29 De Beer Street, Braamfontein, Johannesburg, 2017
TEL: 011 877 2000 / 0800 110 110
WHATSAPP: 079 835 7179
WEB: legal-aid.co.za
EMAIL: communications2@legal-aid.co.za



OVERVIEW

Legal Aid South Africa makes legal aid available to indigent and vulnerable persons within its financial means and provides legal representation at State expense, as set out in the Constitution and relevant legislation giving content to the right to legal representation at state expense.

Legal Aid South Africa's role is to provide legal aid to those who cannot afford their own legal representation. This includes indigent people and vulnerable groups such as women, children and the rural poor. It does this in an independent and unbiased manner, with the intention of enhancing justice and public confidence in the law and administration of justice.

OFFICE BEARERS

Chairperson: Deputy Judge President Nobolao Martha Mbhele
Deputy Chairperson: Adv Kgotso Godfrey Maja
Board Members: Mr Shawn Coetzee (Alternate Board Member), Ms Lorraine Zanele Francois, Prof Ntombizozuko Gyani-Mhango (Alternate Board Member), Ms Nonduduzo Samukelisiwe Khanyile, Ms Mantiti Kola (Chief Executive Officer and Executive Director), Mr Sethopo Mamotheti (Executive: Chief Corporate Services and Executive Director), Mr Thabiso Mbhense (Legal Executive: National and Alternate Executive Director), Ms Tintswalo Mofokeng (Chief Financial Officer and Executive Director), Mr Fhedzisani Pandelani, Ms Rehana Khan Parker, Mr Nkhangweni Rambau, Ms Rahab Serepong, Dr Maureen Tong, Dr Mduduzi Zakwe
Chief Executive Officer: Ms Mantiti Kola
Chief Financial Officer: Ms Tintswalo Mofokeng
Chief Operations Officer: Mr Ntsumbedzeni Nemasisi (National Operations Executive)
Senior Management: Mr Richard Baloyi (Human Resources Executive), Mr Hope Bambiso (Eastern Cape Provincial Executive), Ms Nolitha Jali (Northern Cape/Western Cape Provincial Executive), Ms Mpho Kgabi (Limpopo/Mpumalanga Provincial Executive), Ms Lungile Magoso (KwaZulu-Natal Provincial Executive), Mr Tshotlego Makamedi (Free State/North West Provincial Executive), Mr Thabiso Mbhense (Legal

Executive: Land Rights Management), Mr Stephen Mofokeng (Gauteng Provincial Executive), Ms Mmantsha Monwa (Information Systems Executive), Mr Mthunzi Ndlangamandla (Internal Audit Executive), Ms Pateka Quwe (Communication Executive)

Communications Officers: Mr Godfrey Matsobe (Media and Marketing)

FINANCIAL INFORMATION*	2023/24	2022/23	2021/22
AUDIT OUTCOME	Clean Audit	Clean Audit	Clean Audit
FINANCIAL POSITION	R'000	R'000	R'000
Current Assets	780 885	941 939	800 676
Non-Current Assets	273 681	236 980	229 866
Total Assets	1 054 566	1 178 919	1 030 542
Current Liabilities	485 950	453 841	329 877
Non-Current Liabilities	1 023	1 760	945
Total Liabilities	486 973	455 600	330 822
Total Net Assets	567 593	723 319	701 608
FINANCIAL PERFORMANCE			
Total Revenue	2 208 211	2 253 924	2 103 156
Exchange Transactions	78 372	61 042	35 822
Non-Exchange Transactions	2 129 839	2 192 882	2 067 334
Total Expenditure	(2 362 936)	(2 229 747)	(1 969 631)
Employee Costs	(1 898 989)	(1 763 092)	(1 654 296)
Surplus/(Deficit) for Year	(155 726)	23 599	134 949
CASH FLOW			
Operating Activities	(80 547)	193 768	168 092
Investing Activities	(74 840)	(33 479)	(38 650)
Cash & Equivalents - Year End	701 882	860 299	703 088
UIFW EXPENDITURE**	4 765	14 255	1 301
HUMAN RESOURCES	2023/24	2022/23	2021/22
Posts Approved	2 844	2 840	2 689
Posts Filled	2 705	2 657	2 468

Refer to p13 for more information on sources, methodology and definitions.

*Refer to nationalgovernment.co.za for a copy of the full Annual Report. **Total of Unauthorised, Irregular, Fruitless & Wasteful Expenditure.

TABLE OF BOOKMARKS

PRESIDENT'S FUND

CONTACT DETAILS

ADDRESS: 316 Thabo Sehume Street, Cnr Thabo Sehume & Francis Baard Streets, Pretoria
TEL: 012 406 4600
WEB: www.justice.gov.za
EMAIL: webmaster@justice.gov.za

OVERVIEW

The President's Fund offers reparation measures to victims on the recommendation of the State President, and the subsequent consideration and recommendation of the ad hoc Joint Committee on Reparations of both Houses of Parliament on the tabling of the final two volumes of the Truth and Reconciliation Commission (TRC) Reports.

It does this as follows: a once-off individual grant of R30 000 to those individuals or survivors identified by the TRC; systematic programmes to project the symbolism of the struggle and the ideal of freedom through academic and formal records of history, cultural and art forms, as well as erecting symbols and monuments that exalt the freedom struggle, including new geographic and place names; medical and other forms of social assistance programmes to provide for medical benefits, education assistance and the provision of housing, as well as other social benefits to address the needs of victims identified by the TRC; and the rehabilitation of whole communities, other than individuals linked to the process, which suffered intense acts of violence and destruction and are still in distress.

OFFICE BEARERS

Chairperson: Ms Besky Ngunjiri (Audit Committee)
Board Members: Ms Ashley Latchu, Mr Moholola Johannes Makgokolla, Dr Lebogang Mphahlele-Ntsasa, Mr Eric Nwedo, Ms Gabisile Simelane
Chief Executive Officer: Adv D Mashabane (Accounting Officer: President's Fund)

Senior Management: Mr Max Budeli (Chief Director: Internal Audit), Mr Sello Chiloane (Head: Policy Coordination), Adv Doctor Mashabane (Director: General and Information Officer), Mr Charles Mooke (Chief Change Management and BPR Officer), Mr Witness Ndou (Deputy Information Officer), Mr Chrispin Phiri (Ministerial Spokesperson), Mr Daniel Seopa (Deputy Information Officer)

Communications Officers: Mr Stephans Mahlangu, Mr Witness Ndou, Mr Daniel Seopa

Secretary: Ms Maggy Kopeka (Office Manager: Chief Director Internal Audit), Mr Raymond Manzini (Executive Assistant: Director General)

FINANCIAL INFORMATION*	2023/24	2022/23	2021/22
AUDIT OUTCOME	Clean Audit	Clean Audit	Clean Audit
FINANCIAL POSITION	R'000	R'000	R'000
Current Assets	2 066 226	1 941 384	1 879 656
Non-Current Assets	-	-	-
Total Assets	2 066 226	1 941 384	1 879 656
Current Liabilities	6 045	6 110	7 060
Non-Current Liabilities	-	-	-
Total Liabilities	6 045	6 110	7 060
Total Net Assets	2 060 181	1 935 274	1 872 596
FINANCIAL PERFORMANCE			
Total Revenue	164 072	114 983	78 939
Exchange Transactions	164 072	114 983	78 939
Non-Exchange Transactions	-	-	-
Total Expenditure	(39 164)	(53 143)	(36 376)
Surplus/(Deficit) for Year	124 908	62 679	61 571
CASH FLOW			
Operating Activities	112 524	60 003	(1 576)
Investing Activities	(126 434)	(92 109)	32 635
Cash & Equivalents - Year End	52 968	66 877	98 982
UIFW EXPENDITURE**	-	-	-

SOUTH AFRICAN BOARD FOR SHERIFFS

CONTACT DETAILS

ADDRESS: Building 25, Thornhill Office Park, 84 Bekker Road, Vorna Valley, Midrand / 88 Loop Street, Cape Town
TEL: 021 426 0577
WEB: sheriffs.org.za
EMAIL: contact@sheriffs.org.za



OVERVIEW

The vision of the South African Board for Sheriffs is to be a board that is transparent, and responsive to the needs of the sheriff's profession; promotes a professional sheriff's service that is respectful and efficient to deliver justice to all with integrity and accountability; and is accountable in terms of our legislative mandate and strives to entrench the human rights culture envisaged by the Constitution.

The core business of the South African Board for Sheriffs is to: transform the sheriff's profession, the SA Board for Sheriffs and its staff, and bring it in line with constitutional imperatives; review legislation and all other relevant legislation and, if necessary, lobby for reform in a manner which protects the interests of the sheriff's profession and all stakeholders; communicate effectively with all stakeholders and sheriffs; discipline sheriffs; monitor the conduct of sheriffs; promote professionalism; set standards for training of persons who are, or intend participating in the sheriff's profession; set up the necessary training programmes; formulate policy directives; and ensure effective management of the Board and its office.

OFFICE BEARERS

Chairperson: Ms Khanyisa Mogale
Deputy Chairperson: Mr Rishaad Singh, Mrs Amanda Titus
Board Members: Mr Sello Chiloane, Mr Adolf Goodman Mashele, Mr Deon Mhlaba, Ms Kelebogile Magdalene Mpe, Mr Tseke Johannes Mphahlele, Ms Nthupang Ngobeni, Mr Randall Titus

Chief Executive Officer: Mrs Sphiwe Mashaba (Executive Manager)

Chief Financial Officer: Mr Sibusiso Ncambebe (Finance Manager)

Senior Management: Ms Sabina Lech (Legal, Claims and Complaints Manager), Mr Grenville Miller (HR and Auxiliary Services Manager),

Communications Officers: Mr Solomon Mahlangu (Communications Officer), Mr Vincent Nel (Training and Communications Manager)

FINANCIAL INFORMATION*	2023/24	2022/23	2021/22
AUDIT OUTCOME	Clean Audit	Audit not Finalised	Clean Audit
FINANCIAL POSITION	R'000	R'000	R'000
Current Assets	59 617	4 875	14 064
Non-Current Assets	5 523	5 025	5 492
Total Assets	65 141	9 900	19 556
Current Liabilities	56 633	2 949	1 951
Non-Current Liabilities	-	-	-
Total Liabilities	56 633	2 949	1 951
Total Net Assets	8 508	6 951	17 605

Refer to p13 for more information on sources, methodology and definitions.

*Refer to nationalgovernment.co.za for a copy of the full Annual Report. **Total of Unauthorised, Irregular, Fruitless & Wasteful Expenditure.

TABLE OF BOOKMARKS

FINANCIAL INFORMATION*	2023/24	2022/23	2021/22
FINANCIAL PERFORMANCE			
Total Revenue	41 077	20 800	21 948
Exchange Transactions	12 664	11 315	14 612
Non-Exchange Transactions	28 413	9 485	7 336
Total Expenditure	(39 656)	(31 642)	(25 637)
Employee Costs	(16 297)	(11 122)	(15 376)
Surplus/(Deficit) for Year	1 421	(10 842)	(3 689)

FINANCIAL INFORMATION*	2023/24	2022/23	2021/22
CASH FLOW			
Operating Activities	39 399	(4 965)	(2 957)
Investing Activities	(755)	(116)	1 959
Cash & Equivalents - Year End	40 891	2 247	7 328
UIFW EXPENDITURE**	-	-	-

SPECIAL INVESTIGATING UNIT (SIU)

CONTACT DETAILS

ADDRESS: Rentmeester Building, 2nd Floor, 74 Watermeyer Street, Meyerspark, Pretoria
TEL: 012 843 0000
WEB: www.siu.org.za
EMAIL: info@siu.org.za

OVERVIEW

The Special Investigating Unit is an independent statutory body that was established in terms of the Special Investigating Unit (SIU) and Special Tribunals Act 74 of 1996 (SIU Act).

The primary mandate of the SIU is to investigate serious allegations of corruption, malpractice and maladministration in the administration of state institutions, state assets and public money as well as any conduct which may seriously harm the interests of the public, and to recover any financial losses suffered by state institutions through civil litigation. The SIU is empowered to take civil action to correct any wrongdoing it uncovers in its investigations.

OFFICE BEARERS

Chief Executive Officer: Adv Andy JL Mothibi (Head of Unit)

Chief Financial Officer: Mr Andre Gernandt

Chief Information Officer: Ms Tumelo Zwane

Senior Management: Ms Thenjiwe Dlamini (Chief Strategy and Innovation Officer), Ms Ntsoke Milicent Fatlane (Chief Governance Officer), Mr Kaizer Kganyago (Chief Stakeholder Relations and Communications Officer), Mr Leonard Lekgetho (Chief Operations Officer), Ms Boaratwa Leshope (Chief Audit Executive), Mr Pranesh Maharaj (Chief Programme Portfolio Officer), Ms Neptune Masombuka (Chief Human Capital Officer), Mr Thulani Mkhungo (Chief Risk Officer), Adv Ntuthuzelo Vanara (Chief Legal Counsel), Ms Zodwa Xesibe (Chief National Investigations Officer)

Regional Executive Managers: Mr Ashish Gosai (KwaZulu-Natal Provincial Head), Mr Andrew Kgasago (Mpumalanga Provincial Head), Mr Mike Koya (Acting: Eastern Cape Provincial Head), Mr Michael Leaser (Western Cape Provincial Head), Mr Seth Msimanga (Limpopo Provincial Head), Mr Fagmie Rajap (Northern Cape Provincial Head), Adv Victoria Rammala (Acting: North West Provincial Head), Mr Sagre Reddy (Gauteng Provincial Head), Ms Simangele Tshabalala (Free State Provincial Head)



SIU_{SA}
 STRIKING AGAINST CORRUPTION

FINANCIAL INFORMATION*	2023/24	2022/23	2021/22
AUDIT OUTCOME	Financially Unqualified	Qualified	Clean Audit
FINANCIAL POSITION	R'000	R'000	R'000
Current Assets	2 197 397	1 336 577	1 209 013
Non-Current Assets	76 208	56 256	41 233
Total Assets	2 273 604	1 392 832	1 250 246
Current Liabilities	1 439 702	413 248	329 060
Non-Current Liabilities	-	-	-
Total Liabilities	1 439 702	413 248	329 060
Total Net Assets	833 902	979 584	921 186
FINANCIAL PERFORMANCE			
Total Revenue	974 370	917 004	937 113
Exchange Transactions	477 975	458 753	491 390
Non-Exchange Transactions	496 395	458 251	445 723
Total Expenditure	(1 120 052)	(852 610)	(851 851)
Employee Costs	(667 974)	(552 314)	(488 011)
Surplus/(Deficit) for Year	(145 682)	64 394	85 262
CASH FLOW			
Operating Activities	(83 263)	10 850	21 614
Investing Activities	(38 916)	(24 021)	(1 260)
Cash & Equivalents - Year End	626 634	748 802	761 973
UIFW EXPENDITURE**	14 796	59	281
HUMAN RESOURCES			
Posts Approved	800	650	668
Posts Filled	702	601	587

DEPARTMENT OF POLICE (SAPS)

CONTACT DETAILS

ADDRESS: 152 Johannes Ramokhoase Street, Telkom Towers Building, Pretoria
TEL: 012 393 1000
WEB: www.saps.gov.za
EMAIL: response@saps.org.za

OVERVIEW

The mission of the South African Police Service (SAPS), now known as the Department of Police, is to prevent and combat anything that may threaten the safety and security of any community, investigate any crimes that threaten the safety and security of any community, ensure offenders are brought to justice, and participate in efforts to address the causes of crime. The Department's strategic outcome-orientated goals are to: provide police services that will ensure safer communities by



reducing the number of serious crimes, contact crimes and trio crimes; increase activities to prevent and combat border crime; increase the percentage of trial-ready case dockets for serious crime, contact crime and trio crime; increase the detection rate for serious crime, contact crime and trio crime, including organised crime and crimes against women and children; increase the conviction rates for serious crime, contact crime and trio crime; enhance African Agenda and sustainable

Refer to p13 for more information on sources, methodology and definitions.

*Refer to nationalgovernment.co.za for a copy of the full Annual Report. **Total of Unauthorised, Irregular, Fruitless & Wasteful Expenditure.

TABLE OF BOOKMARKS



MINISTER
MR ES MCHUNU



DEPUTY MINISTER
MS SP BOSHIELO



DEPUTY MINISTER
MR CC MATHALE

development by deploying members as per Cabinet decision (external deployments); and improve the levels of service delivery and accessibility to services by bringing SAPS service points closer to the communities.

OFFICE BEARERS

Minister: Mr Edward Senzo Mchunu (Minister of Police) (ANC)

Deputy Minister: Ms Shela Polly Boshielo (Deputy Minister of Police) (ANC), Mr Cassel Charlie Mathale (Deputy Minister of Police) (ANC)

Secretary for Police Service: Mr Thulani SMIKE Sibuyi

National Commissioner: Gen SF Masemola

Chief of Staff: Mr Leon Mbangwa

Deputy Directors General: Lt Gen TC Mosikili (Deputy National Commissioner: Policing), Lt Gen S Sibiya (Deputy National Commissioner: Crime Detection), Lt Gen FN Vuma (Deputy National Commissioner: Support Services)

Provincial Commissioners: Lt Gen MT Hadebe (Limpopo), Lt Gen SJ Kwena (North West), Lt Gen SD Manamela (Mpumalanga), Lt Gen L Mene (Eastern Cape), Lt Gen NS Mkhwanazi (KwaZulu-Natal), Lt Gen BB Motswenyane (Free State), Lt Gen Tommy Mthombeni (Gauteng), Lt Gen KC Otolola (Northern Cape), Lt Gen Y Patekile (Western Cape)

Senior Management: Mr Seswantsho Godfrey Lebeya (National Head: Directorate for Priority Crime Investigations [Hawks]), Mr JD Ntlatleng (Executive Director: Independent Police Investigative Directorate)

Communications Officers: Mr Musa Zondi (Spokesperson)

FINANCIAL INFORMATION*	2023/24	2022/23	2021/22
AUDIT OUTCOME	Financially Unqualified	Financially Unqualified	Financially Unqualified
APPROPRIATION STATEMENT	R'000	R'000	R'000
Total Final Appropriation	106 712 247	103 316 998	101 136 177
Actual Expenditure	105 799 407	102 499 884	99 595 392
Employee Compensation	83 795 136	80 864 051	78 411 934
Goods and Services	17 180 995	16 737 282	16 342 585
Capital Assets	2 918 376	3 290 041	2 702 575
UIFW EXPENDITURE**	277 081	403 991	284 176
HUMAN RESOURCES	2023/24	2022/23	2021/22
Posts Approved	183 708	178 708	175 345
Posts Filled	184 106	179 502	176 180

CIVILIAN SECRETARIAT FOR POLICE SERVICE (CSPS)

CONTACT DETAILS

ADDRESS: 268 Lilian Ngoyi, Fedsure Building, Pretoria

TEL: 012 493 1400

WEB: www.policesecretariat.gov.za

OVERVIEW

The mission of the Department of the Civilian Secretariat for Police Service is to provide efficient and effective civilian oversight over the South African Police Service for safer and more secure communities through community participation, legislation and policy development. The Civilian Secretariat for Police (the Civilian Secretariat) serves as technical advisor to the Minister of Police (the Minister) to evince a transversal civilian oversight capability on the governance, service delivery and resourcing of the SAPS (the Police Service).

The vision of the department is a transformed and accountable Police Service that reflects the democratic values and principles of the Constitution of the Republic of South Africa. The Civilian Secretariat performs advisory functions on various matters, including, but not limited to, departmental policy and strategy, legislation, and police performance through conducting audits, communication, community mobilisation on crime prevention, the Integrated Justice System, and international obligations and liaison.

The Department's objectives are to: exercise civilian oversight over the Police Service through monitoring and evaluating overall police performance against planned programmes; give strategic advice to the Minister in respect of developing and implementing policies; provide administrative support services to the Minister to ensure South Africa's engagement with relevant international obligations; liaise and communicate with stakeholders; implement a partnership strategy to mobilise role-players and stakeholders to strengthen service delivery by the Police Service to ensure the safety and security of communities; implement, promote and align the operations of the Civilian Secretariat in the national and provincial spheres of government; coordinate the functions and powers of the Civilian Secretariat in the national and provincial spheres of government; promote cooperation between the Civilian Secretariat, the Police Service and the Independent Police Investigative Directorate; and provide guidance to community police fora and associated structures and facilitate their proper functioning.



civilian secretariat for police service

Department:
Civilian Secretariat for Police Service
REPUBLIC OF SOUTH AFRICA

OFFICE BEARERS

Minister: Mr Edward Senzo Mchunu (Minister of Police) (ANC)

Deputy Minister: Ms Shela Polly Boshielo (Deputy Minister of Police) (ANC), Mr Cassel Charlie Mathale (Deputy Minister of Police) (ANC)

Secretary for Police Service: Mr Thulani SMIKE Sibuyi

Chief Financial Officer: Mr Tumelo Nkojoana

Chief Directors: Adv Dawn Bell (Legislation), Mr Benjamin Ntuli (Intersectoral Coordination and Strategic Partnership), Ms Bilkis Omar (Policy Development and Research), Ms Dipsy Diphimotswe Wechoemang (Corporate Services)

Senior Management: Ms Itumeleng Ledwaba (Director: Executive Support), Kamogelo Mogotsi (Ministry Spokesperson)

Communications Officers: Ms Pinda Ntsaluba (Director: Communications)

Secretaries: Ms Anna Jooste (Office Manager: Office of the Secretary for Police Service)

FINANCIAL INFORMATION*	2023/24	2022/23	2021/22
AUDIT OUTCOME	Clean Audit	Clean Audit	Clean Audit
APPROPRIATION STATEMENT	R'000	R'000	R'000
Total Final Appropriation	154 200	156 158	151 208
Actual Expenditure	150 230	152 641	138 407
Employee Compensation	113 098	107 659	102 497
Goods and Services	32 773	41 041	34 398
Capital Assets	3 493	3 423	1 088
UIFW EXPENDITURE**	11	1 129	2
HUMAN RESOURCES	2023/24	2022/23	2021/22
Posts Approved	167	157	156
Posts Filled	156	146	143

Refer to p13 for more information on sources, methodology and definitions.

*Refer to nationalgovernment.co.za for a copy of the full Annual Report. **Total of Unauthorised, Irregular, Fruitless & Wasteful Expenditure.

TABLE OF BOOKMARKS

INDEPENDENT POLICE INVESTIGATIVE DIRECTORATE (IPID)

CONTACT DETAILS

ADDRESS: 473B Benstra Building, Stanza Bopape Street, Arcadia, Pretoria
TEL: 012 399 0000
WEB: www.ipid.gov.za
EMAIL: Complaints@ipid.gov.za

OVERVIEW

The mission of the Independent Police Investigative Directorate (IPID) is to be an effective, independent and impartial investigating and oversight body that is committed to justice and acting in the public interest, while maintaining the highest standards of integrity and excellence.

The aim of the Department is to ensure independent oversight over the South African Police Service (SAPS) and the Municipal Police Services (MPS), and to conduct independent and impartial investigations of identified criminal offences allegedly committed by members of the SAPS and the MPS, and make appropriate recommendations.

OFFICE BEARERS

Minister: Mr Edward Senzo Mchunu (Minister of Police) (ANC)
Deputy Minister: Ms Polly Boshielo (Deputy Minister of Police) (ANC), Mr Cassel Charlie Mathale (Deputy Minister of Police) (ANC)
Executive Director: Ms Dikeledi Jennifer Ntlatseng
Chief of Staff: Mr Osborne Khanyi (Acting Director: Office of the Executive Director)
Chief Financial Officer: Mr Patrick Mokotong Setshedi
Senior Management: Dr Hlengani Bila (Chief Director: Investigation and Information Management), Ms Mamodishe Molope (Compliance



ipid

Department:
Independent Police Investigative Directorate
REPUBLIC OF SOUTH AFRICA

Monitoring and Stakeholder Management), Ms Nomkhosi Netsianda (Chief Director: Corporate Services), Mr Moribishane Ramafoko (Chief Director: Legal Services)
Communications Officers: Ms Lizzy Suping (Spokesperson and Director: Communications and Marketing)
Secretaries: Mpho Moeti (Acting Executive Assistant: Executive Director)

FINANCIAL INFORMATION*	2023/24	2022/23	2021/22
AUDIT OUTCOME	Clean Audit	Clean Audit	Financially Unqualified
APPROPRIATION STATEMENT	R'000	R'000	R'000
Total Final Appropriation	366 410	363 807	354 048
Actual Expenditure	364 082	359 010	347 908
Employee Compensation	239 003	224 399	214 914
Goods and Services	113 753	114 165	116 861
Capital Assets	9 364	18 767	14 540
UIFW EXPENDITURE**	257	91	260
HUMAN RESOURCES	2023/24	2022/23	2021/22
Posts Approved	412	419	399
Posts Filled	374	382	365

PRIVATE SECURITY INDUSTRY REGULATORY AUTHORITY (PSIRA)

CONTACT DETAILS

ADDRESS: Eco Glades 2 Office Park, Block B, 420 Witch-Hazel Avenue, Highveld Ext 70, Centurion
TEL: 012 337 5500 / 086 133 3850
WEB: www.psira.co.za
EMAIL: info@psira.co.za

OVERVIEW

The vision of the Private Security Industry Regulatory Authority (PSIRA) is for South Africans to have confidence in the legitimacy, occupational practices, and transformation of the private security industry. Its mission is effective regulation of the Private Security Industry to enable professional and respected security service providers.

The primary objectives of the Authority are to regulate the private security industry and to exercise effective control over the practice of the occupation of security service providers in the public and national interest and the interest of the private security industry itself, and for that purpose, subject to the Act, to: promote a legitimate private security industry which acts in terms of the principles contained in the Constitution and other applicable law; ensure that all security service providers act in the public and national interest in the rendering of security services; promote a private security industry which is characterised by professionalism, transparency, accountability, equity and accessibility; promote stability of the private security industry; promote and encourage trustworthiness of security service providers; determine and enforce minimum standards of occupational conduct in respect of security service providers; encourage and promote efficiency in and responsibility with regard to the rendering of security services; promote, maintain and protect the status and interests of the occupation of security service providers; ensure that the process of registration of security service providers is transparent, fair, objective and concluded timeously; promote high standards in the training of security service providers and prospective security service providers; encourage ownership and control of security businesses by persons historically disadvantaged through unfair discrimination; encourage equal opportunity employment practices in the private security industry; and promote the protection and enforcement of the rights of security officers and other employees in the private security industry.



PSIRA
Private Security Industry Regulatory Authority

OFFICE BEARERS

Chairperson: Dr Leah Shibambo
Council Members: Adv Simosenkosi Wiseman Chamane, Ms Nozipho Pretty Makukule, Ms Nothando Zodumo Sabela
Chief Executive Officer: Mr Manabela Chauke (Director)
Deputy Director: Ms Mpho Sechoaro (Training and Communication), Ms Talent Zwane (Law Enforcement)
Chief Financial Officer: Ms Mmatlou Sebogodi (Deputy Director: Finance and Administration)
Chief Operations Officer: Mr Isaac Ralioma (Acting)
Senior Management: Mr Jacob Makgolane (Company Corporate Secretary)
Communications Officers: Mrs Bonang Kleinbooi

FINANCIAL INFORMATION*	2023/24	2022/23	2021/22
AUDIT OUTCOME	Qualified	Financially Unqualified	Qualified
FINANCIAL POSITION	R'000	R'000	R'000
Current Assets	411 286	328 896	236 707
Non-Current Assets	45 837	32 922	27 642
Total Assets	457 122	361 818	264 348
Current Liabilities	105 092	125 969	130 104
Non-Current Liabilities	3 675	3 616	3 297
Total Liabilities	108 767	162 795	133 401
Total Net Assets	348 355	232 234	130 947

Refer to p13 for more information on sources, methodology and definitions.

*Refer to nationalgovernment.co.za for a copy of the full Annual Report. **Total of Unauthorised, Irregular, Fruitless & Wasteful Expenditure.

TABLE OF BOOKMARKS

FINANCIAL INFORMATION*	2023/24	2022/23	2021/22
FINANCIAL PERFORMANCE			
Total Revenue	607 539	452 448	407 716
Exchange Transactions	580 438	431 727	379 569
Non-Exchange Transactions	27 101	20 721	28 147
Total Expenditure	(494 343)	(382 748)	(319 419)
Employee Costs	(243 966)	(207 900)	(182 038)
Surplus/(Deficit) for Year	113 196	69 700	88 297

FINANCIAL INFORMATION*	2023/24	2022/23	2021/22
CASH FLOW			
Operating Activities	109 372	79 970	86 088
Investing Activities	(20 717)	(12 144)	(10 917)
Cash & Equivalents - Year End	306 651	217 996	150 170
UIFW EXPENDITURE**	3 263	79 351	1
HUMAN RESOURCES			
Posts Approved	375	355	340
Posts Filled	355	333	319

OFFICE OF THE CHIEF JUSTICE (OCJ)

CONTACT DETAILS

ADDRESS: 188 - 14th Road, Noordwyk, Midrand, 1685

TEL: 010 493 2500

WEB: www.judiciary.org.za

EMAIL: enquiries@judiciary.org.za

OVERVIEW

The mission of the Office of the Chief Justice (OCJ) is to provide support to the Judiciary to ensure effective and efficient court administration services.

The mandate of the OCJ is to provide effective administrative and technical support to the Chief Justice as the Head of the Judiciary and as Head of the Constitutional Court as well as to render administrative, operational and governance support to the Judiciary.

OFFICE BEARERS

Chief Justice: Justice MM Maya

Deputy Chief Justice: Justice M Madlanga (Acting)

Secretary General: Adv M Potgieter (Acting)

Chief Executive Officer: Dr G Moshoeu (South African Judicial Education Institute)

Chief of Staff: Mr J Jacobs (Private Office of the Chief Justice)

Chief Financial Officer: Ms P Morapedi

Deputy Directors General: Adv W Lambley (Acting DDG and Court Administration Services), Mr N Mogale (Corporate Management Services), Adv M Potgieter (Court Administration Services)

Chief Directors: Mr M Masilo (Acting: Strategy and Systems), Mr T Mokgope (Acting: Internal Audit), Ms P Mpe (Human Resource Management and Development), Ms N Nengovhela (Information and Communication Technology)

Senior Management: Ms P Bam (Risk Management), Ms K Motiyane (Acting Director: Strategy and Service Delivery), Ms S Mphesha (Director: Institutional Secretariat Services), Mr L Nkomonde (Director: Communications), Ms M Songca (Secretary: Judicial Service Commission)

Communications Officers: Ms L Ntuli (Media Liaison Officer), Adv N Phakola (Deputy Information Officer [PAIA]), Adv M Potgieter (Information Officer [PAIA])



CHIEF JUSTICE
JUSTICE MM MAYA



ACTING DEPUTY
CHIEF JUSTICE
JUSTICE M MADLANGA



ACTING SECRETARY
GENERAL
ADV M POTGIETER

FINANCIAL INFORMATION*	2023/24	2022/23	2021/22
AUDIT OUTCOME			
	Clean Audit	Clean Audit	Financially Unqualified
APPROPRIATION STATEMENT			
	R'000	R'000	R'000
Total Final Appropriation	2 580 948	2 613 905	2 363 521
Actual Expenditure	2 558 186	2 449 445	2 219 505
Employee Compensation	2 011 612	1 869 792	1 791 530
Goods and Services	374 230	353 542	262 495
Capital Assets	89 200	132 357	89 715
UIFW EXPENDITURE**	40 776	69 457	52 638
HUMAN RESOURCES			
Posts Approved	2 191	2 204	2 244
Posts Filled	1 952	1 987	2 040

CONSTITUTIONAL COURT OF SOUTH AFRICA

CONTACT DETAILS

ADDRESS: 1 Hospital Street, Constitution Hill, Braamfontein

TEL: 011 359 7468 / 7460 / 7465 / 7592

WEB: www.concourt.org.za

EMAIL: info@concourt.org.za

OVERVIEW

The Constitutional Court of South Africa is the highest court in the country when it comes to the interpretation, protection and enforcement of the Constitution. It deals exclusively with constitutional matters - those cases that raise questions about the application or interpretation of the Constitution. The Constitutional Court has exclusive jurisdiction in deciding disputes about the powers and constitutional status of branches of government. Only the Constitutional Court may: decide disputes between organs of state in the national or provincial sphere concerning the constitutional status, powers or functions of any of those organs of state; decide on the constitutionality of any parliamentary or provincial Bill; decide on the constitutionality of any amendment to the Constitution; and decide that Parliament or the President has failed to fulfill a constitutional obligation.



Constitutional Court
of South Africa

OFFICE BEARERS

Chief Justice: Justice Mandisa Muriel Lindelwa Maya

Deputy Chief Justice: Justice Mbuyiseli Madlanga (Acting)

Judges: Justice Narandra Jody Kollapen, Justice Stevan Majiedt, Justice Rammaka Steven Mathopo, Justice Nonkosi Zoliswa Mhlangtla, Justice Owen Lloyd Rogers, Justice Leona Theron, Justice Zukisa Tshiqi

Registrar of Constitutional Court: Mr Kgwadi Makgakga

Senior Management: Mr Sello Chiloane (Acting Chief of Staff), Ms Sheryl Luthuli (Head: Library), Mr Zunaid Naidoo (IT Coordinator), Mr Thomas Rikhotso (Court Manager), Mr Allister Slingers (Director: Executive Support)

Communications Officers: Ms Mbali Mondlane, Ms Lusanda Ntuli (Deputy Director: Communication), Ms Ndivhuwo Tshubwana

Refer to p13 for more information on sources, methodology and definitions.

*Refer to nationalgovernment.co.za for a copy of the full Annual Report. **Total of Unauthorised, Irregular, Fruitless & Wasteful Expenditure.

JUDICIAL SERVICE COMMISSION (JSC)

CONTACT DETAILS

ADDRESS: Office of the Chief Justice, 188-14th Road, Noordwyk, 1687
TEL: 010 493 2687/33
WEB: www.judiciary.org.za
EMAIL: JSC@judiciary.org.za

OVERVIEW

The Judicial Service Commission (JSC) is a constitutional body established in terms of section 178 of the Constitution read with the Judicial Service Commission Act 9 of 1994. The primary functions of the Commission are to: interview candidates for judicial positions and make recommendations for appointment to the bench; deal with complaints brought against the Judges; manage the Register of Judges' Registrable interests; and advise national government on matters relating to the Judiciary.

When the JSC interviews candidates for judicial appointment, all the 23 members of the JSC, as well as the respective Premiers and Judges President of the respective Divisions of the High Court where the candidates have been nominated, participate in the interviews. All interviews for judicial appointment are conducted in public. Following the conclusion of the interviews, the recommendations are sent to the President, who then appoints the recommended candidates as Judges.

Complaints against Judges who contravene the Code of Judicial Conduct or any law must first be reported to the Judicial Conduct Committee (JCC), a body comprised of the Chief Justice, Deputy Chief Justice and four other Judges designated by the Chief Justice after consultation with the Minister of Justice and Correctional Services. If the JCC is of the view that the complaint lodged against a particular Judge is of a serious nature to warrant an impeachment of a Judge, the JCC is empowered to recommend to the JSC for the complaint to be investigated and reported on by a Judicial Conduct Tribunal. It is the Chief Justice who has the power to appoint a Judicial Conduct Tribunal following the recommendation by the JSC.

Judges are also required in terms of the law to disclose their financial interests annually. These disclosures are recorded in a Register that is managed by the Registrar of Judges' Registrable Interests.

As members of the JSC act in other professional capacities, the JSC and its various committees meet biannually. The JSC Secretariat is required to manage and facilitate the work of the JSC throughout the year and to liaise with various JSC committees on matters they are tasked to deal with by the JSC at its biannual meetings. The JSC Secretariat is responsible for making all logistical arrangements, including collating agenda and all relevant documentation for all JSC meetings and financing the biannual meetings of the JSC, which take place for a week in April and October every year. The meetings are generally held at the Headquarters of the Office of the Chief Justice in Midrand.

OFFICE BEARERS

Chief Justice: Justice MML Maya
President Supreme Court of Appeal: Judge Pres MB Molemela
Judge President: Justice D Mlambo
Deputy Chief Justice: Justice Mbuyiseli Madlanga (Acting)
Commissioners: Adv S Baloyi SC (Designated by the President), Adv G Breytenbach (National Assembly), Adv J Cane SC (Practicing Advocate), Mr N Gotsell (National Council of Provinces), Ms F Hassan (National Assembly), Mr MS Lekganyane (National Assembly), Mr JS Malema (National Assembly), Mr M Mangena (Practicing Attorney), Prof C Marumoagae (Professor of Law), Ms HK Matolo-Dlepu (Designated by the President), Mr MK Mmoiemang (National Council of Provinces), Ms R Mtshweni-Tsipane (National Council of Provinces), Adv T Ngcukaitobi SC (Designated by the President), Adv IM Nonkonyane (National Council of Provinces), Mr M Notyesi (Practicing Attorney), Adv K Pillay SC (Practicing Advocate), Ms NR Shabangu-Mndawe (Designated by the President), Mr RAP Trollip (National Assembly)
Senior Management: Ms Kutlwano Moretiwe (Support Staff: Acting Senior State Law Advisor), Ms Tebogo Phaahlamohlaka (Support Staff: Senior Administrative Officer), Ms Memme Sejosengwe (Secretary General (DG): Office of the Chief Justice), Mr A Slingers (Secretary: Chief Justice), Ms Ndivhuwo Tshubwana (Law Researcher)
Communications Officers: Ms Tshepiso Ramonyai (Personal Assistant: JSC)

LAND CLAIMS COURT (LCC)

CONTACT DETAILS

ADDRESS: Trust Bank Centre, Randburg Mall, Cnr Hill Street & Kent Avenue, Randburg, 2194
TEL: 011 781 2291
WEB: www.justice.gov.za/lcc
EMAIL: webmaster@justice.gov.za

OVERVIEW

The Land Claims Court (LCC) was established in 1996 and its primary focus is dealing with land restitution / land claims cases. The Court deals with restitution cases in the form of referrals from the Commissioner's office or when they come directly through claimants or affected land owners. The main task of the Court in this regard is, therefore, to adjudicate whatever legal issues are contained in the cases and ensure that land is awarded to those who satisfy the statutory requirements.

The Court also deals with the Extension of Security Tenure Act and the Labour Tenants Act. These two acts were enacted by Parliament to protect farm dwellers/workers from ill-treatment and illegal evictions.

The Land Claims Court was conferred with the jurisdiction thereof. However, the various magistrate courts around the country also have jurisdiction in terms of the Extension of Security Tenure Act, although their orders pertaining evictions are subject to automatic reviews by this court.

Primarily, the Court has to ensure that the rights of farm dwellers/workers are protected in that all evictions are done within the framework of the aforementioned legislation. In carrying out its mandate, the Court therefore conducts hearings to adjudicate all matters related to the aforementioned legislation in various provinces, districts, cities and towns of the country.

OFFICE BEARERS

Judge President: Judge Yasmin Shehnaz Meer (Acting)
Judges: Judge Cowen, Judge L Flatela, Judge T Ncube, Judge S Spilg
Court Manager: Ms Ntombizine Mhlambi
Registrar: Mr Victor Maqala
Communications Officers: Ms Mbali Mondlane

Refer to p13 for more information on sources, methodology and definitions.

*Refer to nationalgovernment.co.za for a copy of the full Annual Report. **Total of Unauthorised, Irregular, Fruitless & Wasteful Expenditure.

SUPREME COURT OF APPEAL

CONTACT DETAILS

ADDRESS: Cnr Mirriam Makeba & President Brand Streets, Bloemfontein, 9301
TEL: 051 412 7400 / 051 492 4623
WEB: www.supremecourtofappeal.org.za

OVERVIEW

The Supreme Court of Appeal is, except in respect of certain labour and competition matters, the second highest court in South Africa. Previously it and the Constitutional Court were both apex courts with different areas of jurisdiction. However, since August 2013 the Constitutional Court has been the highest court in all matters.

In terms of the Constitution, the Supreme Court of Appeal may decide any matter, except certain labour and competition matters, but is purely an appeal court, and it may decide only appeals and issues connected with appeals.

The Supreme Court of Appeal may make an order concerning the constitutional validity of an Act of Parliament, a provincial Act or any conduct of the President, but an order of constitutional invalidity has no force unless it is confirmed by the Constitutional Court.

OFFICE BEARERS

President Supreme Court of Appeal: Judge Pres MB Molemela
Deputy President Supreme Court of Appeal: Justice DH Zondi
Judges: Justice E Baartman, Justice P Crippin, Justice N Dambuza, Justice G Goosen, Justice W Hughes, Justice F Kathree-Setlione, Justice R Keightley, Justice AM Kgoele, Justice P Koen, Justice TM Makgoka, Justice K Matojane, Justice YT Mbatha, Justice PA Meyer, Justice BC Mocomie, Justice F Mokgohloa, Justice DS Molefe, Justice SPB Mothle, Justice CH Nicholls, Justice VM Ponnann, Justice A Schippers, Justice JE Smith, Justice D Unterhalter, Justice SE Weiner
Registrar: Ms Carmen De Wee
Senior Management: Ms Simone Basson (Chief Registrar), Mrs Sonika Collins (Senior Law Researcher), Mr Tshireleco Mabula (Assistant Director: Library Services), Minkateko Maluleke (Office Manager: Office of the President of the Supreme Court of Appeal), Mr Vusi Zwane (Assistant Director: Auxiliary Services)

STATE SECURITY AGENCY (SSA)

CONTACT DETAILS

ADDRESS: Musanda Complex, Delmas Road, Pretoria
TEL: 012 427 4000
WEB: www.ssa.gov.za
EMAIL: dg@ssa.gov.za

OVERVIEW

The mandate of the State Security Agency (SSA) is to provide the government with intelligence on domestic and foreign threats or potential threats to national stability, the constitutional order, and the safety and well-being of our people. This allows the government to implement policies to deal with potential threats and better understand existing threats, and, thus, improve their policies.

Among the areas of focus of the SSA are the following matters of national interest: terrorism, which refers to deliberate and premeditated attempts to create terror through symbolic acts involving the use or threat of lethal force for creating psychological effects that will influence a target group or individual and translate into political or material results; sabotage, which refers to activities or purposeful omissions conducted or planned for the purpose of endangering the safety, security or defence of vital public or private property, such as installations, structures, equipment or systems; subversion, which includes activities directed towards undermining by covert unlawful acts, or directed towards, or intended ultimately to lead to the destruction or overthrow by violence of, the constitutionally established systems of government in South Africa; espionage, which refers to unlawful or unauthorised activities conducted for acquiring information or assets relating to sensitive social, political, economic, scientific or military matters in South Africa, or for their unauthorised communication to a foreign state; and organised crime, which includes analysis of the origins and reasons behind organised crime, the identification of key role-players, the nature and extent, as well as the modus operandi, of organised crime syndicates.



state security

State Security Agency
 REPUBLIC OF SOUTH AFRICA



MINISTER
 MS KPS NTSHAVHENI

OFFICE BEARERS

Minister: Ms Khumbudzo Phophi Silence Ntshavheni (Minister in The Presidency) (ANC)
Director General: Amb Nozuko Bam (Acting)
Chief of Staff: Ms Humbelani Tshikalange (Ministry)
Chief Financial Officer: Mr Abraham Marotholi
Senior Management: Ms Louisa Seriteng Mohlamme (Head of Office: Director General)
Communications Officers: Mr Emmanuel Masha (Parliament and Cabinet Liaison Officer), Mr Siphon Mbele (Ministry's Spokesperson)
Secretaries: Ms Dudu Thwala (Admin Officer), Mr Didimallo Vollenhoven (Private Secretary: Minister)

Refer to p13 for more information on sources, methodology and definitions.
 *Refer to nationalgovernment.co.za for a copy of the full Annual Report. **Total of Unauthorised, Irregular, Fruitless & Wasteful Expenditure.

FINANCIAL AND ADMINISTRATION SERVICES

DEPARTMENT OF PUBLIC SERVICE AND ADMINISTRATION (DPSA)	86
NATIONAL SCHOOL OF GOVERNMENT (NSG)	86
CENTRE FOR PUBLIC SERVICE INNOVATION (CPSI)	87
GOVERNMENT EMPLOYEES MEDICAL SCHEME (GEMS)	88
NATIONAL TREASURY	88
GOVERNMENT PENSIONS ADMINISTRATION AGENCY (GPAA)	89
ACCOUNTING STANDARDS BOARD (ASB)	90
DEVELOPMENT BANK OF SOUTHERN AFRICA (DBSA)	90
FINANCIAL INTELLIGENCE CENTRE (FIC)	91
FINANCIAL SECTOR CONDUCT AUTHORITY (FSCA)	91
GOVERNMENT EMPLOYEES PENSION FUND (GEPF)	92
GOVERNMENT TECHNICAL ADVISORY CENTRE (GTAC)	93
INDEPENDENT REGULATORY BOARD FOR AUDITORS (IRBA)	93
LAND AND AGRICULTURAL DEVELOPMENT BANK OF SOUTH AFRICA (LAND BANK)	94
OFFICE OF THE TAX OMBUD (OTO)	94
OMBUD COUNCIL	95
NATIONAL FINANCIAL OMBUD SCHEME SOUTH AFRICA (NFO)	95
OFFICE OF THE PENSION FUNDS ADJUDICATOR (OPFA)	96
OMBUD FOR FINANCIAL SERVICES PROVIDERS (FAIS OMBUD)	96
PUBLIC INVESTMENT CORPORATION SOC LTD (PIC)	97
SASRIA SOC LTD	97
SOUTH AFRICAN REVENUE SERVICE (SARS)	98

TABLE OF BOOKMARKS

DEPARTMENT OF PUBLIC SERVICE AND ADMINISTRATION (DPSA)

CONTACT DETAILS

ADDRESS: Batho Pele House, 546 Edmond Street, Arcadia
TEL: 012 336 1000/01/63
WEB: www.dpsa.gov.za
EMAIL: info@dpsa.gov.za



the dpsa

Department:
Public Service and Administration
REPUBLIC OF SOUTH AFRICA

OVERVIEW

The mission of the Department of Public Service and Administration (DPSA) is to establish norms and standards to ensure that the state machinery functions optimally, and that such norms and standards are adhered to; implement interventions to maintain a compliant and functioning public service; promote an ethical public service through programmes, systems, frameworks and structures that detect, prevent and combat corruption; and contribute towards improved public administration in Africa and internationally through dialogue and sharing of best practices.

The Department is required to facilitate and support efforts that seek to, among others, improve service delivery quality and access; human resource management and development; business processes; systems and accountability management; anti-corruption and integrity; and effective public participation.

OFFICE BEARERS

Minister: Inkosi Elphas Mfakazeleni Buthelezi (Minister of Public Service and Administration) (IFP)

Deputy Minister: Ms Pinky Sharon Kekana (Deputy Minister of Public Service and Administration) (ANC)

Director General: Mr Willie Vukela (Acting)

Chief of Staff: Ms Nobuhle Xulu

Chief Financial Officer: Ms Masilo Makhura

Deputy Directors General: Ms Linda Dlodla (Administration), Dr Anusha Naidoo (Acting DDG: Human Resource Management and Development), Mr Mandla Ngcobo (eGovernment and Chief Government Information Officer), Dr Patrick Sokhela (Acting DDG: Government Service Access Improvement)

Senior Management: Dr P Dala (Chairperson: DPSA Audit and Risk Committee), Nyiko Mabunda (Chief Director: Office of the DG), Tumelo Mahlatji (Assistant Director: Cluster Coordination and Executive Support), Nokhuselo Maku (Director: Executive Support)



MINISTER
INKOSI EM BUTHELEZI



DEPUTY MINISTER
MS PS KEKANA



ACTING DIRECTOR GENERAL
MR W VUKELA

Communications Officers: Ms Shamiela Abrahams (Parliamentary Officer), Mr Moses Mushi (Director: Communication), Ms Vathiswa Somlota-Mafana (Assistant Cabinet/Parliamentary Support Services)
Secretaries: Ms Sibongile Hlongwa, Ms Tumelo Mahlatji (Administrator: Office of the Director General), Ms Goitseone Moloto

FINANCIAL INFORMATION*	2023/24	2022/23	2021/22
AUDIT OUTCOME	Clean Audit	Financially Unqualified	Clean Audit
APPROPRIATION STATEMENT	R'000	R'000	R'000
Total Final Appropriation	542 126	550 418	532 636
Actual Expenditure	507 556	515 722	457 605
Employee Compensation	281 890	277 244	268 177
Goods and Services	164 593	173 423	137 517
Capital Assets	6 655	11 869	4 712
UIFW EXPENDITURE**	18	12	12
HUMAN RESOURCES	2023/24	2022/23	2021/22
Posts Approved	415	415	415
Posts Filled	355	358	355

NATIONAL SCHOOL OF GOVERNMENT (NSG)

CONTACT DETAILS

ADDRESS: ZK Matthews Building, 70 Meintjies Street, Sunnyside, Pretoria
TEL: 012 441 6000 / 086 100 8326
WEB: www.thensg.gov.za
EMAIL: contactcentre@thensg.gov.za



school of government

Department:
National School of Government
REPUBLIC OF SOUTH AFRICA

OVERVIEW

The National School of Government (NSG) has a constitutional and legislative mandate to provide Education, Training and Development (ETD) in the three spheres of government, state-owned entities (SOEs) and organs of state. This mandate is in line with Section 195 of the Constitution of the Republic of South Africa, 1996, which declares public administration to be development-oriented and participatory, and the basic values and principles being the basis of interaction between public administration (three spheres of government, organs of state, public enterprises) and society. This is achieved through integrated and collaborative network of training institutions and practitioners, including independent individual contractors, onboard trainers, higher education institutions and private entities, providing the public service with affordable access to quality training opportunities. The NSG also has collaborated with different international partners on board that assist with delivery of programmes at an international level.

In terms of current legislative arrangements, government departments must annually budget one per cent of the employee compensation budget for training of its employees. The responsibility for training



PRINCIPAL
MR B NGCAWENI

employees is vested with departmental accounting officers (Public Service Act) and is undertaken primarily through competitive procurement processes. The NSG is required to generate revenue towards ensuring its financial viability and sustainability and, as such the NSG is placed on a competitive and cost-recovery footing, together with internal and external training providers. The cost recovery model is made up of partial funding appropriated by Parliament and income derived

Refer to p13 for more information on sources, methodology and definitions.

*Refer to nationalgovernment.co.za for a copy of the full Annual Report. **Total of Unauthorised, Irregular, Fruitless & Wasteful Expenditure.

TABLE OF BOOKMARKS

from cost recovery through training course fees, which is managed in the Training Trading Account (TTA). The cost recovery model requires that all costs associated with the design and development of learning material and implementation of training courses from the training fees are recovered.

The ETD interventions are delivered to public representatives and public servants and are clustered in accordance with the following occupational bands: I. Cadet and Foundational Management: Providing ETD interventions to graduates who wish to join the public service, public service interns and public servants up to occupational level 8 (support staff, administrators and supervisors. II. Middle Management Development: Providing ETD interventions for junior and middle managers with emphasis on occupational skills (know how), supply chain management, budgeting, supervisory skills and pathways to (further) qualifications. III. Senior Management Development and Professionalisation: Providing ETD interventions to senior managers. These include analytical skills, problem solving as well managing money and people. This is in addition to the core competencies (expertise) required to perform as a professional public servant.

OFFICE BEARERS

Minister: Inkosi Mzamo Buthelezi (Minister of Public Service and Administration) (IFP)

Deputy Minister: Ms Pinky Sharon Kekana (Deputy Minister of Public Service and Administration) (ANC)

Principal: Mr Busani Ngcaweni

Chief Financial Officer: Mr Kubele Hlaethwa

Deputy Directors General: Dr Lakela Kaunda (Administration), Dr Botshabelo Maja (Professional Support Services), Ms Phindile Mkwana (Learning and Professional Development)

Senior Management: Ms Soria Arendt (CD: Middle Management Development), Ms Louise Lapan (CD: Senior Management and Professionalisation), Dr Denise Miller (CD: Curriculum Support and Trainer Professionalisation), Mr Jeremiah Mmela (CD: Technical Support), Dr Stephen Mohlokoane (CD: Business Development and Specialised Programme), Dr Milly Paile (CD: Executive Management and Leadership Support), Mr Dino Poonsamy (CD: Strategy)

Communications Officers: Ms Dikeledi Mokgokolo (Director: Communications), Ms Malebo Ralehlaka (Deputy Director: Communications)

FINANCIAL INFORMATION*	2023/24	2022/23	2021/22
AUDIT OUTCOME	Clean Audit	Clean Audit	Clean Audit
APPROPRIATION STATEMENT	R'000	R'000	R'000
Total Final Appropriation	221 430	233 475	224 765
Actual Expenditure	218 198	222 171	215 184
Employee Compensation	58 418	54 646	56 880
Goods and Services	47 516	45 474	44 935
Capital Assets	4 256	3 848	2 045
UIFW EXPENDITURE**	-	-	59
HUMAN RESOURCES	2023/24	2022/23	2021/22
Posts Approved	238	239	229
Posts Filled	215	197	204

CENTRE FOR PUBLIC SERVICE INNOVATION (CPSI)

CONTACT DETAILS

ADDRESS: Batho Pele House, 546 Edmond Street, Arcardia, Pretoria

TEL: 012 683 2800

WEB: www.cpsi.co.za

EMAIL: info@cpsi.co.za

OVERVIEW

The Centre for Public Service Innovation (CPSI) is mandated to develop innovative, sustainable and responsive models for improved service delivery. The work of the CPSI is guided by an understanding of innovation in a public sector context as 'the creation and implementation of new and service delivery solutions (systems, processes, methods, models, products and services) resulting in significant improvements in outcomes, efficiency, effectiveness and quality'.

The CPSI facilitates unearthing, development and implementation of innovative ideas within and throughout the public service. It achieves this by facilitating pilot projects aimed at demonstrating the value of innovative solutions, and through activities that create an enabling environment within the public sector to support and sustain innovation. The CPSI's cross-sector reach makes it a resource for the whole of government, thus bridging institutional boundaries.

Through active research and knowledge sharing platforms and products, the CPSI identifies and shares lessons and information on innovation trends nationally, across Africa and internationally. The CPSI partners with a range of individuals and institutions in government, business and the community in exciting and mutually beneficial ways. This partnership model allows us to leverage financial and/or intellectual capital in support of government priorities.

OFFICE BEARERS

Chief Executive Officer: Ms Lydia Sebokedi (Acting Executive Director)

Chief Financial Officer: Ms Annette Snyman (CFO and Head: Corporate Resource Management)



the cpsi

Government Component:
Centre for Public Service Innovation
REPUBLIC OF SOUTH AFRICA



Senior Management: Mr Lindani Mthethwa (Head: Institutional Support and Replication), Mr Pierre Schoonraad (Head: Research and Development)

Communications Officers: Ms Mmabatho Mashaba (Manager: Communications and Marketing)

FINANCIAL INFORMATION*	2023/24	2022/23	2021/22
AUDIT OUTCOME	Clean Audit	Clean Audit	Clean Audit
APPROPRIATION STATEMENT	R'000	R'000	R'000
Total Final Appropriation	45 899	45 049	41 459
Actual Expenditure	44 264	40 526	33 780
Employee Compensation	23 007	20 651	19 119
Goods and Services	18 656	17 568	12 764
Capital Assets	2 556	2 307	1 892
UIFW EXPENDITURE**	-	231	-
HUMAN RESOURCES	2023/24	2022/23	2021/22
Posts Approved	36	33	32
Posts Filled	31	30	30

Refer to p13 for more information on sources, methodology and definitions.

*Refer to nationalgovernment.co.za for a copy of the full Annual Report. **Total of Unauthorised, Irregular, Fruitless & Wasteful Expenditure.

TABLE OF BOOKMARKS

GOVERNMENT EMPLOYEES MEDICAL SCHEME (GEMS)

CONTACT DETAILS

ADDRESS: Vutomi House, 124 Mercy Avenue, Waterkloof Glen, Pretoria, 0010
TEL: 0860 00 4367
WEB: www.gems.gov.za
EMAIL: enquiries@gems.gov.za



OVERVIEW

The beginning of the Government Employees Medical Scheme (GEMS) was a historic moment when, in 2002, the Cabinet approved a framework policy on a restricted (closed) medical scheme for further development by an interdepartmental working group (Departments of Public Service and Administration, National Treasury, Health, Education, Correctional Services and SAPS).

The approved framework policy centred on the principles of equity, efficiency and differentiation: equity, where employees have equal access to the most extensive set of equal basic benefits under equitable remuneration structures, subject to affordability; efficiency, regarding the costs and delivery of benefits; differentiation, where employees choosing more extensive cover have equal access to higher benefits subject to their needs; and government's commitment to an equitable and affordable medical scheme.

The Cabinet gave the development and implementation of GEMS intense consideration, relying on substantial research and data analyses. The implementation of GEMS is a positive step that positions government as an employer of choice that truly cares for the health and wellbeing of its employees.

GEMS was registered on 1 January 2005 specifically to meet the healthcare needs of government employees. It offers six excellent healthcare benefit options, namely Tanzanite One, Beryl, Ruby, Emerald Value, Emerald and Onyx. Its goal is to help public service employees and their families to get the best possible healthcare at the most affordable rate.

OFFICE BEARERS

Chairperson: Dr Nomzamo Tutu
Deputy Chairperson: Mr Siyabulela Thomas Tsengiwe
Board Members: Mr Pierre Francois De Villiers, Ms Precious Lebohlang Khumalo, Mr Pulane Neville Ndumo, Ms Nkobane Constance Ntshane, Dr Hendrick Pieter Punt, Dr Mashoto Mpho Johannes Rabada, Mr Alvin Phumudzo Rapea, Adv Sibongile Sigodi, Dr Frederik Johannes Smit, Dr Izak Jacobus van Zyl

Principal Executive Officer: Dr Stan Moloabi
Chief Financial Officer: Ms Karyna Van Lingen
Chief Operations Officer: Dr Vuyokazi Gqola
Chief Information Officer: Ms Gloria Nkadameng
Senior Management: Ms Masingita Chavalala (Executive Manager: Office of the Principal Executive Officer), Mr Andre Cowley (Chief Compliance Officer), Mr Zaahir Elias (Chief Audit Executive), Ms Malinda Lubbe (Acting: Chief Marketing Officer), Dr Selaelo Mametja (Chief Research Officer), Ms Audrey Mareme (Acting: Chief Corporate Services Officer), Ms Marjorie Nqala (Acting: Chief Healthcare Officer), Mr Reginald Sadiki (Chief Administration Officer), Mr Evan Theys (Company Secretary and Legal Counsel)
Communications Officers: Dr Stan Moloabi (Principal Officer)

FINANCIAL INFORMATION*	2022/23	2021/22	2020/21
AUDIT OUTCOME	Clean Audit	Clean Audit	Clean Audit
FINANCIAL POSITION	R'000	R'000	R'000
Current Assets	n/a	15 064 570	17 122 844
Non-Current Assets	n/a	13 766 487	10 061 585
Total Assets	28 469 601	28 831 057	27 184 429
Current Liabilities	n/a	4 758 990	4 286 147
Non-Current Liabilities	n/a	1 416	415
Total Liabilities	28 469 601	4 760 406	4 286 562
Total Net Assets	-	24 070 651	22 897 867
FINANCIAL PERFORMANCE			
Total Revenue	54 501 235	49 804 446	48 416 377
Total Expenditure	(54 501 235)	(48 631 662)	(44 139 163)
Employee Costs	(423 328)	(353 334)	(303 534)
Surplus/(Deficit) for Year	-	1 172 784	4 277 214
CASH FLOW			
Operating Activities	(2 549 613)	106 863	1 238 559
Investing Activities	254 835	911 287	(826 760)
Cash & Equivalents - Year End	4 179 061	4 183 411	3 170 700
UIFW EXPENDITURE**	-	-	-

NATIONAL TREASURY

CONTACT DETAILS

ADDRESS: 40 Church Square, Pretoria, 0002
TEL: 012 315 5111
WHATSAPP: 063 686 8413
WEB: www.treasury.gov.za
EMAIL: media@treasury.gov.za



national treasury

Department:
National Treasury
REPUBLIC OF SOUTH AFRICA

OVERVIEW

The National Treasury is responsible for managing South Africa's national government finances. Supporting efficient and sustainable public financial management is fundamental to the promotion of economic development, good governance, social progress and a rising standard of living for all South Africans. The Constitution of the Republic (Chapter 13) mandates the National Treasury to ensure transparency, accountability and sound financial controls in the management of public finances.

The National Treasury's legislative mandate is also described in the Public Finance Management Act (Chapter 2). The National Treasury is mandated to promote government's fiscal policy framework; to coordinate macroeconomic policy and intergovernmental financial relations; to manage the budget preparation process; to facilitate the Division of Revenue Act, which provides for an equitable distribution of nationally raised revenue between national, provincial and local government; and to monitor the implementation of provincial budgets.



MINISTER
MR E GODONGWANA



DEPUTY MINISTER
DR D MASONDO



DEPUTY MINISTER
MR AN SARUPEN

As mandated by the executive and Parliament, the National Treasury will continue to support the optimal allocation and utilisation of financial resources in all spheres of government to reduce poverty and vulnerability among South Africa's most marginalised.

Refer to p13 for more information on sources, methodology and definitions.

*Refer to nationalgovernment.co.za for a copy of the full Annual Report. **Total of Unauthorised, Irregular, Fruitless & Wasteful Expenditure.

TABLE OF BOOKMARKS

OFFICE BEARERS

Minister: Mr Enoch Godongwana (Minister of Finance) (ANC)
Deputy Minister: Dr David Masondo (Deputy Minister of Finance) (ANC), Mr Ashor Nick Sarupen (Deputy Minister of Finance) (DA)
Director General: Dr Duncan Pieterse
Chief of Staff: Mr Mfuneko Toyana (Ministry)
Chief Financial Officer: Ms Unathi Ngwenya
Deputy Directors General: Mr Christopher Axelson (Acting: Tax and Financial Sector Policy), Ms Ogalaletseng Gaarekwe (Acting: Intergovernmental Relations), Mr Shabeer Khan (Accountant General), Mr Stadi Mngomezulu (Corporate Services), Ms Boipuso Modise (Economic Policy and International Cooperation), Ms Mendoe Ntswahlana (Chief Procurement Officer), Mr Ravesh Rajlal (Acting Head: Asset and Liability Management), Dr Rendani Randela (Acting Head: Public Finance), Mr Edgar Sishi (Budget Office), Ms Empie van Schoor (Acting Head: Office of the General Counsel)
Communications Officers: Ms Cleo Mosana (Head of Communications: Corporate Services)
Secretaries: Ms Simmy Chetty (Acting Executive: Office Manager), Ms Rita Coetzee (Divisional Support Manager: Economic Policy and International Cooperation), Ms Mokibelo Khumalo (Divisional Support Manager), Ms Lindiwe Manjezi (Senior Programme Coordinator: DDG: Asset and Liability Management), Ms Mary Marumo (Appointment

Secretary: Ministerial Office Support), Ms Gundo Nematahene (DD Programme Coordinator: DDG: Budget Office), Ms Nozopho Ngubane (Ministerial Support: Deputy Minister Masondo), Ms Thandi Phalane (Senior Programme Coordinator: DDG Public Finance), Ms Glenda Steyn (Ministerial Support: Deputy Minister Sarupen), Ms Wilna Van Zyl (Divisional Support Manager: Economic Policy and International Cooperation)

FINANCIAL INFORMATION*	2023/24	2022/23	2021/22
AUDIT OUTCOME	Clean Audit	Qualified	Qualified
APPROPRIATION STATEMENT	R'000	R'000	R'000
Total Final Appropriation	724 340 659	634 055 692	629 217 106
Actual Expenditure	635 359 294	624 748 095	622 446 595
Employee Compensation	905 571	850 434	826 004
Goods and Services	1 309 087	1 352 428	1 312 294
Capital Assets	18 110	37 887	24 630
UIFW EXPENDITURE**	10 757	12 128	30 682
HUMAN RESOURCES	2023/24	2022/23	2021/22
Posts Approved	1 287	1 262	1 234
Posts Filled	1 082	1 050	1 065

GOVERNMENT PENSIONS ADMINISTRATION AGENCY (GPAA)

CONTACT DETAILS

ADDRESS: 34 Hamilton Street, Arcadia, Pretoria
TEL: 0800 117 669
WEB: www.gpaa.gov.za
EMAIL: enquiries@gpaa.gov.za



the gpaa

Government Pensions Administration Agency
 REPUBLIC OF SOUTH AFRICA

OVERVIEW

The mission of the Government Pensions Administration Agency (GPAA) is to effectively and efficiently administer fund benefits on behalf of its clients and stakeholders. The GPAA ensures effective, transparent, accountable and coherent governance of the pension funds it administers on behalf of the Government Employees Pension Fund (GEPF) and the National Treasury.

The Agency's strategic plan is based on the need to achieve the following: enhancement of administrative capacity; modernisation of processes and systems; enhancement of human capital, including people competence and wellness; meeting of service levels as per service level agreements; and managing of the roles and responsibilities of employer departments with regards to the GPAA.

OFFICE BEARERS

Minister: Mr Enoch Godongwana (Minister of Finance) (ANC)
Chief Executive Officer: Ms Kedibone Madiehe
Chief Financial Officer: Mr Kgaiile Molebatsi (Acting)
Chief Directors: Mr Mervin Kemp (Human Resources), Mr Mongezi Mngqibisa (Special, Military and Other Pensions), Mr Eric Morudu (Acting: Client Relationship Management), Ms Yvonne Mpye (Acting: Employee Benefits), Mr Leon Nieuwoudt (Strategic Support Services)
Senior Management: Mr Meiring Coetzee (Chief Information Officer), Ms Esti de Witt (General Manager: Legal Services), Mr Mervin Kemp (General Manager: Human Resources), Ms Lerato Kgoele (Chief Risk Officer), Mr Phumzile Mda (General Manager: Finance), Mr Jay Morar (General Manager: Employees Benefits), Mr Leon Nieuwoudt (General Manager: Management Support), Ms Mmapula Sennelo (Chief Audit Executive)
Communications Officers: Mr Meiring Coetzee (Chief Information Officer), Mr Mack Lewele

FINANCIAL INFORMATION*	2023/24	2022/23	2021/22
AUDIT OUTCOME	Financially Unqualified	Financially Unqualified	Financially Unqualified
FINANCIAL POSITION	R'000	R'000	R'000
Current Assets	269 380	165 417	201 245
Non-Current Assets	197 638	214 091	259 667
Total Assets	467 018	379 508	460 912
Current Liabilities	162 963	123 515	157 918
Non-Current Liabilities	23 388	165	-
Total Liabilities	186 351	123 680	157 918
Total Net Assets	280 667	255 828	302 994
FINANCIAL PERFORMANCE			
Total Revenue	1 290 064	1 095 924	983 496
Exchange Transactions	1 290 064	1 905 924	983 496
Total Expenditure	(1 265 225)	(1 143 090)	(1 045 524)
Employee Costs	(589 780)	(545 896)	(511 682)
Surplus/(Deficit) for Year	24 839	(47 166)	(62 028)
CASH FLOW			
Operating Activities	143 685	81 285	80 542
Investing Activities	(74 067)	(91 516)	(76 360)
Cash & Equivalents - Year End	108 028	58 927	69 158
UIFW EXPENDITURE**	3 860	30 892	43 291
HUMAN RESOURCES	2023/24	2022/23	2021/22
Posts Approved	1 028	1 026	1 025
Posts Filled	915	914	915

Refer to p13 for more information on sources, methodology and definitions.

*Refer to nationalgovernment.co.za for a copy of the full Annual Report. **Total of Unauthorised, Irregular, Fruitless & Wasteful Expenditure.

TABLE OF BOOKMARKS

ACCOUNTING STANDARDS BOARD (ASB)

CONTACT DETAILS

ADDRESS: 240 Madiba Street Pretoria
TEL: 011 697 0660
WEB: www.asb.co.za
EMAIL: info@asb.co.za



OVERVIEW

The mission of the Accounting Standards Board (ASB) is to serve the public interest by setting standards of Generally Recognised Accounting Practice (GRAP) and providing guidance for financial and other performance information reported by the public sector.

The Board has the following responsibilities: determine the work programme and approve the appointment of members of project groups; approve the standards to be issued as standards of GRAP for the preparation of annual financial statements of all spheres of government; prepare and publish directives, interpretations and guidelines concerning the standards of GRAP; recommend to the Minister of Finance effective dates for the implementation of these standards by different categories of institutions to which these standards apply; perform any other function incidental to advancing financial reporting in the public sector; and issue and publish recommended practices on its own authority, if satisfied as to need, usefulness and practicality, following a process of consultation with stakeholders.

OFFICE BEARERS

Chairperson: Mr Andrew van der Burgh
Board Members: Mrs Annalien Carstens, Ms Willemina de Jager, Mr Dumisani Dlamini, Mr Sandiso Gcwabe, Mr Aziz Hardien, Mr Shabeer Khan, Ms Alice Muller, Ms Lebogang Senne, Prof Rashied Small
Chief Executive Officer: Mrs Jeanine Poggiolini
Senior Management: Mrs Shereen Peter (Manager: Finance), Ms Elizna van der Merwe (Head: Technical)
Communications Officers: Mrs Julianne Vissie

FINANCIAL INFORMATION*	2023/24	2022/23	2021/22
AUDIT OUTCOME	Clean Audit	Clean Audit	Clean Audit
FINANCIAL POSITION	R'000	R'000	R'000
Current Assets	6 850	5 743	1 925
Non-Current Assets	86	96	181
Total Assets	6 936	5 840	2 106
Current Liabilities	5 273	4 673	1 925
Non-Current Liabilities	-	-	-
Total Liabilities	5 273	4 673	1 925
Total Net Assets	1 663	1 167	181
FINANCIAL PERFORMANCE			
Total Revenue	14 231	13 176	13 361
Exchange Transactions	693	349	207
Non-Exchange Transactions	13 538	12 827	13 154
Total Expenditure	(13 736)	(12 190)	(13 545)
Employee Costs	(9 687)	(9 428)	(10 524)
Surplus/(Deficit) for Year	496	986	(184)
CASH FLOW			
Operating Activities	(246)	3 416	(1 766)
Investing Activities	653	332	126
Cash & Equivalents - Year End	6 080	5 673	1 925
UIFW EXPENDITURE**	-	-	107
HUMAN RESOURCES	2023/24	2022/23	2021/22
Posts Approved	7	7	7
Posts Filled	7	6	6

DEVELOPMENT BANK OF SOUTHERN AFRICA (DBSA)

CONTACT DETAILS

ADDRESS: Headway Hill, 1258 Lever Road, Midrand
TEL: 011 313 3911 / 3500 / 3297
WEB: www.dbsa.org
EMAIL: webmaster@dbsa.org



OVERVIEW

The mission of the Development Bank of Southern Africa (DBSA) is to advance the development impact in the region by expanding access to development finance, and effectively integrating and implementing sustainable development solutions.

The DBSA's purpose is to accelerate sustainable socio-economic development, and improve the quality of life of the people of the Southern African Development Community (SADC) and, more recently, the whole of the African continent, by driving financial and non-financial investments in the social and economic infrastructure sectors: social infrastructure - infrastructure aimed at addressing backlogs and expediting the delivery of essential social services to support sustainable living conditions and a better quality of life within communities; and economic infrastructure - infrastructure aimed at addressing capacity constraints and bottlenecks in order to optimise economic growth potential and support regional integration. The DBSA has prioritised water, energy, transport and ICT as its key focus areas.

OFFICE BEARERS

Chairperson: Ms Martie Janse Van Rensburg (Interim)
Board Members: Mr Kenneth Brown, Mr Barry Hore, Ms Martie Janse van Rensburg, Ms Dinao Lerutla, Mr Petrus Matji, Ms Disebo Moephuli, Mr Jonathan Muthige, Dr Chantal Naidoo, Mr Joel Netshitenzhe, Ms Pinkie Nqeto, Mr Bongani Nqwababa, Prof Edgar Pieterse
Chief Executive Officer: Ms Boitumelo Mosako

Chief Financial Officer: Ms Zodwa Mbele

Senior Management: Mr Michael Hillary (Group Executive: Financing Operations), Mr Mpho Kubelo (Group Chief Risk Officer), Mr Mpho Mokwele (Group Executive: Transacting), Ms Sheila Motsepe (Group Executive: Human Capital), Mr Mohale Rakgate (Chief Investment Officer: Infrastructure Fund), Mr Chuene Ramphela (Group Executive: Infrastructure Delivery)

Communications Officers: Ms Sebolelo Matsoso (Head: Marketing, Communications and Events)

FINANCIAL INFORMATION*	2023/24	2022/23	2021/22
AUDIT OUTCOME	Clean Audit	Clean Audit	Clean Audit
FINANCIAL POSITION	R'000	R'000	R'000
Total Assets	118 314 875	108 564 579	100 028 041
Total Liabilities	66 274 229	60 932 535	57 117 016
Total Net Assets	52 040 646	47 632 044	42 911 025
FINANCIAL PERFORMANCE			
Total Revenue	13 543 303	12 108 059	9 470 752
Total Expenditure	(8 894 504)	(17 318 050)	(5 645 595)
Employee Costs	(996 677)	(914 408)	(867 998)
Surplus/(Deficit) for Year	4 648 799	5 209 991	3 825 157

Refer to p13 for more information on sources, methodology and definitions.

*Refer to nationalgovernment.co.za for a copy of the full Annual Report. **Total of Unauthorised, Irregular, Fruitless & Wasteful Expenditure.

TABLE OF BOOKMARKS

FINANCIAL INFORMATION*	2023/24	2022/23	2021/22
CASH FLOW			
Operating Activities	5 426 355	5 111 213	4 463 481
Investing Activities	(201 123)	30 688	(21 549)
Cash & Equivalents - Year End	10 803 772	6 166 069	7 990 108
UIFW EXPENDITURE**	-	111	-

FINANCIAL INTELLIGENCE CENTRE (FIC)

CONTACT DETAILS

TEL: 012 641 6000

WEB: www.fic.gov.za

OVERVIEW

The Financial Intelligence Centre (FIC) is South Africa's national centre for the gathering, analysis and dissemination of financial intelligence. The FIC was established to identify proceeds of crime, combat money laundering, and the financing of terrorism and, in so doing, has a primary role to protect the integrity of South Africa's financial system. The Entity was established by the FIC Act 38 of 2001 and reports to the Minister of Finance and to Parliament.

The FIC's mandate is to: identify the proceeds of crime, combat money laundering, and terror financing; supervise and enforce compliance with the FIC Act; share information with law enforcement authorities, supervisory bodies, intelligence services, the South African Revenue Service, and other local and international agencies; facilitate effective supervision and enforcement by supervisory bodies; formulate and lead the implementation of policy regarding money laundering and the financing of terrorism; provide policy advice to the Minister of Finance; and uphold the international obligations and commitments required by the country in respect of anti-money laundering and combating financing of terrorism (AML/CFT).

The FIC Act introduces a regulatory framework of measures that requires certain categories of business to take steps regarding client identification, record-keeping, reporting of information and internal compliance structures. All businesses have to report various suspicious transactions to the FIC. It also receives additional financial data from accountable and reporting institutions. The Entity uses this financial data and available data to develop financial intelligence. It is able to make this intelligence available to law enforcement, police, and tax authorities for follow-up investigations.

On 1 December 2010, amendments to the FIC were promulgated, which required that all accountable and reporting institutions register with the FIC. Furthermore, the Act gave the Entity and supervisory bodies the authority to inspect and impose administrative penalties on non-compliant businesses. The Act also introduced an appeals process and an appeal board.

South Africa is a member of the Financial Action Task Force, the international body which sets standards and policy on anti-money laundering and for combating the financing of terrorism (AML/CFT). The FIC currently leads the South African delegation of various government departments to the Eastern and Southern Africa Anti-Money Laundering Group, which aims to support countries to implement the global AML/CFT standards.

The FIC is a member and current chair of the Egmont Group, which is made up of financial intelligence units from 147 countries around the world. The primary aim of the organisation is to facilitate cooperation and sharing of financial intelligence information among its members.

OFFICE BEARERS

Director: Adv Pieter Smit (Acting)

Chief Financial Officer: Ms Veronica MarshSmit



Financial Intelligence Centre

Senior Management: Mr Pieter Alberts (Acting Executive Manager: Shared Forensic Capability), Ms Priya Biseswar (Manager: Monitoring and Analysis), Ms Marine Burdette (Senior Operations Manager: Monitoring and Analysis), Mr Ettiene Cronje (Head: Programme Management Office), Ms Panna Kassan (Head: Communications), Mr Macs Maboka (Executive Manager: Corporate Services), Grace Madilonga (Head: Human Resources), Mr Xolile Majija (Head: Corporate Legal Services, Governance and Compliance), Mr Christopher Malan (Executive Manager: Compliance and Prevention), Mr Philemon Mashapa (Head: Performance Monitoring and Evaluation), Mr Bongani Mbewu (Chairperson: Audit and Risk Committee), Mr Oniel Rajnund (Senior Operations Manager: Compliance and Prevention), Mr Motlatsi Ramoshu (Senior Operations Manager: Monitoring and Analysis), Mr Aaron Shongwe (Head: Information and Communications Technology), Mr Pieter Smit (Executive Manager: Legal and Policy)

FINANCIAL INFORMATION*	2023/24	2022/23	2021/22
AUDIT OUTCOME	Clean Audit	Clean Audit	Financially Unqualified
FINANCIAL POSITION	R'000	R'000	R'000
Current Assets	114 062	110 169	88 416
Non-Current Assets	82 935	52 276	54 872
Total Assets	196 997	162 445	143 288
Current Liabilities	21 571	35 797	56 877
Non-Current Liabilities	7 741	29 484	26 122
Total Liabilities	29 312	65 281	82 999
Total Net Assets	167 685	97 164	60 289
FINANCIAL PERFORMANCE			
Total Revenue	415 109	333 728	312 778
Exchange Transactions	9 245	5 449	2 634
Non-Exchange Transactions	405 864	328 279	310 144
Total Expenditure	(329 821)	(296 885)	(311 222)
Employee Costs	(210 382)	(168 167)	(180 936)
Surplus/(Deficit) for Year	84 387	36 875	1 724
CASH FLOW			
Operating Activities	57 807	31 828	(1 633)
Investing Activities	(40 778)	(12 609)	(10 281)
Cash & Equivalents - Year End	93 366	93 579	75 041
UIFW EXPENDITURE**	1 076	1 445	1 543
HUMAN RESOURCES			
Posts Approved	328	246	216
Posts Filled	257	197	183

FINANCIAL SECTOR CONDUCT AUTHORITY (FSCA)

CONTACT DETAILS

ADDRESS: Riverwalk Office Park, Block B, 41 Matroosberg Road, Ashlea Gardens, Extension 6, Pretoria, 0081

TEL: 012 428 8000 / 0800 203 722

WEB: www.fsca.co.za

EMAIL: info@fsca.co.za



Financial Sector Conduct Authority

Refer to p13 for more information on sources, methodology and definitions.

*Refer to nationalgovernment.co.za for a copy of the full Annual Report. **Total of Unauthorised, Irregular, Fruitless & Wasteful Expenditure.

TABLE OF BOOKMARKS

OVERVIEW

The Financial Sector Conduct Authority (FSCA) was established by the Financial Sector Regulation Act 9 of 2017 (the FSR Act) to become a dedicated market conduct authority replacing the Financial Services Board (FSB), on 1 April 2018.

The FSCA's mandate is to: enhance the efficiency and integrity of financial markets; promote fair customer treatment by financial institutions; provide financial education and promote financial literacy; and assist in maintaining financial stability. The FSR Act extends the jurisdiction of the FSCA to include oversight of financial products and services not overseen by the FSB banking; services related to credit; and the buying and selling of foreign exchange. It also dictates a shift in approach from the FSB's traditional compliance driven model to one that is proactive, pre-emptive, risk-based and outcomes focused. Crucially, the FSR Act includes financial inclusion and transformation of the financial sector in its overall objectives. The FSCA's six priority strategic focus areas for the next three years are: building a new organisation; an inclusive and transformed financial sector; a robust regulatory framework that promotes fair customer treatment; informed financial customers; strengthening the efficiency and integrity of our financial markets; and understanding new ways of doing business and disruptive technologies.

OFFICE BEARERS

Commissioner: Mr Unathi Kamlana

Deputy Commissioner: Ms Farzana Badat, Ms Katherine Gibson, Ms Astrid Ludin

Chief Financial Officer: Mr Paul Kekana

Chief Information Officer: Ms K Phokeng Mogase

Senior Management: Ms K Dikokwe (Divisional Executive: Conduct of Business Supervision), Mr Jabulane Hlaletsoa (Divisional Executive: Corporate Services), Ms F Mabaso (Divisional Executive: Licencing and Business Centre), Mr OB Makhubela (Divisional Executive: Market Integrity Decision Sciences), Mr Gerhard van Deventer (Divisional Executive: Enforcement)

Communications Officers: Ms T Marele (HOD: Communications and Language Services)

FINANCIAL INFORMATION*	2023/24	2022/23	2021/22
AUDIT OUTCOME	Clean Audit	Clean Audit	Clean Audit
FINANCIAL POSITION	R'000	R'000	R'000
Current Assets	781 207	683 890	655 771
Non-Current Assets	170 122	139 500	139 071
Total Assets	951 328	823 384	794 843
Current Liabilities	234 715	273 371	223 009
Non-Current Liabilities	76 720	68 860	81 130
Total Liabilities	311 435	342 231	304 140
Total Net Assets	639 893	481 159	490 703
FINANCIAL PERFORMANCE			
Total Revenue	1 096 775	1 038 718	949 312
Exchange Transactions	126 980	82 951	64 621
Non-Exchange Transactions	969 794	955 767	884 691
Total Expenditure	(939 261)	(1 044 163)	(952 945)
Employee Costs	(625 565)	(573 462)	(532 044)
Surplus/(Deficit) for Year	158 735	(9 525)	(4 995)
CASH FLOW			
Operating Activities	160 521	20 342	(31 005)
Investing Activities	(38 955)	(13 451)	(10 245)
Cash & Equivalents - Year End	687 850	566 284	559 393
UIFW EXPENDITURE**	-	-	1 047
HUMAN RESOURCES	2023/24	2022/23	2021/22
Posts Approved	n/a	650	650
Posts Filled	n/a	614	601

GOVERNMENT EMPLOYEES PENSION FUND (GEPF)

CONTACT DETAILS

ADDRESS: 34 Hamilton Street, Arcadia

TEL: 012 319 1911/1000 / 080 011 7669

WEB: gepf.co.za

EMAIL: enquiries@gepf.co.za



OVERVIEW

The Government Employees Pension Fund (GEPF) is a Defined Benefit pension fund that was established in May 1996, when various public sector funds were consolidated. The Fund's core business is to oversee pensions and other benefits for government employees in South Africa. The GEPF appoints the Government Pensions Administration Agency (GPAA) to administer benefits on behalf of the Fund and the Public Investment Corporation SOC Limited (PIC) as asset manager to invest on behalf of the Fund.

OFFICE BEARERS

Chairperson: Mr Frans Baleni

Deputy Chairperson: Mr Edward Kekana

Board Members: Ms Caroline Khoza, Ms Kgomoatso Makhupola, Mr Ntsoareng Marotholi, Mr Thabo Matsose, Ms Lebo Mokgabudi, Mr Zethu Msindo, Mr Siphon Nkambule, Mr Musa Nkosi, Ms Buyiswa Nkunjana, Mr Barnabas Ntlou, Lt Gen Lineo Ntshiea, Mr Gregg Rafferty, Mr Pierre Snyman, Mr Christo van Dyk

Principal Executive Officer: Mr Musa Mabesa

Senior Management: Mr Brian Karidza (Head: Actuarial and Benefits Administration), Ms Bulelwa Kotta (Head of Finance), Mr Sifiso Sibiya (Head: Investments), Ms Adri van Niekerk (Company Secretary)

Communications Officers: Sonke Dandala, Ms Matau Molapo (Media Relations)

FINANCIAL INFORMATION*	2023/24	2022/23	2021/22
AUDIT OUTCOME	Clean Audit	Clean Audit	Clean Audit
FINANCIAL POSITION	R'000	R'000	R'000
Current Assets	70 411 982	45 576 691	55 935 501
Non-Current Assets	2 325 702 244	2 287 346 482	2 248 775 294
Total Assets	2 396 114 226	2 332 923 173	2 304 710 795
Current Liabilities	50 498 803	63 865 977	66 527 231
Non-Current Liabilities	1 861 196	2 217 396	2 063 097
Total Liabilities	52 359 999	66 083 373	68 590 328
Total Net Assets	2 343 754 227	2 266 839 800	2 236 120 467
FINANCIAL PERFORMANCE			
Total Revenue	211 999 659	164 721 006	337 468 299
Total Expenditure	(134 964 197)	(133 582 821)	(142 130 857)
Employee Costs	(109 696)	(106 102)	(86 754)
Surplus/(Deficit) for Year	77 035 462	31 138 185	195 337 442
CASH FLOW			
Operating Activities	59 710 854	55 108 204	43 086 945
Investing Activities	(37 227 098)	(66 572 554)	(31 357 558)
Cash & Equivalents - Year End	56 722 317	34 238 561	45 702 911
UIFW EXPENDITURE**	-	-	-

Refer to p13 for more information on sources, methodology and definitions.

*Refer to nationalgovernment.co.za for a copy of the full Annual Report. **Total of Unauthorised, Irregular, Fruitless & Wasteful Expenditure.

GOVERNMENT TECHNICAL ADVISORY CENTRE (GTAC)

CONTACT DETAILS

ADDRESS: 40 Church Street, Pretoria Central, Pretoria
WEB: www.gtac.gov.za
EMAIL: Info@gtac.gov.za



National Treasury
 REPUBLIC OF SOUTH AFRICA

OVERVIEW

The Government Technical Advisory Centre (GTAC) is a government component in terms of the Public Service Act, with a central mandate to assist organs of state in building their capacity for efficient, effective and transparent financial management.

GTAC's long-term strategic intent is to be a centre of excellence in analytical, advisory, institutional development and programme management support to public sector institutions, to better manage and implement their mandates and consequently improve their quality of spend. This will be done through partnerships with academic and research centres focused on public sector management and training. Within the context of government's National Development Plan and medium-term strategic framework, GTAC seeks to contribute to building a capable and development-orientated state, while also strengthening capacity to work with the private sector in promoting growth, employment, infrastructure investment and public service delivery. The main functions and activities include: transaction advisory services; capital projects appraisal; institutional development support; and public expenditure and policy analysis.

OFFICE BEARERS

Acting Head: Ms Ronette Engela
Chief Financial Officer: Mr Markus Rautenbach (Chief Director: Finance)
Senior Management: Ms Najwah Allie-Edries (Deputy Director General: Employment Facilitation and Manages Job Fund), Ms Hermi Boraine (Acting Deputy Director General: Public Expenditure and Policy Analysis), Ms Emmanuelle Gille (Chief Director: Institutional Development Support), Mr Ntuthuzelo Gobozi (Chief Director: Professional Service Procurement), Mr Boitumelo Mashilo (Chief Director: Capital Projects Appraisal), Mr Tumi Moleke (Chief Director: Transaction Advisory Services and PPP), Mr Markus Rautenbach (Chief Director: Finance), Ms Elaine Venter (Chief Director: Strategy Management and Communication)
Communications Officers: Ms Anita Rwelamira (Knowledge, Communications and Capacity Development)

FINANCIAL INFORMATION*	2023/24	2022/23	2021/22
AUDIT OUTCOME	Clean Audit	Clean Audit	Financially Unqualified
FINANCIAL POSITION	R'000	R'000	R'000
Current Assets	3 054 638	2 402 006	1 658 020
Non-Current Assets	3 891	4 415	3 393
Total Assets	3 058 529	2 406 421	1 661 413
Current Liabilities	2 793 904	2 159 065	1 428 766
Non-Current Liabilities	-	-	-
Total Liabilities	2 793 904	2 159 065	1 428 766
Total Net Assets	264 625	247 355	232 647
FINANCIAL PERFORMANCE			
Total Revenue	221 348	229 934	222 954
Exchange Transactions	164 905	176 194	161 637
Non-Exchange Transactions	56 443	53 740	61 318
Total Expenditure	(204 078)	(215 226)	(204 689)
Employee Costs	(132 826)	(128 156)	(130 193)
Surplus/(Deficit) for Year	17 270	14 708	18 265
CASH FLOW			
Operating Activities	633 149	735 075	618 386
Investing Activities	(1 866)	(3 264)	(1 897)
Cash & Equivalents - Year End	2 993 697	2 362 414	1 630 603
UIFW EXPENDITURE**	19 226	22 312	28 745
HUMAN RESOURCES	2023/24	2022/23	2021/22
Posts Approved	187	203	159
Posts Filled	142	152	140

INDEPENDENT REGULATORY BOARD FOR AUDITORS (IRBA)

CONTACT DETAILS

ADDRESS: Building 2, Greenstone Hill Office Park, Emerald Boulevard, Modderfontein
TEL: 010 496 0600
WEB: www.irba.co.za
EMAIL: board@irba.co.za



OVERVIEW

The Independent Regulatory Board for Auditors (IRBA) was established under the Auditing Profession Act 26 of 2005 (APA) as amended, and commenced operations in April 2006. It is mandated to protect the financial interests of the public by setting competency requirements for auditors, issuing standards and a code of ethics, monitoring compliance, and disciplining auditors, when necessary. The execution of its mandate ensures that the financial interests of investors are protected, and high-quality audits are delivered, which, in turn, provides confidence in and reliance on financial statements and consequential investments.

Over and above the legislated mandate, one of the IRBA's main priority areas is restoring confidence and trust in the auditing profession through its revised five-year strategy. This plan is focused on improved audit quality, comprehensive stakeholder engagement that emphasises collaboration without compromising independence and with the view to promote broader reforms, as well as sustainability and the relevance of the profession and that of the regulator to deliver on its mandate more effectively and efficiently.

OFFICE BEARERS

Chairperson: Mr Fulvio Tonelli
Deputy Chairperson: Ms Naidene Ford-Hoon
Board Members: Ms Ruth Benjamin-Swales, Mr Richard Hawkins, Mr Shabeer Khan, Ms Thabiso Kutumela, Ms Nalini Maharaj, Mr Mojalefa Mosala, Ms Zine Mshengu, Mr Protas Phili, Ms Precious Sibiyi
Chief Executive Officer: Mr Imre Nagy
Chief Financial Officer: Mr Marius Fourie (Operations)
Directors: Ms Saadiya Adam (Acting: Director Standards), Ms Jillian Bailey (Investigations), Ms Ntlambi Gulwa (Inspections), Ms Nadine Kater (Education and Transformation), Ms Rebecca Motsepe (Legal)
Communications Officers: Ms Lebogang Manganye (Manager: Public Relations), Ms Lorraine van Schalkwyk (Manager: Brand, Marketing and Media)

Refer to p13 for more information on sources, methodology and definitions.
 *Refer to nationalgovernment.co.za for a copy of the full Annual Report. **Total of Unauthorised, Irregular, Fruitless & Wasteful Expenditure.

TABLE OF BOOKMARKS

FINANCIAL INFORMATION*	2023/24	2022/23	2021/22
AUDIT OUTCOME	Clean Audit	Clean Audit	Clean Audit
FINANCIAL POSITION	R'000	R'000	R'000
Current Assets	131 238	111 744	94 439
Non-Current Assets	24 448	24 729	24 109
Total Assets	155 686	136 473	118 548
Current Liabilities	15 278	15 522	17 794
Non-Current Liabilities	3 204	3 393	3 330
Total Liabilities	18 482	18 916	21 214
Total Net Assets	137 204	117 557	97 424
FINANCIAL PERFORMANCE			
Total Revenue	210 376	195 043	162 633
Exchange Transactions	64 117	66 065	53 072
Non-Exchange Transactions	146 259	128 978	109 561
Total Expenditure	(190 729)	(174 910)	(145 853)
Employee Costs	(132 485)	(122 512)	(110 581)
Surplus/(Deficit) for Year	19 647	20 133	16 780

FINANCIAL INFORMATION*	2023/24	2022/23	2021/22
CASH FLOW			
Operating Activities	21 371	11 820	22 607
Investing Activities	(3 876)	(3 890)	(11 320)
Cash & Equivalents - Year End	111 183	93 689	85 758
UIFW EXPENDITURE**	-	-	19
HUMAN RESOURCES	2023/24	2022/23	2021/22
Posts Approved	102	100	97
Posts Filled	96	86	87

LAND AND AGRICULTURAL DEVELOPMENT BANK OF SOUTH AFRICA (LAND BANK)

CONTACT DETAILS

ADDRESS: Building A, 272 Lenchen Avenue, Lakefield Office Park, First Floor, Die Hoewes, Centurion
TEL: 012 686 0500 / 0800 005 259
WEB: landbank.co.za
EMAIL: info@landbank.co.za



OVERVIEW

The Land and Agricultural Development Bank of South Africa (Land Bank) is a specialist agricultural bank established in 1912. The Bank's objective is to serve South Africa's commercial and emerging farmers by bringing specially designed financial services within their reach. These services enable farmers to finance land, equipment, improve assets and obtain production credit.

Land Bank's vision is to be a world-class agricultural development bank that stimulates growth, drives solid performance and spurs innovation. The vision is realised through the quest to work with all stakeholders in building an adaptive and competitive agricultural sector that drives environmental, social and economic growth and development, thus contributing to food security.

OFFICE BEARERS

Chairperson: Ms Nyane Rethabile Nkosi
Board Members: Prof JF Kirsten, Ms D Maithufi, Ms TN Mashanda, Ms NP Mbiko, Ms E Pillay, Ms KV Rantao, Dr MM Tom, Adv DW van der Westhuizen
Chief Executive Officer: Mr Themba Rikhotso
Chief Financial Officer: Ms Khensani Mukhari
Senior Management: Mr Sakhumzi Diza (Chief Risk Officer), Mr Yaasir Haffeejee (Chief Audit Executive), Mr Sakhumzi May (Chief: Agricultural Economist), Mr Jabu Mphambo (Chief Banking Officer), Adv B Raseroka (Company Secretary), Mr Sydney Soundy (Chief: Strategy Officer), Mr Faride Stiglingh (Acting: Chief Technology Operating Officer and Executive Manager: Collection, Workout and Restructuring), Ms Karen Swart (Acting: Chief People and Culture Officer)

Communications Officers: Ms Rebecca Phalatse (General Manager: Marketing and Communications), Mr Sydney Soundy (Head of Communications)

FINANCIAL INFORMATION*	2023/24	2022/23	2021/22
AUDIT OUTCOME	Financially Unqualified	Financially Unqualified	Clean Audit
FINANCIAL POSITION	R'000	R'000	R'000
Total Assets	29 057 070	33 247 879	34 381 142
Total Liabilities	23 446 725	28 245 021	34 381 142
Total Net Assets	5 610 345	5 002 860	3 609 160
FINANCIAL PERFORMANCE			
Total Revenue	3 668 002	4 073 175	4 530 635
Total Expenditure	(3 646 644)	(3 557 754)	(3 272 354)
Employee Costs	(336 594)	(324 174)	(346 143)
Surplus/(Deficit) for Year	21 358	515 421	1 258 281
CASH FLOW			
Operating Activities	2 205 497	3 209 385	11 175 201
Investing Activities	40 717	(7 183)	198 248
Cash & Equivalents - Year End	13 029 825	15 757 355	9 983 759
UIFW EXPENDITURE**	873	8 051	750
HUMAN RESOURCES	2023/24	2022/23	2021/22
Posts Approved	400	n/a	n/a
Posts Filled	342	n/a	n/a

OFFICE OF THE TAX OMBUD (OTO)

CONTACT DETAILS

ADDRESS: Menlyn Corner, 2nd Floor, 87 Frikkie De Beer Street, Menlyn, Pretoria
TEL: 012 431 9105 / 0800 662 837
WEB: www.taxombud.gov.za
EMAIL: complaints@taxombud.gov.za



Refer to p13 for more information on sources, methodology and definitions.

*Refer to nationalgovernment.co.za for a copy of the full Annual Report. **Total of Unauthorised, Irregular, Fruitless & Wasteful Expenditure.

TABLE OF BOOKMARKS

OVERVIEW

The Office of the Tax Ombud (OTO) was established in October 2013 to enhance the South African tax administration system. Until then, there was no independent redress channel for taxpayers who had exhausted the normal South African Revenue Service's (SARS) complaints mechanisms.

The Office is an independent and impartial channel for taxpayers unable to resolve a service, procedural or administrative complaint through the normal complaints management channels of SARS. The OTO is neither for SARS nor for the taxpayer but looks at the facts of the complaint concerned and, where possible, proposes a solution. Its work is based purely and simply on the facts, the laws of the land and, ultimately, on the Constitution. It is based on best international practice and was modelled on the Tax Ombud systems of Canada, the United States of America, and the United Kingdom.

The OTO continuously seek to promote a healthy balance between SARS's powers and duties and taxpayer rights and obligations. It crafted South Africa's first-ever compilation of Taxpayers' Rights, Entitlements and Obligations, providing taxpayers with information about their rights, entitlements, and obligations concerning their tax affairs and engagements with SARS and the OTO.

The Office works specifically with taxpayers who have been unable to resolve a service, procedural or administrative complaint through the normal complaints management channels of SARS. It does its utmost to assist these taxpayers to resolve their concerns speedily and amicably before it becomes necessary for them to consider entering into protracted court processes. In this way, the Office facilitates access to justice in South Africa and contributes to a culture of respect for the tax system and for taxpayers' rights.

The Tax Ombud plays a unique taxpayer complaints resolution role and aligns with the Public Protector. The Public Protector exists to ensure administrative justice by being a check on the exercise by government and its agencies of their authority, and on the other hand, the Tax Ombud exists to ensure administrative justice by being a check on the exercise of authority by SARS. The Tax Ombud is appointed by and reports directly to the Minister of Finance and may only be removed by the Minister. The term of Tax Ombud is five years and can be renewed.

The institution is built on a structure supported by four pillars, namely the Operations, Communication and Outreach, Office Enablement, and Legal Services. Each is led and supported by hard-working and committed experts in their fields pursuing excellence to ensure delivery on the mandate.

OFFICE BEARERS

Ombud: Ms Yanga Mputa (Tax Ombud)

Chief Executive Officer: Ms Mmamelao Malakalaka (Acting)

Senior Management: Ms Fundiswa Ngqeleni (Acting Senior Manager: Operations), Mr Frik Pretorius (Acting Senior Manager: Legal Services and Systemic Investigation), Ms Pearl Seopela (Senior Manager: Communications and Stakeholder Relations), Mr Veli Thobela (Acting Senior Manager: Office Enablement and Support Service)

Communications Officers: Mr Russel Mamabolo (Specialist: Communications and Outreach), Mr Thabo Mkhize (Specialist: Edition and Publications), Mr Lebogang Mokoena (Administration Support: Communications and Stakeholder Relations)

OMBUD COUNCIL

CONTACT DETAILS

ADDRESS: Ground Floor, Mac Mac Building, Maxwell Office Park, Magwa Crescent, Midrand

TEL: 012 051 3400

WEB: www.ombudcouncil.org.za

EMAIL: enquiries@ombudcouncil.org.za

OVERVIEW

The Ombud Council is established by the Financial Sector Regulation Act, 2017, as the oversight body for the financial sector ombud system. Its role is to help ensure an accessible, effective, independent, and fair ombud system for financial customers. A well-functioning ombud system is a vital underpin to the market conduct component of the Twin Peaks financial regulatory framework and the Treating Customers Fairly consumer protection approach.



OFFICE BEARERS

Chairperson: Ms Eileen Meyer

Deputy Chairperson: Adv Dikeledi Chabedi

Board Members: Mr Adam Horowitz, Ms Leanne Jackson (Chief Ombud), Mr Unathi Kamlana (Commissioner FSCA), Mr Emmanuel Lekgau, Ms Lebogang Senne, Ms Charmaine Soobramoney

Ombud: Ms Leanne Jackson (Chief Ombud)

Chief Financial Officer: Devrani Moonsamy (Head of Finance)

Senior Management: Mr Siphwe Dube (Head of Operations), Ms Sebolelo Seutloali (Board Secretariat and Administrative Support)

NATIONAL FINANCIAL OMBUD SCHEME SOUTH AFRICA (NFO)

CONTACT DETAILS

ADDRESS: 110 Oxford Road, Houghton Estate, Johannesburg, Gauteng, 2198

TEL: 0860 800 900

WHATSAPP: 066 473 0157

WEB: nfosa.co.za

EMAIL: info@nfosa.co.za

OVERVIEW

The National Financial Ombud Scheme South Africa (NFO) is an umbrella financial services ombud scheme formed by the amalgamation of four separate previously existing South African ombud schemes: the offices of the Banking Ombud (OBS); the Credit Ombud (CO); the office of the Long-Term Insurance Ombud (OLT); and the Short-Term Insurance Ombudsman (OSTI).

In June 2021, the World Bank published a report on the role of the financial sector ombud system in South Africa. The report recommended that the overall ombud system and its components be reformed to make it fit for purpose and to adequately address the

complexity of the South African financial system. The OBS; CO; OLT; and OSTI entered into discussions early in 2020 to explore a voluntary amalgamation. The culmination of the work of the four ombud schemes resulted in the OBS, CO, OLT and OSTI being replaced by the National Financial Ombud Scheme South Africa (NFO). The NFO commenced operations on 1 March 2024.

The NFO's purpose is to resolve financial services complaints fairly, impartially and efficiently; provide a timely, informal and accessible alternative dispute resolution service to financial service providers and their customers; and promote financial education amongst consumers and financial institutions.

OFFICE BEARERS

Board Members: Mr Darren Beyers, Ms Mervyn Burton, Mr Haroon Laher, Ms Rosemary Lightbody, Ms Magauta Mphahlele, Ms Vivienne Pearson, Mr Tefo Raditapole, Mr Manie van Schalkwyk, Ms Thandiwe Zulu

Refer to p13 for more information on sources, methodology and definitions.

*Refer to nationalgovernment.co.za for a copy of the full Annual Report. **Total of Unauthorised, Irregular, Fruitless & Wasteful Expenditure.

OFFICE OF THE PENSION FUNDS ADJUDICATOR (OPFA)

CONTACT DETAILS

ADDRESS: 4th Floor, Riverwalk Office Park, Block A, 41 Matroosberg Road, Ashlea Gardens, Pretoria
TEL: 012 748 4000 / 012 346 1738 / 0800 00 6732
WEB: www.pfa.org.za
EMAIL: enquiries@pfa.org.za



OVERVIEW

The Office of the Pension Funds Adjudicator (OPFA) is a Public Finance Management Act 1 of 1999 (PFMA), Schedule 3A entity established in terms of section 30B of the Pension Funds Act 24 of 1956 (ACT) with effect from 1 January 1998 to investigate and determine complaints lodged in terms of the ACT and those complaints designated to the Adjudicator in terms of the Financial Sector Regulation Act 9 of 2017 (FSR Act). Section 30D of the ACT, as amended, requires that the Adjudicator, in disposing complaints, applies where appropriate, principles of equity; has regard to the contractual arrangements or other legal relationships between complainants and any financial institution; has regard to the provisions of the ACT; and acts in a procedurally fair, economical and expeditious manner.

The OPFA was established in terms of the Act as amended, to dispose of pension fund-related complaints lodged in terms of the Act and complaints designated to the Adjudicator in terms of section 211 of the FSR Act. The main objective of the OPFA is to ensure that the rights of consumers of pension products and services are protected, and they are treated fairly within the prescripts of the law.

OFFICE BEARERS

Governance Committee Members: Ms Tania Ajam (Chairperson: Risk Committee), Mr Nico Esterhuizen (Chairperson: Audit Committee), Ms Lerato Molebatsi (Chairperson: Remuneration Committee), Ms Dudu Msomi (Chairperson: Social and Ethics Committee)

Adjudicator: Ms Muvhango Lukhaimane (Pension Funds Adjudicator)
Chief Financial Officer: Mr Bulelani Makunga (Executive Head: Corporate Services and Chief Financial Officer)

Senior Management: Ms Wilana Groenewald (Head: NCU Supervisor), Ms Lalita Jadoonandan (Early Resolution Unit Manager), Mr Nndwakhulu Kutama (Team Leader: Senior Assistant Adjudicator), Mr Silas Mothupi (Senior Assistant Adjudicator), Ms Nondumiso Ntshangase (Senior Legal Advisor), Mr Lehlohonolo Rabotapi (Team Leader: Senior Assistant Adjudicator)

Communications Officers: Ms Zimasa Majola (Communications Practitioner)

FINANCIAL INFORMATION*	2023/24	2022/23	2021/22
AUDIT OUTCOME	Clean Audit	Clean Audit	Financially Unqualified
FINANCIAL POSITION	R'000	R'000	R'000
Current Assets	38 802	32 350	25 602
Non-Current Assets	13 434	16 833	19 448
Total Assets	52 236	49 183	45 050
Current Liabilities	6 879	4 443	4 715
Non-Current Liabilities	-	-	-
Total Liabilities	6 879	4 443	4 715
Total Net Assets	45 357	44 739	40 335
FINANCIAL PERFORMANCE			
Total Revenue	91 238	83 564	79 703
Exchange Transactions	2 320	835	401
Non-Exchange Transactions	88 918	82 730	79 302
Total Expenditure	(90 621)	(79 160)	(73 281)
Employee Costs	(55 663)	(46 633)	(42 695)
Surplus/(Deficit) for Year	617	4 405	6 422
CASH FLOW			
Operating Activities	10 550	7 974	8 264
Investing Activities	(2 328)	(2 954)	(8 269)
Cash & Equivalents - Year End	34 142	25 920	20 900
UIFW EXPENDITURE**	37	-	39
HUMAN RESOURCES	2023/24	2022/23	2021/22
Posts Approved	n/a	80	71
Posts Filled	65	71	59

OMBUD FOR FINANCIAL SERVICES PROVIDERS (FAIS OMBUD)

CONTACT DETAILS

ADDRESS: 11th Floor, Menlyn Central Office Building, 125 Dallas Avenue, Waterkloof Glen, Pretoria
TEL: 012 762 5000 / 0860 066 3274
WEB: www.faisombud.co.za
EMAIL: info@faisombud.co.za



OVERVIEW

The mission of the Office of the Ombud for Financial Services Providers (FAIS Ombud) is to promote consumer protection and enhance the integrity of the financial services industry through resolving complaints impartially, expeditiously and economically.

The objective of the FAIS Ombud is to consider and dispose of complaints by clients against financial services providers in a procedurally fair, informal, economical and expeditious manner, and by reference to what is equitable in all circumstances.

In the investigation and disposal of a complaint, the FAIS Ombud acts independently, impartially and objectively. The complainant and any other party to the complaint are expected to give their fullest cooperation to the disposal of the complaint within a reasonable time. The services of the FAIS Ombud are not similar to those of a professional legal adviser and are confined to the mediation, conciliation or determination of complaints in terms of the FAIS Act and the Rules.

OFFICE BEARERS

Ombud: Adv John Simpson
Chief Financial Officer: Mr Shaunil Maharaj
Senior Management: Ms Karlien Hechter (Head: GRC), Ms Refilwe Kgaphola (Head: HR), Ms Petronnell Sehlola (Head: ICT)
Communications Officers: Ms Thuso Ngwagwe

FINANCIAL INFORMATION*	2023/24	2022/23	2021/22
AUDIT OUTCOME	Clean Audit	Clean Audit	Financially Unqualified

Refer to p13 for more information on sources, methodology and definitions.
 *Refer to nationalgovernment.co.za for a copy of the full Annual Report. **Total of Unauthorised, Irregular, Fruitless & Wasteful Expenditure.

TABLE OF BOOKMARKS

FINANCIAL INFORMATION*	2023/24	2022/23	2021/22
FINANCIAL POSITION	R'000	R'000	R'000
Current Assets	86 477	56 150	48 620
Non-Current Assets	8 181	9 419	11 405
Total Assets	94 658	65 569	60 024
Current Liabilities	8 755	4 800	2 704
Non-Current Liabilities	58	-	28
Total Liabilities	8 813	4 800	2 731
Total Net Assets	85 845	60 768	57 293

FINANCIAL INFORMATION*	2023/24	2022/23	2021/22
FINANCIAL PERFORMANCE			
Total Revenue	87 696	63 550	58 755
Exchange Transactions	3 100	2 604	958
Non-Exchange Transactions	84 596	60 946	57 797
Total Expenditure	(62 620)	(59 657)	(58 812)
Employee Costs	(39 124)	(33 827)	(32 749)
Surplus/(Deficit) for Year	25 076	3 893	(57)
CASH FLOW			
Operating Activities	25 465	3 792	48 125
Investing Activities	(1 434)	(1 092)	(4 590)
Cash & Equivalents - Year End	72 364	48 332	45 694
UIFW EXPENDITURE**	-	20	482
HUMAN RESOURCES	2023/24	2022/23	2021/22
Posts Filled	59	54	66

PUBLIC INVESTMENT CORPORATION SOC LTD (PIC)

CONTACT DETAILS

ADDRESS: Menlyn Maine Central Square, Cnr Aramist Avenue & Corobay Avenue, Waterkloof Glen Extension 2, Pretoria

TEL: 012 742 3400 / 3560 / 2300

WEB: www.pic.gov.za

EMAIL: info@pic.gov.za

OVERVIEW

The Public Investment Corporation SOC Limited (PIC) is an asset management firm wholly owned by the government of the Republic of South Africa, represented by the Minister of Finance. PIC's clients are mostly public sector entities, which focus on provision of social security. Amongst others, these include the Government Employees Pension Fund (GEPF), Unemployment Insurance Fund (UIF), Compensation Commissioner Fund (CC), Compensation Commissioner Pension Fund (CP) and Associated Institutions Pension Fund (AIPF).

The PIC was corporatised on 1 April 2005 in accordance with the Public Investment Corporation Act, 2004. Established in 1911, the PIC ranks amongst the best and successful asset management firms in the world. The PIC runs one of the most diversified portfolios, which comprise of multiple asset classes. These assets include listed equities, real estate, capital market, private equity and impact investing. Through listed investments, the PIC controls over 10% of the Johannesburg Stock Exchange (JSE) and has direct and indirect exposure to almost all sectors of the South African economy. The corporation has a mandate to invest in the rest of the African continent and beyond. Over and above generating financial returns for clients, through its impact-investing programme, the PIC seeks to generate social returns by investing in projects that ensure inclusive growth. The PIC supports the United Nations' Sustainable Development Goals and considers environmental, social and governance issues in all its investments.

OFFICE BEARERS

Chairperson: Dr David Masondo

Deputy Chairperson: Ms Ntombifuthi Mtoba

Board Members: Ms Beverly Boucher, Prof Bonke Dumisa, Mr Walter Hlaise, Dr Mugwena Maluleke, Dr Lufuno Mulaudzi, Ms Tryphosa Ramano, Ms Barbara Watson

Chief Executive Officer: Mr Abel Sithole

Chief Financial Officer: Ms Batandwa Damoyi



Chief Operations Officer: Mrs Rubeena Solomon (Acting)

Senior Management: Ms Bongani Mathebula (Company Secretary), Ms Makano Mosidi (Chief Technology Officer), Mr Kabelo Rikhoto (Chief Investment Officer and Executive Director), Mr August van Heerden (Chief Risk Officer)

Communications Officers: Mr Deon Botha (Head: Corporate Affairs)

FINANCIAL INFORMATION*	2023/24	2022/23	2021/22
AUDIT OUTCOME	Financially Unqualified	Financially Unqualified	Financially Unqualified
FINANCIAL POSITION	R'000	R'000	R'000
Current Assets	3 952 178	3 853 544	3 627 790
Non-Current Assets	665 076	677 282	638 853
Total Assets	4 617 254	4 530 826	4 266 643
Current Liabilities	246 307	387 284	308 428
Non-Current Liabilities	335 930	247 854	284 256
Total Liabilities	582 237	635 138	592 684
Total Net Assets	4 035 017	3 895 688	3 673 959
FINANCIAL PERFORMANCE			
Total Revenue	1 536 062	1 477 345	1 505 004
Total Expenditure	(1 265 083)	(1 255 616)	(1 200 502)
Employee Costs	(734 101)	(713 462)	(800 076)
Surplus/(Deficit) for Year	270 979	221 729	304 502
CASH FLOW			
Operating Activities	114 445	172 242	78 312
Investing Activities	(645 963)	190 670	130 784
Cash & Equivalents - Year End	577 072	1 134 303	792 408
UIFW EXPENDITURE**	1 500	89	5 044

SASRIA SOC LTD

CONTACT DETAILS

ADDRESS: 36 Fricker Road, Illovo, Sandton, Johannesburg

TEL: 011 214 0800

WEB: sasria.co.za

EMAIL: contactus@sasria.co.za



Refer to p13 for more information on sources, methodology and definitions.

*Refer to nationalgovernment.co.za for a copy of the full Annual Report. **Total of Unauthorised, Irregular, Fruitless & Wasteful Expenditure.

TABLE OF BOOKMARKS

OVERVIEW

Sasria SOC Ltd is a state-owned company and the only short-term insurer that provides cover to all the people and businesses that have assets in South Africa, as well as government entities, against special risks such as civil commotion, public disorder, strikes, riots and terrorism. By enabling businesses to restore their liquidity or operations quickly and efficiently after experiencing loss or damage due to special risk events, Sasria plays a significant role in preventing job losses, maintaining livelihoods, restoring pride and dignity and facilitating economic stability. Sasria has a dual mandate - a legislative mandate that directs its day-to-day business operations, and a broader strategic mandate, like any other business in South Africa, to make a positive contribution to transforming its industry and its country, in order to make its country a better place for all people.

OFFICE BEARERS

Chairperson: Dr Nolwandle Codelia Mgoqi

Board Members: Mr Sathie Gounden, Mr Reginald Haman, Ms Japhtaline Mantuka Maisela, Mr Desmond Marumo, Ms Refilwe Moletsane, Ms Margaret Mosibudi Phiri, Ms Deshni Subbiah, Mr Johannes Jacobus Venter

Chief Executive Officer: Mr Mpumi Tyikwe

Chief Financial Officer: Mr Dirk Kunz

Senior Management: Ms Tshepiso Chocho (Executive Manager: People Management), Ms Hayley Clarke (Chief Actuarial Officer), Mr Muzi Dladla (Executive Manager: Stakeholder Management), Mr Mziwoxolo Mavuso (Executive Manager: Governance and Company Secretariat),

Ms Nkateko Mayimele (Executive Manager: Claims), Ms Fiona Oakley-Smith (Executive Manager: Business Change and Technology), Mr Themba Sibiya (Executive Manager: Underwriting and Strategy)
Communications Officers: Ms Andiswa Madolo (Marketing Manager)

FINANCIAL INFORMATION*	2023/24	2022/23	2021/22
AUDIT OUTCOME	Clean Audit	Clean Audit	Financially Unqualified
FINANCIAL POSITION	R'000	R'000	R'000
Total Assets	16 452 869	14 071 448	19 909 082
Total Liabilities	2 310 328	3 261 587	13 007 710
Total Net Assets	14 142 541	10 809 861	6 901 372
FINANCIAL PERFORMANCE			
Total Revenue	6 778 165	5 556 625	14 102 890
Total Expenditure	(3 445 485)	(1 810 595)	(37 559 963)
Employee Costs	(173 814)	(191 815)	(145 057)
Surplus/(Deficit) for Year	3 332 680	3 746 030	(23 457 073)
CASH FLOW			
Operating Activities	2 455 189	(3 978 045)	(16 915 693)
Investing Activities	(1 047 885)	(6 464 798)	6 332 073
Cash & Equivalents - Year End	5 532 129	4 127 328	14 578 781
UIFW EXPENDITURE**	39 095	3 992	36 876
HUMAN RESOURCES			
Posts Filled	155	147	135

SOUTH AFRICAN REVENUE SERVICE (SARS)

CONTACT DETAILS

ADDRESS: Lehae La Sars Building, 299 Bronkhorst Street, Nieuw Muckleneuk, Brooklyn, 0181

TEL: 012 647 9999

WEB: www.sars.gov.za



South African Revenue Service

OVERVIEW

The mandate of the South African Revenue Service (SARS) is to collect all revenues due, ensure optimal compliance with tax and customs legislation, and provide a customs and excise service that will facilitate legitimate trade as well as protect the economy and society.

It is SARS' mission to optimise revenue yield, facilitate trade and enlist new tax contributors by promoting awareness of the obligation to comply with South African tax and customs laws, and to provide quality and responsive service to the public.

OFFICE BEARERS

Commissioner: Prof Edward Christian Kieswetter

Deputy Commissioner: Ms Bridgitte Backman (Corporate and Enterprise Services), Mr Johnstone Makhubu (Taxpayer Engagement and Operations), Mr Carl Scholtz (Strategy, Enablement and Modernisation)

Chief Financial Officer: Mr Schalk Human

Chief Procurement Officer: Ms Bongiwwe Mabanga

Senior Management: Ms Jeanneé Padiachy (Chief of Staff), Dr Giorgio Raesich (Head: Liaison Unit), Mr Franz Tomasek (Head: Legislative Policy Tax, Customs and Excise)

Communications Officers: Mr Siphithi Sibeko (Media Spokesperson)

FINANCIAL INFORMATION*	2023/24	2022/23	2021/22
AUDIT OUTCOME	Clean Audit	Clean Audit	Financially Unqualified
FINANCIAL POSITION	R'000	R'000	R'000
Current Assets	2 223 049	1 866 147	1 871 175
Non-Current Assets	4 500 418	4 452 580	3 375 502
Total Assets	6 723 467	6 318 727	5 246 677
Current Liabilities	1 087 736	1 519 155	1 366 338
Non-Current Liabilities	389 547	397 288	633 199
Total Liabilities	1 477 283	1 916 443	1 999 537
Total Net Assets	5 246 184	4 402 284	3 247 140
FINANCIAL PERFORMANCE			
Total Revenue	13 923 885	12 372 896	11 796 897
Exchange Transactions	623 421	555 510	488 138
Non-Exchange Transactions	13 300 464	11 817 386	11 308 759
Total Expenditure	(13 098 110)	(12 024 987)	(11 597 677)
Employee Costs	(9 186 546)	(8 433 441)	(8 363 199)
Surplus/(Deficit) for Year	824 048	350 705	200 872
CASH FLOW			
Operating Activities	838 045	672 531	1 153 257
Investing Activities	(644 793)	(792 226)	(464 495)
Cash & Equivalents - Year End	1 541 112	1 361 636	1 479 099
UIFW EXPENDITURE**	32 529	1 377	741
HUMAN RESOURCES			
Posts Filled	12 805	12 360	12 875

Refer to p13 for more information on sources, methodology and definitions.

*Refer to nationalgovernment.co.za for a copy of the full Annual Report. **Total of Unauthorised, Irregular, Fruitless & Wasteful Expenditure.

Missed out on this publication?

Don't be left behind on our other definitive guides to government in South Africa.



Yes! Media's annual Government Handbooks are the most comprehensive guides to the various government layers in South Africa. Each publication focuses on a particular layer of government, and together they provide detailed information on more than 750 national and provincial departments, institutions, public entities and state-owned enterprises, as well as municipalities.

The comprehensive directories provide, in the case of each entity, relevant descriptive information, contact details, particulars of senior political and administrative officials, and financial and other performance information.

The Handbooks are aimed at government officials, local and foreign representatives of business, as well as investors and NGOs, who need complete, yet concise, reference sources to South African government.

Copies are distributed to senior government and municipal officials, government and industry bodies, investment promotion agencies and business chambers. Copies are sold to the private sector via our website.

Online versions of previous editions of our print publications can be viewed at books.yesmedia.co.za.



To advertise in future editions contact:
Jan Weiss | Email: jan@yesmedia.co.za | Tel: 021 447 6467

To order copies of current editions visit www.yesmedia.co.za.

ECONOMIC SERVICES AND INFRASTRUCTURE DEVELOPMENT



DEPARTMENT OF AGRICULTURE (DOA)	102
AGRICULTURAL PRODUCE AGENTS COUNCIL (APAC)	102
AGRICULTURAL RESEARCH COUNCIL (ARC)	102
NATIONAL AGRICULTURAL MARKETING COUNCIL (NAMC)	103
ONDERSTEPOORT BIOLOGICAL PRODUCTS (OBP)	104
PERISHABLE PRODUCTS EXPORT CONTROL BOARD (PPECB)	104
SOUTH AFRICAN VETERINARY COUNCIL (SAVC)	105
DEPARTMENT OF COMMUNICATIONS AND DIGITAL TECHNOLOGIES (DCDT)	105
INDEPENDENT COMMUNICATIONS AUTHORITY OF SOUTH AFRICA (ICASA)	106
.ZA DOMAIN NAME AUTHORITY (ZADNA)	106
BROADBAND INFRACO	107
FILM AND PUBLICATION BOARD (FPB)	108
NATIONAL ELECTRONIC MEDIA INSTITUTE OF SOUTH AFRICA (NEMISA)	108
SENTECH SOC LTD	109
SOUTH AFRICAN BROADCASTING CORPORATION SOC LTD (SABC)	109
SOUTH AFRICAN POST OFFICE (SAPO)	110
SOUTH AFRICAN POSTBANK SOC LTD	111
STATE INFORMATION TECHNOLOGY AGENCY (SITA)	111
TELKOM	112
UNIVERSAL SERVICE AND ACCESS AGENCY OF SOUTH AFRICA (USAASA)	112
DEPARTMENT OF ELECTRICITY AND ENERGY (DEE)	113
ESKOM HOLDINGS SOC LTD	113
NATIONAL ENERGY REGULATOR OF SOUTH AFRICA (NERSA)	114
NATIONAL NUCLEAR REGULATOR (NNR)	115
NATIONAL RADIOACTIVE WASTE DISPOSAL INSTITUTE (NRWDI)	115
NATIONAL TRANSMISSION COMPANY SOUTH AFRICA (NTCSA)	116
SOUTH AFRICAN NATIONAL ENERGY DEVELOPMENT INSTITUTE (SANEDI)	116
SOUTH AFRICAN NUCLEAR ENERGY CORPORATION (NECSA)	117
DEPARTMENT OF FORESTRY, FISHERIES AND THE ENVIRONMENT (DFFE)	117
ISIMANGALISO WETLAND PARK	118
SOUTH AFRICAN FORESTRY COMPANY SOC LIMITED (SAFCOL)	119
SOUTH AFRICAN NATIONAL BIODIVERSITY INSTITUTE (SANBI)	119
SOUTH AFRICAN NATIONAL PARKS (SANPARKS)	120
SOUTH AFRICAN WEATHER SERVICE	121
DEPARTMENT OF HUMAN SETTLEMENTS (DHS)	121
COMMUNITY SCHEMES OMBUD SERVICE (CSOS)	122
HOUSING DEVELOPMENT AGENCY (HDA)	122
NATIONAL HOME BUILDERS REGISTRATION COUNCIL (NHBC)	123
NATIONAL HOUSING FINANCE CORPORATION SOC LTD (NHFC)	124
PROPERTY PRACTITIONERS REGULATORY AUTHORITY (PPRA)	124
SOCIAL HOUSING REGULATORY AUTHORITY (SHRA)	125
DEPARTMENT OF LAND REFORM AND RURAL DEVELOPMENT (DLRRD)	126
COMMISSION ON RESTITUTION OF LAND RIGHTS	126
INGONYAMA TRUST BOARD	126
OFFICE OF THE VALUER-GENERAL	127
DEPARTMENT OF MINERAL AND PETROLEUM RESOURCES (DMPR)	128
ALEXKOR SOC LTD	128
CENTRAL ENERGY FUND SOC LTD (CEF)	129
COUNCIL FOR GEOSCIENCE (CGS)	129
MINE HEALTH AND SAFETY COUNCIL (MHSC)	130
MINTEK	131

TABLE OF BOOKMARKS

PETROLEUM, OIL AND GAS CORPORATION OF SOUTH AFRICA (PETROSA)	131
SOUTH AFRICAN DIAMOND AND PRECIOUS METALS REGULATOR (SADPMR)	132
STATE DIAMOND TRADER	132
DEPARTMENT OF SMALL BUSINESS DEVELOPMENT (DSBD)	133
SMALL ENTERPRISE DEVELOPMENT AND FINANCE AGENCY (SE DFA)	133
DEPARTMENT OF TOURISM (DT)	134
SOUTH AFRICAN TOURISM	134
DEPARTMENT OF TRADE, INDUSTRY AND COMPETITION (THE DTIC)	135
COMPANIES AND INTELLECTUAL PROPERTY COMMISSION (CIPC)	136
COMPANIES TRIBUNAL	136
COMPETITION COMMISSION	137
COMPETITION TRIBUNAL	138
EXPORT CREDIT INSURANCE CORPORATION OF SOUTH AFRICA SOC LTD (ECIC)	138
INDUSTRIAL DEVELOPMENT CORPORATION (IDC)	139
INTERNATIONAL TRADE ADMINISTRATION COMMISSION OF SOUTH AFRICA (ITAC)	140
INVESTSA ONE STOP SHOP	140
NATIONAL CONSUMER COMMISSION (NCC)	140
NATIONAL CONSUMER TRIBUNAL (NCT)	141
NATIONAL CREDIT REGULATOR (NCR)	142
NATIONAL EMPOWERMENT FUND (NEF)	142
NATIONAL GAMBLING BOARD (NGB)	143
NATIONAL LOTTERIES COMMISSION (NLC)	143
NATIONAL METROLOGY INSTITUTE OF SOUTH AFRICA (NMISA)	144
NATIONAL REGULATOR FOR COMPULSORY SPECIFICATIONS (NRCS)	145
SOUTH AFRICAN BUREAU OF STANDARDS (SABS)	145
SOUTH AFRICAN NATIONAL ACCREDITATION SYSTEM (SANAS)	146
TAKEOVER REGULATION PANEL	147
DEPARTMENT OF TRANSPORT (DOT)	147
AIR TRAFFIC AND NAVIGATION SERVICES (ATNS)	148
AIRPORTS COMPANY SOUTH AFRICA (ACSA)	148
CROSS-BORDER ROAD TRANSPORT AGENCY (C-BRTA)	149
DRIVING LICENCE CARD ACCOUNT (DLCA)	149
PASSENGER RAIL AGENCY OF SOUTH AFRICA (PRASA)	150
PORTS REGULATOR OF SOUTH AFRICA	150
RAILWAY SAFETY REGULATOR (RSR)	151
ROAD ACCIDENT FUND (RAF)	152
ROAD TRAFFIC INFRINGEMENT AGENCY (RTIA)	152
ROAD TRAFFIC MANAGEMENT CORPORATION (RTMC)	153
SOUTH AFRICAN AIRWAYS (SAA)	153
SOUTH AFRICAN CIVIL AVIATION AUTHORITY (SACAA)	154
SOUTH AFRICAN MARITIME SAFETY AUTHORITY (SAMSA)	154
SOUTH AFRICAN NATIONAL ROADS AGENCY SOC LTD (SANRAL)	155
TRANSNET SOC LTD	156
DEPARTMENT OF WATER AND SANITATION (DWS)	156
AMATOLA WATER	157
BREED-OLIFANTS CATCHMENT MANAGEMENT AGENCY	158
INKOMATI-USUTHU CATCHMENT MANAGEMENT AGENCY (IUCMA)	158
LEPELLE NORTHERN WATER	159
MAGALIES WATER	159
OVERBERG WATER BOARD	160
RAND WATER	160
TRANS-CALEDON TUNNEL AUTHORITY (TCTA)	161
UMNGENI-UTHUKELA WATER	162
VAAL CENTRAL WATER	162
WATER RESEARCH COMMISSION (WRC)	163

TABLE OF BOOKMARKS

DEPARTMENT OF AGRICULTURE (DOA)

CONTACT DETAILS

ADDRESS: 20 Steve Biko Street, Arcadia, Pretoria, 0002
TEL: 012 319 6000

OVERVIEW

The vision of the Department of Agriculture (DoA) is to have sustainable agriculture and food security for all. Its mission is to improve agricultural production to stimulate economic development and food security through sustainable livelihoods; innovative sustainable agriculture; and promotion of access to opportunities for youth, women and other vulnerable groups.

OFFICE BEARERS

Minister: Mr John Henry Steenhuisen (Minister of Agriculture) (DA)

Deputy Minister: Ms Rosemary Nokuzola Capa (Deputy Minister of Agriculture) (ANC)

Director General: Mr Mooketsa Ramasodi

Chief Financial Officer: Ms Mokete Mokono (Acting)

Deputy Directors General: Mr K Kgang (Acting: Corporate Support Services), Ms Kwena Komape (Economic Development, Trade and Marketing), Mr Nasele Mehlomakulu (Food Security and Agrarian Reform), Mr Dipepeneng Serage (Agriculture Production, Health and Food Safety)

Senior Management: Ms MJ Gabriel (Director: Water use and Irrigation Development), Mr Joel Mamabolo (Director: Animal Production)



agriculture

Department:
Agriculture
REPUBLIC OF SOUTH AFRICA



MINISTER
MR JH STEENHUISEN



DEPUTY MINISTER
MS RN CAPA



DIRECTOR GENERAL
MR M RAMASODI

Note: The Department of Agriculture (DoA) was formed from the previous Department of Agriculture, Land Reform and Rural Development (DALRRD). Financial information is not available for the new department. Refer to nationalgovernment.co.za for historical information about the previous department.

AGRICULTURAL PRODUCE AGENTS COUNCIL (APAC)

CONTACT DETAILS

ADDRESS: Unit 7 & 8, 6 De Havilland Crescent, Perseus Park, Perseus, Pretoria
TEL: 011 894 3680
WHATSAPP: 083 415 1640
WEB: apacweb.org.za



OVERVIEW

The objective of the Agricultural Produce Agents Council (APAC) is to regulate the occupations of fresh produce, export and livestock agents and to maintain and enhance the status and dignity of those occupations and the integrity of persons practicing those occupations.

The Council's mission is to: fulfil its mandate under the Act; protect against dishonest practices; uphold its responsibility to maintain and enhance the occupations of fresh produce, export and livestock agents; and position the Council to effectively contribute in the development and transformation of the agricultural sector. APAC's vision is to be an innovative, supportive, proactive and responsive regulatory body.

OFFICE BEARERS

Chairperson: Mr Thami Sebusi

Council Members: Mr Petrie Badenhorst, Mr Hendrik Eksteen, Ms Liezl Gelderblom, Mr Elton Jethas, Mr Dan Kriek, Ms JK Mabotja,

Mr HM Mamabolo, Mr L Manthata, Ms Lullu Matyolo, Mrs K Melouney, Dr Cobus Oberholster, Mr Jaco Oosthuizen, Mr Angelo Peterson, Mr S Shandu, Ms B Tlhabane, Mr I Weppenaar, Ms Alieen Zulch

Registrar: Mr Francois Knowles

Chief Financial Officer: Mrs Zodwa Cibane (Acting: Deputy Registrar)

Senior Management: Khodani Madula (Operations Manager), Ms Mari Munnick (Professional Assistant to Registrar and Admin: Registrations), Ms Phindi Netwane (Admin: Registrations), Mr Henning Stander (Compliance Officer), Mr Roelof van Wyk (Compliance Officer)

Communications Officers: Mr Marlow Rabie (Compliance Officer: Stock)

Secretary: Ms Desi van Zyl (Compliance Officer: Stock)

AGRICULTURAL RESEARCH COUNCIL (ARC)

CONTACT DETAILS

ADDRESS: 1134 Park Street, Hatfield, Pretoria
TEL: 012 427 9700
WEB: www.arc.agric.za
EMAIL: enquiry@arc.agric.za



OVERVIEW

The mission of the Agricultural Research Council (ARC) is to be a premier science institution that conducts research with partners, develops human capital and fosters innovation to support and develop the agricultural sector. The ARC's main functions are to: undertake and promote research, technology development and technology transfer; utilise the

technological expertise in its possession and make it generally available; publish information concerning its objectives and functions, and establish facilities for the collection and dissemination of information in connection with research and development; publish the results of research; establish and control facilities in the fields of research, technology development

Refer to p13 for more information on sources, methodology and definitions.

*Refer to nationalgovernment.co.za for a copy of the full Annual Report. **Total of Unauthorised, Irregular, Fruitless & Wasteful Expenditure.

TABLE OF BOOKMARKS

and technology transfer that the Council may determine from time to time; cooperate with departments of state, institutions, persons and other authorities for the promotion and conduct of research, technology development and technology transfer; promote the training of research workers by means of bursaries or grants-in-aid for research, technology development and technology transfer, and contribute financially; offer research, development and technology transfer programmes; hire or let facilities; and cooperate with persons and authorities in other countries conducting or promoting research, technology development and technology transfer in agriculture.

OFFICE BEARERS

Chairperson: Dr Joyene Isaacs

Deputy Chairperson: Dr Konanani Liphadzi

Council Members: Mr Goodman Gcaba, Dr Troy Govender,

Dr Owen Horwood, Dr Hilke Maartens, Dr Pieter Naude Malan, Mr Neo Harrison Masithela, Dr Poncho Mokaila, Ms Clarinda Elizabeth Simpson, Dr Jonty Tshipa

Chief Executive Officer: Dr Litha Magingxa (President and CEO)

Chief Financial Officer: Mr Abdul Carim

Senior Management: Dr Petronella Chaminuka (Acting Executive Manager: Research Support and Coordination), Ms Tshililo Mabirimisa (Executive Manager: Corporate Support), Dr Andrew Magadela (Acting Executive Manager: Animals and Biotechnology), Dr Yolisa Pakela-Jezile (Acting Executive Manager: Crops and Natural Resources), Dr Tebogo Sethibe (Acting Group Executive: Operations), Dr Hilton Vergotine (Acting Executive Manager: Shared Services)

Communications Officers: Ms Joy Peter (Senior Manager: Marketing and Communications)

FINANCIAL INFORMATION*	2023/24	2022/23	2021/22
AUDIT OUTCOME	Qualified	Qualified	Qualified
FINANCIAL POSITION	R'000	R'000	R'000
Current Assets	1 762 202	1 308 467	937 321
Non-Current Assets	2 041 915	2 002 050	1 983 650
Total Assets	3 804 117	3 310 517	2 920 650
Current Liabilities	620 309	411 000	259 493
Non-Current Liabilities	479 345	488 600	496 339
Total Liabilities	1 099 654	899 600	755 832
Total Net Assets	2 704 463	2 410 918	2 165 139
FINANCIAL PERFORMANCE			
Total Revenue	1 791 792	1 528 199	1 394 215
Exchange Transactions	747 040	466 364	365 069
Non-Exchange Transactions	1 044 752	1 061 835	1 029 146
Total Expenditure	(1 472 373)	(1 303 535)	(1 207 196)
Employee Costs	(812 754)	(787 733)	(761 882)
Surplus/(Deficit) for Year	293 545	206 210	157 921
CASH FLOW			
Operating Activities	481 151	468 801	345 094
Investing Activities	(136 126)	(60 759)	(50 288)
Cash & Equivalents – Year End	1 550 036	1 205 012	796 969
UIFW EXPENDITURE**	31 980	36	210 850
HUMAN RESOURCES	2023/24	2022/23	2021/22
Posts Approved	2 216	2 227	2 260
Posts Filled	1 948	1 971	2 108

NATIONAL AGRICULTURAL MARKETING COUNCIL (NAMC)

CONTACT DETAILS

ADDRESS: Hillcrest Office Park, 177 Dyer Road, Barbet Place, Ground Floor, Hillcrest, Pretoria

TEL: 012 341 1115

WEB: www.namc.co.za

EMAIL: info@namc.co.za



OVERVIEW

The mission of the National Agricultural Marketing Council (NAMC) is to provide agricultural marketing advisory services to key stakeholders in support of a vibrant agricultural marketing system in South Africa.

The Council's strategic objectives are to: increase market access for all market participants; promote the efficiency of the marketing of agricultural products; optimise export earnings from agricultural products; and enhance the viability of the agricultural sector.

The Council serves through the following initiatives: research on trade, linking farmers to markets, monitoring food prices and inputs costs, as well as value chain; development schemes aimed at leveraging the potential of smallholder agriculture through partnerships, as well as technical assistance and training programmes; industry trusts; bridging the communication gap between industry and the ministry; statutory measures; and investigating statutory measure applications.

OFFICE BEARERS

Chairperson: Mr Angelo Peterson

Deputy Chairperson: Ms Thandeka Ntshangase

Council Members: Prof Andre Jooste, Mr Sifiso Mhlaba, Ms Fezeka Mkile, Mr Jan Mocke, Ms Nonie Mokose, Ms Shandini Naidoo, Mr Gerhardus Schutte, Dr Thembi Xaba

Chief Executive Officer: Dr Simphiwe Ngqangweni

Chief Financial Officer: Ms Lebogang Dire

Senior Management: Mr Schalk Burger (Statutory Measures), Mrs Khumbuzile Mosoma (Agribusiness Development), Mr Bonani Nyhodo (Agricultural Trusts), Ms Nolwazi Simelane (Human Capital and Communications), Dr Mahlogedi Thindisa (Markets and Economic Research Centre)

Communications Officers: Mashao Mohale (Communication Manager)

FINANCIAL INFORMATION*	2023/24	2022/23	2021/22
AUDIT OUTCOME	Qualified	Financially Unqualified	Financially Unqualified
FINANCIAL POSITION	R'000	R'000	R'000
Current Assets	45 850	41 378	49 929
Non-Current Assets	2 763	3 359	3 573
Total Assets	48 613	44 737	53 502
Current Liabilities	30 907	31 052	42 338
Non-Current Liabilities	-	-	44
Total Liabilities	30 907	31 052	42 382
Total Net Assets	17 709	13 685	11 120
FINANCIAL PERFORMANCE			
Total Revenue	56 608	54 294	54 484
Exchange Transactions	5 347	2 855	2 997
Non-Exchange Transactions	51 261	51 439	51 487
Total Expenditure	(52 240)	(51 578)	(54 353)
Employee Costs	(35 841)	(37 950)	(37 712)
Surplus/(Deficit) for Year	4 345	2 703	24
CASH FLOW			
Operating Activities	1 713	(5 761)	(6 574)
Investing Activities	(512)	(551)	(860)
Cash & Equivalents – Year End	41 571	40 469	46 948
UIFW EXPENDITURE**	58	2 114	6 054
HUMAN RESOURCES	2023/24	2022/23	2021/22
Posts Approved	60	60	49
Posts Filled	39	44	45

Refer to p13 for more information on sources, methodology and definitions.

*Refer to nationalgovernment.co.za for a copy of the full Annual Report. **Total of Unauthorised, Irregular, Fruitless & Wasteful Expenditure.

TABLE OF BOOKMARKS

ONDERSTEPSPOORT BIOLOGICAL PRODUCTS (OBP)

CONTACT DETAILS

ADDRESS: 100 Old Soutpan Road, Onderstepoort, Pretoria, 0110
TEL: 012 522 1500
WEB: www.obpvaccines.co.za
EMAIL: info@obpvaccines.co.za



OVERVIEW

Onderstepoort Biological Products SOC Ltd (OBP) is a South African state-owned animal vaccine manufacturing company whose mandate is to prevent and control animal diseases that impact food security, human health and livelihoods.

The mandate is delivered through continued development of innovative products and efficient manufacturing, which ensures vaccine affordability and accessibility through varied distribution channels.

OFFICE BEARERS

Chairperson: Prof Peaceful Mabeta

Board Members: Mr Mokutule Kgobokoe, Dr Deenadayalen Konar, Mr Rajesh Mahabeer, Ms Sinovuyo Matai, Dr Natalie Skeepers, Dr Linda Makuleni Tomson

Chief Executive Officer: Dr Bethuel Nthangeni

Chief Financial Officer: Mr Jacques Botha (Interim)

Chief Operations Officer: Mr Collin Manickum

Senior Management: Dr Jacob Modumo (Interim: Marketing, Sales and Business Development Officer), Dr Nobalanda Mokoena (Acting: Chief Scientific Officer), Adv Peter Nthotso (Head: Legal and Company Secretary)

Communications Officers: Ms Zipho Linda (Communications Officer)

FINANCIAL INFORMATION*	2023/24	2022/23	2021/22
FINANCIAL POSITION	R'000	R'000	R'000
Current Assets	553 775	478 241	426 615
Non-Current Assets	385 597	388 615	343 344
Total Assets	939 372	866 856	769 959
Current Liabilities	119 675	91 693	34 258
Non-Current Liabilities	453 145	454 565	456 420
Total Liabilities	572 820	546 259	490 678
Total Net Assets	366 552	320 596	279 281
FINANCIAL PERFORMANCE			
Total Revenue	291 514	258 836	208 667
Total Expenditure	(248 772)	(227 167)	(203 310)
Employee Costs	(90 818)	(87 191)	(92 501)
Surplus/(Deficit) for Year	42 742	31 669	5 357
CASH FLOW			
Operating Activities	98 652	109 131	41 019
Investing Activities	(13 486)	(44 393)	(6 358)
Cash & Equivalents - Year End	458 531	373 371	308 778
UIFW EXPENDITURE**	3 153	8	424
HUMAN RESOURCES	2023/24	2022/23	2021/22
Posts Approved	265	278	278
Posts Filled	174	196	196

FINANCIAL INFORMATION*	2023/24	2022/23	2021/22
AUDIT OUTCOME	Qualified	Qualified	Financially Unqualified

PERISHABLE PRODUCTS EXPORT CONTROL BOARD (PPECB)

CONTACT DETAILS

ADDRESS: 45 Silberboom Avenue, Plattekleef
TEL: 021 930 1134
WEB: ppecb.com



OVERVIEW

The Perishable Products Export Control Board (PPECB) is an independent service provider of quality certification and cold chain management services for producers and exporters of perishable food products.

Established in 1926, the PPECB has delivered valuable services to the perishable products industry for over 90 years by enhancing the credibility of the South African export certificate and supporting the export competitiveness of South Africa's perishable product industries.

As a national public entity, the PPECB is constituted and mandated in terms of the Perishable Products Export Control Act 9 of 1983 to perform cold chain services. The PPECB also delivers inspection and food safety services assigned by the The Department of Agriculture, Land Reform and Rural Development (DALRRD). The presence of the PPECB in the export industry is furthermore enhanced by its recognition as an approved third country under the European Commission Regulation 543 of 2011.

OFFICE BEARERS

Chairperson: Ms Bongwiwe Njobe

Deputy Chairperson: Mr Michael Brinkhuis

Board Members: Mr Warren Bam, Mr Ian Beukes, Mr Derek Donkin, Ms Mariette Kotze, Mr Bonga Mavume, Dr Charlotte Nkuna, Ms Jill-Atwood Palm, Mr Nkhangweni Rambau, Ms Pheladi Tlomatsane

Chief Executive Officer: Mr Lucien Jansen

Chief Operations Officer: Mr Cyril Julius

Senior Management: Ms Bridgette Daries (Chief Information Officer), Ms Pinki Luwaca (Human Resources Executive)

Communications Officers: Mr Lucien Jansen (Information Officer), Ms Tina-Louise Rabie (Marketing and Communications Manager)

FINANCIAL INFORMATION*	2023/24	2022/23	2021/22
AUDIT OUTCOME	Clean Audit	Clean Audit	Clean Audit
FINANCIAL POSITION	R'000	R'000	R'000
Current Assets	230 309	224 543	225 747
Non-Current Assets	48 013	49 102	46 117
Total Assets	278 323	273 645	271 864
Current Liabilities	76 732	70 988	81 672
Non-Current Liabilities	-	-	-
Total Liabilities	76 732	70 988	81 672
Total Net Assets	201 590	202 657	190 192
FINANCIAL PERFORMANCE			
Total Revenue	627 917	596 517	562 457
Total Expenditure	(628 984)	(584 053)	(527 018)
Employee Costs	(440 687)	(414 117)	(374 484)
Surplus/(Deficit) for Year	(1 067)	12 465	35 438
CASH FLOW			
Operating Activities	(85 561)	10 323	33 126
Investing Activities	(7 069)	102 848	(26 157)
Cash & Equivalents - Year End	58 885	152 514	39 343
UIFW EXPENDITURE**	818	2 087	1 409
HUMAN RESOURCES	2023/24	2022/23	
Posts Filled		754	882

Refer to p13 for more information on sources, methodology and definitions.

*Refer to nationalgovernment.co.za for a copy of the full Annual Report. **Total of Unauthorised, Irregular, Fruitless & Wasteful Expenditure.

SOUTH AFRICAN VETERINARY COUNCIL (SAVC)

CONTACT DETAILS

ADDRESS: 26 Victoria Link Street, Route 21 Corporate Park, Nellmapius Drive, Irene, Pretoria
TEL: 012 345 6360
WEB: savc.org.za
EMAIL: registrar@savc.org.za



OVERVIEW

The South African Veterinary Council (SAVC) seeks, through the statutes of the Veterinary and Para-Veterinary Professions Act 19 of 1982, to serve the interest of the people of South Africa by: promoting competent, efficient, accessible and needs-driven service delivery in the animal health care sector; protect the health and well-being of animals and animal populations; protect and represent the interests of the veterinary and para-veterinary professions; regulate the professional conduct of the veterinary and para-veterinary professions; and set and monitor standards of both education and practice for the veterinary and para-veterinary professions.

Deputy Directors: Mr Chester Magardie (Corporate Services), Ms Ronel Mayhew (Information and Communications Technology), Mr Thami Mvunyiswa (Investigations)

Senior Management: Ms Renate Armstrong (Secretariat), Ms Minette Claassen (Facility Inspections Coordinator), Ms Talita Coetzee (Authorisation and Database Coordinator), Ms Lenora Erasmus (Education Coordinator), Ms Lorraine Mabaso (Complaints Coordinator), Ms Neo Tsumaki (Meetings and Professional Support)

Communications Officers: Ms Kedibone Chauchau (PR/ Communications Coordinator)

OFFICE BEARERS

President: Dr Nandipha Ndudane (President and Exco)
Vice President: Dr Brendan Tindall (Vice President and Exco)
Council Members: Ms Erika Bornman, Mr Bheki Dladla, Dr Susan Fouche, Dr SM Higgerty, Dr Tlotlo Kgasi, Dr Baratang Lubisi, Ms Nalini Maharaj, Dr Johan Marais, Dr Nthabiseng Mashigo (DALRRD Representative), Ms Busi Mogodi, Mr Thabiso Mohlabi, Dr Princess Moswa-Kato, Ms Jessica Mousley, Prof Nenene Qekwana, Mr Sphamandla Qwabe, Dr Paul van Dam, Dr Izak Venter
Administrator: Ms Micaela Farmer (Registrations), Ms Mandisa Gumede (Registrations), Ms Keneilwe Maledi (Registrations), Ms Zimkhitha Ngqola (Education), Ms Nombulelo Vetezo (Finance)
Registrar: Mr Mongezi Menye (CEO)
Chief Financial Officer: Mr Sive Nqawe (Director)
Directors: Ms Mpho Mojanaga (Registration), Ms Dinamarie Stoltz (Legal Affairs), Ms Leonie Westcott (Education)

FINANCIAL INFORMATION*	2023/24	2022/23	2021/22
AUDIT OUTCOME	Clean Audit	Clean Audit	Clean Audit
FINANCIAL POSITION	R'000	R'000	R'000
Current Assets	12 252	16 802	18 700
Non-Current Assets	21 975	20 863	20 224
Total Assets	34 227	37 664	38 924
Current Liabilities	3 102	3 442	3 953
Non-Current Liabilities	-	-	-
Total Liabilities	3 102	3 442	3 953
Total Net Assets	30 459	33 527	34 480
FINANCIAL PERFORMANCE			
Total Revenue	24 856	21 983	19 929
Total Expenditure	(24 831)	(21 894)	(19 864)
Employee Costs	(14 116)	(12 785)	(10 432)
Surplus/(Deficit) for Year	25	89	65

DEPARTMENT OF COMMUNICATIONS AND DIGITAL TECHNOLOGIES (DCDT)

CONTACT DETAILS

ADDRESS: iParioli Office Park, 1166 Park Street, Hatfield, Pretoria, 0001
TEL: 012 427 8000
WEB: www.dcdt.gov.za



communications & digital technologies

Department: Communications & Digital Technologies
REPUBLIC OF SOUTH AFRICA

OVERVIEW

The mission of the Department of Communications and Digital Technologies (DCDT) is to create an enabling environment for the provision of inclusive communication services to all South Africans in a manner that promotes socio-economic development and investment through broadcasting, new media, print media and other new technologies, and to brand the country locally and internationally.

The Department's strategic outcome-orientated goals are to: enable the maximisation of investment in the Information and Communications Technology (ICT) sector and create new competitive business opportunities for the growth of the ICT industry for socio-economic development; ensure that ICT infrastructure is accessible, robust, reliable, affordable and secure to meet the needs of the country and its people; accelerate the socio-economic development of South Africans and facilitate the building of an inclusive information society through partnerships with business and civil society, and the three spheres of government; improve departmental performance and enhance the role of ICT State-Owned Enterprises (SOEs) as the delivery arms of government; and contribute to the global ICT agenda prioritising Africa's development.



MINISTER
MR MS MALATSI



DEPUTY MINISTER
MR M GUNGUBELE



DIRECTOR GENERAL
MS NT JORDAN-DYANI

OFFICE BEARERS

Minister: Mr Mmoba Solomon Malatsi (Minister of Communications and Digital Technologies) (DA)
Deputy Minister: Mr Mondli Gungubele (Deputy Minister of Communications and Digital Technologies) (ANC)

Director General: Ms Nonkqubela Thathakahle Jordan-Dyani
Chief of Staff: Ms Nobuhle Xulu
Chief Financial Officer: Ms Refilwe Mafolo
Deputy Directors General: Mr Justice Libago (Acting), Mr Alfred Mashishi (Acting: ICT International Relations and Affairs), Mr Mlindi Mashologu (Information Society and Capacity Development), Mr Alfred Mmoto (Acting: ICT Policy Development and Strategy), Mr Tinyiko Ngobeni (ICT Infrastructure Development and Support), Mr Omega Shelembe (ICT Enterprise and Public Entity Oversight)
Chief Directors: Ms Pari Pillay (Director General's Office)

Refer to p13 for more information on sources, methodology and definitions.
 *Refer to nationalgovernment.co.za for a copy of the full Annual Report. **Total of Unauthorised, Irregular, Fruitless & Wasteful Expenditure.

TABLE OF BOOKMARKS

Senior Management: Ms Nomvuyiso Batyi (Presidential Commission Head), Ms Vuyolwetu Ntshinga (Head of Office), Mr Khathutshelo Ramukumba (Board Chairperson), Mr Thabo Shingange (Outreach and Stakeholder Relations Officer)

Communications Officers: Ms Nonkqubela Jordan-Dyani (Information Officer), Ms Xolisa Mnyute (Parliamentary and Cabinet Liaison Officer), Mr Kwena Moloto (Media Liason Officer and Spokesperson), Mr Luyanda Ndlovu (Deputy Information Officer)

Secretaries: Ms Tebogo Mathebula (Personal Assistant: Director General), Ms Mpho Matiwane (Private Secretary: Minister), Mr Charles Ramokopelwa (Private Secretary: Deputy Minister)

FINANCIAL INFORMATION*	2023/24	2022/23	2021/22
AUDIT OUTCOME	Clean Audit	Financially Unqualified	Financially Unqualified
APPROPRIATION STATEMENT	R'000	R'000	R'000
Total Final Appropriation	3 328 854	5 333 797	3 885 955
Actual Expenditure	3 279 655	5 221 342	3 569 464
Employee Compensation	270 655	264 964	271 487
Goods and Services	1 333 077	573 122	310 801
Capital Assets	5 569	9 886	8 716
UIFW EXPENDITURE**	73	17 749	19
HUMAN RESOURCES	2023/24	2022/23	2021/22
Posts Approved	337	337	333
Posts Filled	276	280	290

INDEPENDENT COMMUNICATIONS AUTHORITY OF SOUTH AFRICA (ICASA)

CONTACT DETAILS

ADDRESS: 350 Witch-Hazel Avenue, Eco Park Estate, Centurion, 0144

TEL: 012 568 3988/ 3000/ 3001

WEB: www.icasa.org.za

EMAIL: info@icasa.org.za



Independent Communications Authority of South Africa

OVERVIEW

The mission of the Independent Communications Authority of South Africa (ICASA) is to ensure that all South Africans have access to a wide range of high quality communication services at affordable prices.

The Authority's strategic objectives are linked to government's Outcomes-Based Approach. ICASA's strategic objectives are: increased access to available broadband spectrum; reduced regulatory burden for equipment manufacturers and importers; to protect consumers from harmful practices in the use of premium rated services; to develop a 5G Forum for South Africa; national radio frequency planning to align the RSA National Frequency Plan to WRC-15 outcomes; dynamic and opportunistic spectrum use; millimetre-wave band availability; broadband coverage availability information for consumers; imposition of obligations on licensees; increased competition and diversity in the commercial television broadcasting sector; increased competition in the electronic communications sector; reduced barriers to entry into the broadband market; reduced barriers to entry into the subscription broadcasting market; ECS/ECNS reseller market exemption regulations clarification; improved utilisation of spectrum; quality telecommunication services; harmonisation of cross-border communication; access to ICASA services; protection of consumers from harmful practices; promotion of consumer participation in the ICT sector; monitoring of compliance with licence terms and conditions by licensees; promotion of consumer participation in the ICT sector; consumer complaints resolution; promotion of consumer participation in the ICT sector; improved social cohesion through community the television broadcasting sector; promotion of a common national identity through broadcasting services; Nat Joint Operations instructions execution; improved ICASA awareness through consumer engagement campaigns; promotion of equitable coverage of elections; and transformation in the ICT Sector.

OFFICE BEARERS

Chairperson: Mr Mothibi Ramusi

Councillors: Ms Thabisa Faye, Ms Dikeledi Catherine Mushi, Ms Nompucuko Nontombana, Ms Ntombiza Patience Sithole

Chief Executive Officer: Mr Tshiamo Maluleka-Disemelo

Senior Management: Mr Nkhetheleni Gidi (Executive: Policy, Research and Analysis), Ms Fikile Hlongwane (Executive: Licensing and Compliance), Ms Julia Kenyane (Executive: Corporate Services), Mr Zakhele Kganakga (Executive: Human Resources), Mr Phil Molefe (Executive Engineering and Technology), Ms Ndivhuo Rabuli (Executive: Legal, Risk and Complaints and Compliance Committee)

Communications Officers: Ms Milly Matlou

FINANCIAL INFORMATION*	2023/24	2022/23	2021/22
AUDIT OUTCOME	Financially Unqualified	Financially Unqualified	Financially Unqualified
FINANCIAL POSITION	R'000	R'000	R'000
Current Assets	2 273 034	2 135 995	10 555 161
Non-Current Assets	113 253	122 383	129 225
Total Assets	2 386 287	2 258 379	10 684 386
Current Liabilities	1 728 126	1 585 857	10 479 583
Non-Current Liabilities	25 600	25 565	24 573
Total Liabilities	1 753 726	1 611 422	10 504 155
Total Net Assets	632 559	646 957	180 231
FINANCIAL PERFORMANCE			
Total Revenue	537 761	846 256	508 584
Exchange Transactions	63 063	73 418	14 560
Non-Exchange Transactions	474 698	772 838	494 024
Total Expenditure	(552 160)	(506 983)	(493 485)
Employee Costs	(344 713)	(326 666)	(321 483)
Surplus/(Deficit) for Year	(14 398)	339 273	15 099
CASH FLOW			
Operating Activities	173 678	232 949	447 337
Investing Activities	(23 130)	(15 082)	(18 683)
Cash & Equivalents - Year End	1 278 758	1 130 283	915 801
UIFW EXPENDITURE**	52 505	41 918	33 532
HUMAN RESOURCES	2023/24	2022/23	2021/22
Posts Approved	471	471	359
Posts Filled	335	331	307

.ZA DOMAIN NAME AUTHORITY (ZADNA)

CONTACT DETAILS

ADDRESS: 72 New Road, Glen Austin AH, Midrand

TEL: 010 020 3910

WEB: www.zadna.org.za

EMAIL: info@zadna.org.za



Refer to p13 for more information on sources, methodology and definitions.

*Refer to nationalgovernment.co.za for a copy of the full Annual Report. **Total of Unauthorised, Irregular, Fruitless & Wasteful Expenditure.

TABLE OF BOOKMARKS

OVERVIEW

The .za Domain Name Authority (ZADNA) is a not-for-profit company that manages and regulates the .za namespace.

The Authority is mandated to: comply with international best practice in administration; license and regulate registries; license and regulate registrars for the respective registries; publish guidelines on the general administration and management, requirements and procedures, and maintenance of and public access to a repository; enhance public awareness about the economic and commercial benefits of domain name registration; conduct such investigations as it may consider necessary; conduct research into and keep abreast of developments on the domain name system; continually survey and evaluate the extent to which the .za domain name space meets the needs of the community; issue information on the registration of domain names; make recommendations to the Minister in relation to policy on any matter relating to the .za domain namespace; continually evaluate the effectiveness of the Act; liaise, consult and cooperate with any person or other authority; appoint experts and other consultants on such conditions as the Authority may determine; and respect and uphold the vested rights and interests of parties that were actively involved in the management and administration of the .za domain name space at the date of its establishment.

OFFICE BEARERS

Chairperson: Ms Palesa Legoze

Deputy Chairperson: Ms Veronica Motloutsi

Board Members: Mrs Salome Chiloane-Nwabueze, Mr Qondile Khedama, Prof Daniel Mashao, Ms Sizo Mzizi, Mr Hangalakani Nkanyane, Ms Siphokazi Simandla, Dr Jonty Tshipa

Chief Executive Officer: Mr Molehe Michael Wesi

Senior Management: Mr Peter Madavhu (Executive Manager: Operations), Ms Kedibone Mpholeng (Executive Manager: Finance), Adv Lerato Seema (Executive Manager: Policy, Licensing and Regulation)
Communications Officers: Ms Angel Selebano (Manager: PR and Marketing)

FINANCIAL INFORMATION*	2023/24	2022/23	2021/22
AUDIT OUTCOME	Clean Audit	Clean Audit	Clean Audit
FINANCIAL POSITION	R'000	R'000	R'000
Current Assets	18 556	16 401	17 965
Non-Current Assets	13 158	13 198	12 720
Total Assets	31 714	29 599	30 686
Current Liabilities	3 641	3 475	2 823
Non-Current Liabilities	-	-	-
Total Liabilities	3 641	3 475	2 823
Total Net Assets	28 073	26 124	27 862
FINANCIAL PERFORMANCE			
Total Revenue	32 221	24 433	21 357
Total Expenditure	(30 374)	(26 649)	(18 456)
Employee Costs	(12 576)	(9 900)	(7 147)
Surplus/(Deficit) for Year	1 847	(2 216)	2 901
CASH FLOW			
Operating Activities	(7 038)	(1 742)	8 660
Investing Activities	(325)	(497)	(10 673)
Cash & Equivalents - Year End	4 462	11 825	14 064
UIFW EXPENDITURE**	-	-	-
HUMAN RESOURCES	2023/24	2022/23	2021/22
Posts Approved	25	21	20
Posts Filled	18	19	18

BROADBAND INFRACO

CONTACT DETAILS

ADDRESS: 2040 Octave Road, Radiokop, Honeydew

TEL: 011 235 1600

WEB: infraco.co.za

EMAIL: info@infraco.co.za



OVERVIEW

The vision of Broadband Infraco SOC Ltd is to provide communication services to enable a connected and transformed society. The Company's critical success factors are to: have access to funding; be customer-centric; have a resilient network; have participation in WACS; have high-speed broadband connectivity for all provinces, districts and municipalities in South Africa; continue the delivery of the SA Connect Project; add redundant links to all six neighbouring countries of South Africa; and have good relationships with Transnet, Eskom and the provinces.

The mission of Broadband Infraco is to strive to: expand the availability and affordability of access to communication services, including, but not limited to, underdeveloped and underserved areas; and enable the acceleration of the State's digital transformation through broadband connectivity.

OFFICE BEARERS

Chairperson: Ms Zandile Kabini

Board Members: Mr Den Dwane, Ms Ulandi Exner, Mr Lungile Mabece, Mr Patrick Lesiba Makape, Ms Bojane Segooa (Chairperson: Audit and Risk Committee), Mr Loyiso Tyira

Chief Executive Officer: Mr Gift Zowa

Chief Financial Officer: Ms Thuli Phakedi

Senior Management: Mr Peter Mafagana (Acting: Chief Technical Officer), Mr Mike Mojapelo (Executive: Compliance, Risk and Audit), Ms Irene Mokgohloa (Acting Executive: Human Resources), Ms Gloria Pete (Acting: Chief Marketing and Sales Officer)

Communications Officers: Ms Relebogile Mohatlane

FINANCIAL INFORMATION*	2023/24	2022/23	2021/22
AUDIT OUTCOME	Financially Unqualified	Financially Unqualified	Financially Unqualified
FINANCIAL POSITION	R'000	R'000	R'000
Current Assets	581 406	342 300	112 997
Non-Current Assets	753 108	859 230	918 788
Total Assets	1 334 514	1 201 530	1 031 785
Current Liabilities	977 995	728 744	452 531
Non-Current Liabilities	379 829	294 480	308 238
Total Liabilities	1 357 824	1 023 224	760 769
Total Net Assets	(23 310)	178 306	271 016
FINANCIAL PERFORMANCE			
Total Revenue	545 198	471 479	449 174
Total Expenditure	(746 816)	(588 683)	(569 009)
Employee Costs	(118 760)	(106 903)	(99 062)
Surplus/(Deficit) for Year	(201 618)	(117 204)	(119 835)
CASH FLOW			
Operating Activities	374 326	260 326	6 984
Investing Activities	(98 003)	(37 426)	(47 638)
Cash & Equivalents - Year End	496 476	220 560	26 880
UIFW EXPENDITURE**	17 205	22 900	37 297
HUMAN RESOURCES	2023/24	2022/23	2021/22
Posts Approved	155	155	155
Posts Filled	109	105	119

Refer to p13 for more information on sources, methodology and definitions.

*Refer to nationalgovernment.co.za for a copy of the full Annual Report. **Total of Unauthorised, Irregular, Fruitless & Wasteful Expenditure.

TABLE OF BOOKMARKS

FILM AND PUBLICATION BOARD (FPB)

CONTACT DETAILS

ADDRESS: 420 Witch-Hazel Street, Eco Glade 2, Eco Park, Centurion
TEL: 012 003 1400 / 0800 148 148
WEB: fpb.org.za
EMAIL: clientsupport@fpb.org.za



OVERVIEW

The mission of the Film and Publication Board (FPB) is to ensure efficient and effective consumer protection through regulation of films, games and certain publications, while empowering the public, especially children, through robust information sharing.

The Board regulates the media environment through the classification of content by: maintaining relevance to the values and norms of South African society through scientific research; balancing the right to freedom of expression with an obligation to protect children from exposure to potentially disturbing, harmful and inappropriate materials; and protecting children from sexual exploitation in media content, in order to educate the broader South African society to make informed choices.

OFFICE BEARERS

Chairperson: Ms Zama Mkosi
Deputy Chairperson: Dr Siya Tyali
Council Members: Mr Phosa Mashangoane, Adv L Nevondwe, Ms Zanele Nkosi, Dr Andile Nontso, Ms Lungelo Nxele, Ms Maggie Pillay, Ms Mpho Sedibe
Chief Executive Officer: Mr Ephraim Tlhako
Chief Financial Officer: Ms Hulisani Bridget Ramugadi
Chief Information Officer: Mr Jobe Bacwadi (Acting)
Senior Management: Adv Makhosazana Lindhorst (Acting Executive: Technology and Platform Monitoring and Regulatory Development and Enforcement), Ms Obakeng Maimane (Acting Manager: Communications and Marketing), Mr Mulalo Makhale (Manager: ICT), Adv Msengi Maluleke (Manager: Public Complaints), Ms Pheleka Mantshontsho (Manager: Risk and Compliance), Mr Tshepo Maseko (Manager: Platform Monitoring), Mr Vuledzani Matidza (Manager: Finance), Mr Makhwashane Matjeke (Regulatory Development and Research Analysis), Ms Lesego Mogoatlhe (Revenue Enhancement Manager), Mr Thapelo Mokwana (Manager: Strategic Partnership and Support), Ms Beverley Nkumanda (Executive: Corporate Services), Mr Vinesh Pithumbar (Manager: Classification and Quality Assurance), Mr Andrew Sebapu (Acting Manager: Regulatory Development and Analysis), Ms Sarah Setati (Chief Audit Executive)

Communications Officers: Ms Manala Botolo (Assistant Manager: Communications and Marketing), Ms Lynette Kamineth (Manager: Communications and Public Education)

FINANCIAL INFORMATION*	2023/24	2022/23	2021/22
AUDIT OUTCOME	Financially Unqualified	Clean Audit	Clean Audit
FINANCIAL POSITION	R'000	R'000	R'000
Current Assets	39 288	46 790	47 559
Non-Current Assets	19 469	19 096	19 469
Total Assets	58 757	65 886	67 028
Current Liabilities	22 901	18 119	19 963
Non-Current Liabilities	-	-	-
Total Liabilities	22 901	18 119	19 963
Total Net Assets	35 445	47 767	47 065
FINANCIAL PERFORMANCE			
Total Revenue	117 221	118 714	111 112
Exchange Transactions	13 361	15 844	10 175
Non-Exchange Transactions	103 860	102 870	100 937
Total Expenditure	(129 542)	(120 078)	(106 714)
Employee Costs	(80 095)	(65 452)	(65 437)
Surplus/(Deficit) for Year	(12 321)	(1 364)	4 397
CASH FLOW			
Operating Activities	274	(602)	8 134
Investing Activities	(3 598)	(2 018)	(1 027)
Cash & Equivalents - Year End	33 069	35 787	38 707
UIFW EXPENDITURE**	303	34	639
HUMAN RESOURCES	2023/24	2022/23	2021/22
Posts Approved	114	125	99
Posts Filled	101	96	98

NATIONAL ELECTRONIC MEDIA INSTITUTE OF SOUTH AFRICA (NEMISA)

CONTACT DETAILS

ADDRESS: 26 Canary Street, Auckland Park
TEL: 011 484 0583
WEB: nemisa2.co.za
EMAIL: info@nemisa.co.za



OVERVIEW

The National Electronic Media Institute of South Africa (NEMISA), in collaboration with the Department of Communications and Digital Technologies (DCDT), is focused on the implementation of programmes for the development of the required skills and competencies to leverage the power of modern ICTs in South Africa, thereby contributing to socio-economic development, improving service delivery and improving competitiveness through ICTs.

NEMISA's mission is to provide a national integrated e-skills development approach for sustainable socio-economic development in South Africa and to radically advance human capacity development in e-skills (digital skills).

OFFICE BEARERS

Chairperson: Mr Lionel Adendorf
Board Members: Ms Nomonde Hlatshaneni, Mr Peter Lentswane
Chief Executive Officer: Mr Trevor Rammitlwa
Senior Management: Mr Faizal Docrat (Chairperson: Social, Ethics and Transformation Committee [SETCOM]), Mr Cello Gardner (Executive Manager: Corporate Services), Prof Mpho Primus (Chairperson:

Programme and Academic Committee [PAAC]), Mr Rathish Seepersad (Chairperson: Human Resources, Remuneration and Nominations Committee [HRRNC]), Ms Clarinda Simpson (Chairperson: Audit and Risk Committee [ARC])

Communications Officers: Ms Busisiwe Lubisi, Mr Siphe Macanda

FINANCIAL INFORMATION*	2023/24	2022/23	2021/22
AUDIT OUTCOME	Clean Audit	Clean Audit	Financially Unqualified
FINANCIAL POSITION	R'000	R'000	R'000
Current Assets	26 327	45 423	68 859
Non-Current Assets	9 914	5 852	7 059
Total Assets	36 241	51 275	75 918
Current Liabilities	26 264	34 252	57 581
Non-Current Liabilities	277	290	285
Total Liabilities	26 541	34 541	57 866
Total Net Assets	9 700	16 734	18 052

Refer to p13 for more information on sources, methodology and definitions.

*Refer to nationalgovernment.co.za for a copy of the full Annual Report. **Total of Unauthorised, Irregular, Fruitless & Wasteful Expenditure.

TABLE OF BOOKMARKS

FINANCIAL INFORMATION*	2023/24	2022/23	2021/22
FINANCIAL PERFORMANCE			
Total Revenue	169 632	148 343	121 460
Exchange Transactions	53 477	13 598	9 740
Non-Exchange Transactions	116 155	134 745	111 720
Total Expenditure	(176 665)	(149 662)	(107 911)
Employee Costs	(30 538)	(31 791)	(27 855)
Surplus/(Deficit) for Year	(7 034)	(1 318)	13 549

FINANCIAL INFORMATION*	2023/24	2022/23	2021/22
CASH FLOW			
Operating Activities	(22 453)	(20 704)	453
Investing Activities	(6 618)	(888)	(3 162)
Cash & Equivalents - Year End	9 183	38 254	59 847
UIFW EXPENDITURE**	280	2 161	9 786
HUMAN RESOURCES			
Posts Approved	48	48	48
Posts Filled	35	42	46

SENTECH SOC LTD

CONTACT DETAILS

ADDRESS: Sender Technology Park, Octave Street, Honeydew, 2040
TEL: 011 471 4400
WHATSAPP: 060 062 5458
WEB: www.sentech.co.za
EMAIL: support@sentech.co.za

OVERVIEW

SENTECH Soc Ltd is a South African-based digital infrastructure and content delivery company providing services in South Africa and across the African continent. SENTECH has an extensive, strategically positioned infrastructure giving coverage to more than 80% of the South African population. This infrastructure gives SENTECH the ability to offer facility leasing and co-location on its masts. Its site location enables SENTECH to provide connectivity and infrastructure services to the retail, Telcos and public sectors. It provides broadcast transmission services to all commercial and public broadcasters, including daily service to over 150 community radio stations countrywide.

As holder of both an Individual Electronic Communications Network Services (I-ECNS) licence and an Individual Electronic Communications Services (I-ECS) licence, the Company can provide both voice-based telecommunications and multimedia services. SENTECH is a Schedule 3B Government enterprise in terms of the PFMA and derives its mandate from legislation, particularly the SENTECH Act and the Electronic Communications Act (ECA).

As a state-owned entity, SENTECH specialises in broadcasting signal distribution, connectivity, and digital infrastructure services, catering to a diverse clientele.

SENTECH remains integral in broadcasting, serving as the signal distributor for public, community and commercial broadcasters. With a network of 340 towers and masts leased to major mobile network operators, SENTECH maintains a national footprint. The Company continues to expand its digital infrastructure services, including data centres, OTT and broadband offerings, to meet the evolving needs of the market.

OFFICE BEARERS

Chairperson: Mr Themba Phiri (Interim)
Board Members: Mr Mbaso Metuse, Ms Mapuleng Moropa, Ms Veronica Motloutsi, Adv Nkhumeleni Anderson Mudunungu, Dr Tshavhuyo Sesane
Chief Executive Officer: Mr Tebogo Leshope (Acting)
Chief Financial Officer: Ms Clarinda Simpson
Chief Operations Officer: Mr Flenk Minisi (Acting)



Senior Management: Mr Zunaid Adams (Executive: Legal and Regulatory), Mr Marlon Finnis (Executive: Operations, Managed Infrastructure Business and Commercial Officer), Ms Ayanda Manqele (Company Secretary), Ms Ayanda Manqele, Ms Mabel Manyere (Acting Executive: Finance), Ms Kereng Motlhabi (Chief People Officer), Ms Nomahlubi Ogoh (Acting: Chief Technology and Information Officer), Mr Itumeleng Segaloe (Chief Strategy and Transformation Officer), Mr Kopano Thage (Chief Commercial Officer: Media Business), Mr Marius Venter (Acting Chief Commercial Officer: Broadband)
Communications Officers: Ms Penny Ntuli (Head: Brand and Communication)

FINANCIAL INFORMATION*	2023/24	2022/23	2021/22
AUDIT OUTCOME			
	Clean Audit	Clean Audit	Financially Unqualified
FINANCIAL POSITION			
	R'000	R'000	R'000
Current Assets	2 364 161	2 291 073	2 393 010
Non-Current Assets	1 879 300	2 002 071	2 024 872
Total Assets	4 243 461	4 293 144	4 417 882
Current Liabilities	690 658	539 492	611 200
Non-Current Liabilities	1 120 203	1 174 809	1 091 922
Total Liabilities	1 810 861	1 714 301	1 703 122
Total Net Assets	4 243 461	2 578 843	2 714 759
FINANCIAL PERFORMANCE			
Total Revenue	1 396 230	1 643 429	1 461 530
Total Expenditure	(1 543 052)	(1 791 148)	(1 350 757)
Employee Costs	(485 168)	(435 967)	(469 535)
Surplus/(Deficit) for Year	(146 822)	(147 719)	110 773
CASH FLOW			
Operating Activities	(406 486)	(465 227)	168 594
Investing Activities	696 875	149 933	(75 155)
Cash & Equivalents - Year End	630 989	269 681	2 151 215
UIFW EXPENDITURE**	20 143	12 834	2 181
HUMAN RESOURCES			
Posts Approved	564	564	564
Posts Filled	419	444	539

SOUTH AFRICAN BROADCASTING CORPORATION SOC LIMITED (SABC)

CONTACT DETAILS

ADDRESS: Cnr Henley & Artillery Roads, Auckland Park, Johannesburg
TEL: 011 714 9111
WHATSAPP: 060 553 2800
WEB: www.sabc.co.za/sabc
EMAIL: contactcentre@sabc.co.za



Refer to p13 for more information on sources, methodology and definitions.

*Refer to nationalgovernment.co.za for a copy of the full Annual Report. **Total of Unauthorised, Irregular, Fruitless & Wasteful Expenditure.

TABLE OF BOOKMARKS

OVERVIEW

The mission of the South African Broadcasting Corporation SOC Ltd (SABC) is to be a high performing, financially sustainable, digitised national public broadcaster that provides compelling, informative, educational and entertaining content via all platforms.

The objectives of the Corporation are to: ensure access of its services to all citizens to all citizens throughout the country; inform, educate and entertain; make services available in all official languages; reflect both the unity and diversity of the cultural and multilingual nature of South Africa, its regions and audiences; provide programming for children, women, youth and people with disabilities; broadcast national, developmental and minority sports; develop talent and showcase South African content; and provide independent news of a high quality.

OFFICE BEARERS

Chairperson: Mr Khathutshelo Ramukumba

Deputy Chairperson: Ms Nomvuyiso Batyi

Board Members: Dr Renee Horne, Ms Palesa Kadi, Ms Phathiswa Magopeni, Mr David Maimela, Ms Aifheli Makhwanya, Mr Dinkwanyane Mohuba, Ms Magdalene Moonsamy, Ms Rearabetsoe Motaung, Adv Tseliso Thipanyane, Mr Mpho Tsedu

Chief Executive Officer: Ms Nomsa Chabeli

Chief Financial Officer: Mr Tendai Matore

Chief Operations Officer: Mr Lungile Binza

Senior Management: Dr Vuyo Nyembezi Binza (Acting GE: Technology), Mr Themba Gwejela (GE: Corporate Affairs and Marketing), Mr Xolile Majija (GE: Legal, Governance and Regulatory), Ms Rachel Masuku (GE: Human Resources), Adv Tebogo Moshakga (Company Secretary), Ms Lala Tuku (Acting GE: Video Entertainment), Ms Deidre Uren (Acting GE: News and Editorial), Ms Nada Wotshela (GE: Radio)

Communications Officers: Ms Estel de Beer, Ms Mmoni Ngubane (Head: Corporate Affairs)

FINANCIAL INFORMATION*	2023/24	2022/23	2021/22
AUDIT OUTCOME	Financially Unqualified	Disclaimer	Qualified
FINANCIAL POSITION	R'000	R'000	R'000
Current Assets	1 511 421	1 617 008	2 311 606
Non-Current Assets	2 574 184	3 006 407	3 198 469
Total Assets	4 085 805	4 624 941	5 511 601
Current Liabilities	2 794 113	2 230 894	1 712 813
Non-Current Liabilities	1 328 343	1 374 576	1 338 165
Total Liabilities	4 122 456	3 605 470	3 050 978
Total Net Assets	(36 650)	1 019 471	2 460 623
FINANCIAL PERFORMANCE			
Total Revenue	5 221 071	4 810 606	5 131 663
Total Expenditure	(5 418 829)	(5 557 077)	(5 331 868)
Employee Costs	(1 913 501)	(2 000 957)	(2 009 154)
Surplus/(Deficit) for Year	(197 758)	(746 471)	(200 205)
CASH FLOW			
Operating Activities	(174 669)	(618 243)	(351 470)
Investing Activities	(128 456)	(299 222)	(109 040)
Cash & Equivalents - Year End	401 341	471 552	1 180 187
UIFW EXPENDITURE**	95 301	50 865	145 027
HUMAN RESOURCES	2023/24	2022/23	2021/22
Posts Approved	2 802	2 802	2 792
Posts Filled	2 234	2 270	2 297

SOUTH AFRICAN POST OFFICE (SAPO)

CONTACT DETAILS

ADDRESS: 497 Sophie de Bruyn & Jeff Masemola Streets, Pretoria, 0002

TEL: 012 407 7000

WEB: www.postoffice.co.za

EMAIL: customer.services@postoffice.co.za



OVERVIEW

As South Africa's designated postal operator, the South African Post Office SOC Ltd (SAPO) is a strategic national asset mandated to deliver universal access to postal, financial and public services - anchored in the principles of accessibility, affordability and inclusion.

Established under the Postal Act 44 of 1958 and the Postal Services Act 124 of 1998, SAPO plays a critical role in advancing government's developmental state agenda. It is a key enabler of public service delivery, inclusive economic participation and social integration - particularly in rural, underserved and historically marginalised communities.

With one of the largest physical networks in the country, SAPO connects government, business and citizens through a broad range of regulated services, including postal, courier, freight, financial and retail solutions. These offerings are delivered through a nationwide and cross-border retail and distribution platform.

SAPO remains committed to enhancing service delivery, advancing universal access, and enabling inclusive growth in line with South Africa's national development priorities.

OFFICE BEARERS

Accounting Authority: Mr Juanito Martin Damons (Business Rescue Practitioner), Mr Anoosh Rooplal (Business Rescue Practitioner)

Chief Executive Officer: Ms Fathima Gany (Acting)

Chief Financial Officer: Mr Lenny Govender (Acting)

Senior Management: Mr Johan Binedell (Acting: Chief Procurement Officer), Mr Martin Coetsee (Acting Operational Head: Retail Operations), Mr Solly Gaybba (Acting Operational Head: Processing, Last Mile and Logistics), Mr Ferdie Geyer (Interim General Manager: Properties), Mr Linesh Harpal (Acting General Manager: Sales), Mr Earl Jaftha (Acting: CIO), Mr Jikesh Jagbeer (General Manager: Office of the CEO), Mr Sekano Kgalanyane (General Manager: Logistics), Ms Dina Lume (Managing Director: DOCEX), Ms Tankiso Motaung (Acting: Company Secretary), Mr Mandla Ndaba (Interim Human Capital Management), Ms Karabo

Rapoo (Chief Risk Officer), Mr Mukovhe Ravhura (Interim Head of Legal), Mr Andre Stols (Acting: Chief Internal Audit), Mr Vossie Vos (Interim General Manager: Security and Investigations)

Communications Officers: Ms Louise Brugman, Ms Suzie Khumalo

FINANCIAL INFORMATION*	2023/24	2022/23	2021/22
AUDIT OUTCOME	Disclaimer	Disclaimer	Disclaimer
FINANCIAL POSITION	R'000	R'000	R'000
Current Assets	2 982 920	1 274 424	2 636 106
Non-Current Assets	2 227 360	3 001 958	3 362 767
Total Assets	5 210 280	4 317 533	6 143 240
Current Liabilities	3 684 996	9 758 442	9 134 653
Non-Current Liabilities	507 064	773 764	1 036 399
Total Liabilities	4 192 060	10 532 206	10 171 052
Total Net Assets	1 018 220	(6 214 673)	(4 027 812)
FINANCIAL PERFORMANCE			
Total Revenue	11 250 921	4 163 029	4 996 605
Total Expenditure	(5 953 503)	(6 283 187)	(7 231 453)
Employee Costs	(2 944 666)	(3 677 336)	(3 666 052)
Surplus/(Deficit) for Year	5 297 418	(2 120 158)	(2 234 848)
CASH FLOW			
Operating Activities	(275 159)	(727 642)	(1 085 341)
Investing Activities	37 221	664 982	800 451
Cash & Equivalents - Year End	2 578 479	543 054	605 642
UIFW EXPENDITURE**	57 310	337 898	853 588
HUMAN RESOURCES	2023/24	2022/23	2021/22
Posts Filled	10 854	12 637	14 460

Refer to p13 for more information on sources, methodology and definitions.

*Refer to nationalgovernment.co.za for a copy of the full Annual Report. **Total of Unauthorised, Irregular, Fruitless & Wasteful Expenditure.

SOUTH AFRICAN POSTBANK SOC LTD

CONTACT DETAILS

ADDRESS: 497 Sophie de Bruyn and Jeff Masemola Streets, Pretoria, 0002
TEL: 012 407 6022 / 0800 53 54 55
WEB: www.postbank.co.za
EMAIL: postbank.enquiries@postoffice.co.za



OVERVIEW

The South African Postbank is a deposit-taking state-owned banking institution. The government has announced plans to restructure and corporatise Postbank to enable it to expand its service range to include lending, bancassurance and other financial services critical to the attainment of the mandate of financial inclusion.

The mission of Postbank is to be the trusted partner of government in financial inclusion and it aims to offer inclusive, accessible, simple and secure channels, and in so doing, become the bank of choice for government, business and individual customers in the underserved communities.

Postbank draws its mandate from the Postbank Amendment Act 44 of 2013, which is primarily the provision of accessible and affordable financial services, including responsible lending, to the unbanked and underserved.

Although Postbank is not yet a registered bank, it is a full participant in the National Payments System, and it offers secure, reliable, accessible and affordable banking products such as card-based transactional accounts and book-based savings and investment accounts. After receiving a section 13 approval to establish a bank in July 2016, Postbank applied for a section 16 banking license in June 2017 and the approval process with the South African Reserve Bank (SARB) is nearing completion.

In 2019, the Department of Communications and Digital Technologies, announced the establishment of the South African Postbank Company, which was gazetted to take over the business of Postbank from the Post Office effective 1 April 2019. The Financial Matters Amendment Bill, adopted in early 2019 by Parliament, has paved the way for Postbank to get a banking licence from SARB.

OFFICE BEARERS

Board Members: Dr Adv Leigh Hefer-Hendrikse, Mr Gcobani Mancotywa
Chief Executive Officer: Mrs Nikki Mbengashe
Chief Financial Officer: Mr Innocent Hlungwani
Chief Operations Officer: Mrs Eurekha Singh
Chief Information Officer: Mrs Maphuti Setati (Acting)

Senior Management: Mr Thamsanqa Cele (Chief Commercial Officer), Mr Nimroth Gwetsa (Interim Chief Information Officer), Mrs Nokwanda Madondo (Chief: Human Resources Officer), Mr Rookeya Salajee (Chief Compliance Officer), Mr Wisani Shirinda (Interim Chief Audit Executive), Ms Nobuhle Sibeko (Company Secretary)
Communications Officers: Dr Bongani Diako (Head Communications Officer)

FINANCIAL INFORMATION*	2023/24	2022/23	2021/22
AUDIT OUTCOME	Qualified	Disclaimer	Disclaimer
FINANCIAL POSITION	R'000	R'000	R'000
Current Assets	9 799 577	10 716 562	12 910 462
Non-Current Assets	664 733	651 150	145 331
Total Assets	10 464 310	11 367 712	13 055 793
Current Liabilities	10 609 089	10 252 732	9 990 987
Non-Current Liabilities	15 261	18 646	682
Total Liabilities	10 624 350	10 271 378	9 991 669
Total Net Assets	(106 040)	1 096 334	3 064 124
FINANCIAL PERFORMANCE			
Total Revenue	5 392 596	2 196 684	1 966 269
Total Expenditure	(6 643 144)	(4 165 236)	(1 661 733)
Employee Costs	(181 858)	(156 441)	(161 133)
Surplus/(Deficit) for Year	(1 250 548)	(1 968 552)	304 536
CASH FLOW			
Operating Activities	17 708	(1 644 397)	2 090 674
Investing Activities	(104 728)	(970 492)	(370 748)
Cash & Equivalents - Year End	2 574 665	2 667 521	5 290 116
UIFW EXPENDITURE**	n/a	165 775	180 396
HUMAN RESOURCES	2023/24	2022/23	2021/22
Posts Filled	271	264	290

STATE INFORMATION TECHNOLOGY AGENCY (SITA)

CONTACT DETAILS

ADDRESS: 459 Tsitsa Street, Erasmuskloof, Pretoria
TEL: 012 482 3000
WEB: www.sita.co.za
EMAIL: contact.centre@sita.co.za



OVERVIEW

The mission of the State Information Technology Agency SOC Ltd (SITA) is to render an efficient and value added Information and Communications Technology (ICT) service to the public sector in a secure, cost-effective and integrated manner, contributing to citizen convenience.

OFFICE BEARERS

Chairperson: Ms Sedzani Mudau
Board Members: Mr Willie Mathebula (Representative: National Treasury), Mr Omega Shelembe (Representative: Department of Communications and Digital Technologies), Mr Willie Vukela (Representative: Department of Public Service and Administration), Adv Johannes Collen Weapond (Information Regulator)
Director: Mr Gopal Reddy (Acting)
Chief Financial Officer: Mr Molatlhegi Kgauwe

Senior Management: Ms Samkelisiwe Dube (Executive: Human Capital Management), Mr Musa Khumalo (Acting Executive: IT Infrastructure Services), Mr Xola Lingani (Executive: Internal Audit), Ms Malebo Mokwatlo (Acting Executive: Service Management), Mr Tshogofatso Mthombeni (Acting Executive: SCM), Mr Sidima Ntsangani (Executive: Applications Development and Maintenance), Mr Ntutule Tshenye (Executive: National and Regional Consulting Services)
Communications Officers: Ms Anthea Summers (Head: Corporate Communication), Mr Tlali Tlali (SITA Spokesperson and Head of Department: Corporate Affairs)

FINANCIAL INFORMATION*	2023/24	2022/23	2021/22
AUDIT OUTCOME	Disclaimer	Qualified	Qualified

Refer to p13 for more information on sources, methodology and definitions.

*Refer to nationalgovernment.co.za for a copy of the full Annual Report. **Total of Unauthorised, Irregular, Fruitless & Wasteful Expenditure.

TABLE OF BOOKMARKS

FINANCIAL INFORMATION*	2023/24	2022/23	2021/22
FINANCIAL POSITION	R'000	R'000	R'000
Current Assets	4 555 767	3 969 668	3 420 849
Non-Current Assets	1 426 864	1 259 656	1 233 360
Total Assets	5 982 631	5 229 324	4 654 209
Current Liabilities	1 253 998	962 403	919 806
Non-Current Liabilities	314 222	280 649	248 191
Total Liabilities	1 568 220	1 243 052	1 167 997
Total Net Assets	4 414 412	3 986 275	3 486 212
FINANCIAL PERFORMANCE			
Total Revenue	7 234 349	6 624 804	6 003 100
Exchange Transactions	7 234 023	6 622 296	3 003 100
Non-Exchange Transactions	326	2 511	-
Total Expenditure	(6 815 993)	(6 094 084)	(5 566 600)
Employee Costs	(2 166 342)	(2 057 116)	(979 082)
Surplus/(Deficit) for Year	418 356	530 720	436 500

FINANCIAL INFORMATION*	2023/24	2022/23	2021/22
CASH FLOW			
Operating Activities	234 110	389 417	594 120
Investing Activities	(419 774)	(152 435)	(192 817)
Cash & Equivalents - Year End	2 219 662	2 437 789	2 227 789
UIFW EXPENDITURE**	188 792	485 978	350 194
HUMAN RESOURCES	2023/24	2022/23	2021/22
Posts Approved	3 909	3 662	3 789
Posts Filled	3 441	3 236	3 290

TELKOM

CONTACT DETAILS

ADDRESS: 61 Oak Avenue, Highveld Park, Centurion, 0046

TEL: 012 311 3911

WEB: group.telkom.co.za

OVERVIEW

The vision of Telkom SOC Ltd is to lead in the converged Information and Communications Technology (ICT) market through deep and credible relationships and a distinctive customer experience.

Telkom's objectives are to: lead the provision of converged solutions; provide a quality network with reach that is unmatched; maintain its leading brand promise in the business community; create innovative and pervasive broadband consumer services; be the wholesale provider of choice in selected areas; and be the best place to work for, for committed and accountable people.

OFFICE BEARERS

Chairperson: Mr Geoffrey Qhena

Board Members: Mr Mlamli Booi, Ms Olufunke (Funke) Ighodaro, Mr Brian Kennedy, Ms Prudence Lebina, Mr Sibusiso Luthuli, Ms Ethel Matenge-Sebesho, Ms Mandlesilo Msimang, Mr Keith Rayner, Ms Ipeleng Selele, Dr Sibusiso Sibisi, Mr Herman Singh, Mr Sung Yoon

Chief Executive Officer: Mr Serame Taukobong (Group CEO)

Chief Financial Officer: Ms Nonkululeko Dlamini

Chief Information Officer: Mr Sello Mmakau

Senior Management: Mr Jonas Bogoshi (Chief Executive Officer: BCX Group), Mr Selby Khuzwayo (Acting CEO: Openserve), Ms Melody Lekota (Chief HR Officer), Ms Mpho McNamee (Chief of Corporate Affairs), Mr Sello Mmakau (Chief Digital Officer), Mr Dirk Reyneke (Chief: Capital Projects Officer), Mr Lunga Siyo (Chief Executive Officer: Small and Medium Business)

Communications Officers: Mr Mooketsi Mocumi, Batlile Phaladi



FINANCIAL INFORMATION*	2023/24	2022/23	2021/22
AUDIT OUTCOME	Clean Audit	Clean Audit	Clean Audit
FINANCIAL POSITION	R'000	R'000	R'000
Current Assets	16 216 000	17 317 000	16 124 000
Non-Current Assets	43 006 000	42 307 000	49 893 000
Total Assets	61 191 000	59 624 000	66 017 000
Current Liabilities	17 176 000	17 913 000	18 551 000
Non-Current Liabilities	17 359 000	17 550 000	13 422 000
Total Liabilities	35 016 000	35 463 000	31 973 000
Total Net Assets	26 175 000	24 161 000	34 044 000
FINANCIAL PERFORMANCE			
Total Revenue	44 014 000	47 681 000	42 900 686
Total Expenditure	(42 133 000)	(57 652 000)	(40 269 686)
Employee Costs	(7 895 000)	(9 292 000)	(8 693 000)
Surplus/(Deficit) for Year	1 881 000	(9 971 000)	2 631 000
CASH FLOW			
Operating Activities	8 003 000	5 126 000	8 152 000
Investing Activities	(6 197 000)	(5 827 000)	(9 298 000)
Cash & Equivalents - Year End	3 939 000	3 469 000	3 239 000
UIFW EXPENDITURE**	-	-	-

UNIVERSAL SERVICE AND ACCESS AGENCY OF SOUTH AFRICA (USAASA)

CONTACT DETAILS

ADDRESS: Building 1, Thornhill Office Park, 94 Bekker Road, Vorna Valley, Midrand, 1686

TEL: 011 564 1600

WEB: www.usaasa.org.za

EMAIL: Info@usaasa.org.za

OVERVIEW

The Universal Service and Access Agency of South Africa (USAASA) is a government body created by the Electronic Communications Act to ensure everyone has access to electronic communication and broadcasting services. USAASA manages the Universal Service and Access Fund, which provides funding to build ICT infrastructure in underserved areas and offers financial assistance to people in need to help cover ICT costs.



OFFICE BEARERS

Chairperson: Mr M Mnisi (Interim)

Board Members: Ms P Makobe, Ms Mapuleng Moropa, Mr M Sadiki, Ms Buhle Tonise

Chief Executive Officer: Mr Luyanda Ndlovu (Acting)

Chief Financial Officer: Ms Nakisani Matamela

Refer to p13 for more information on sources, methodology and definitions.

*Refer to nationalgovernment.co.za for a copy of the full Annual Report. **Total of Unauthorised, Irregular, Fruitless & Wasteful Expenditure.

TABLE OF BOOKMARKS

Senior Management: Mr Mduzuzi Kgatlane (Acting: Risk Manager), Mr Winile Lamani (National Programmes / Broadband), Ms Chwayita Madikizela (Executive Manager: Operations), Mr Jimmy Mashiane (Chief Audit Executive), Ms Angelique Matsimela (Broadcasting Digital Migration), Mr Thelela Mvambo (USAF and Broadcasting), Mr Trevor Nivi (Research, Policy and Strategy), Ms Lerato Petlele (Executive: Corporate Services), Mr Vhutshilo Ramaswana (Acting Executive Manager: Corporate Services), Ms Mary-Ann Ratlhogo (Senior Manager: Office of the CEO), Mr Thabiso Thukani (Executive Manager: Performance Management and Research)

Communications Officers: Ms Keitumetse Hlahatsi (Manager: Stakeholder and Communications)

FINANCIAL INFORMATION*	2023/24	2022/23	2021/22
AUDIT OUTCOME	Financially Unqualified	Financially Unqualified	Qualified
FINANCIAL POSITION	R'000	R'000	R'000
Current Assets	45 244	228 709	317 872
Non-Current Assets	774	1 273	1 158
Total Assets	46 018	229 982	319 030
Current Liabilities	5 066	44 253	17 442
Non-Current Liabilities	-	-	-
Total Liabilities	5 066	44 253	17 442
Total Net Assets	40 954	185 729	301 588

FINANCIAL INFORMATION*	2023/24	2022/23	2021/22
FINANCIAL PERFORMANCE			
Total Revenue	94 733	101 638	185 415
Exchange Transactions	12 078	15 605	8 360
Non-Exchange Transactions	82 655	86 033	177 055
Total Expenditure	(85 812)	(217 300)	(86 824)
Employee Costs	(57 147)	(67 077)	(59 812)
Surplus/(Deficit) for Year	8 921	(115 662)	98 591
CASH FLOW			
Operating Activities	(42 664)	(95 688)	88 533
Investing Activities	12 866	14 503	6 974
Cash & Equivalents - Year End	41 161	224 649	313 134
UIFW EXPENDITURE**	7 489	7 475	17 587
HUMAN RESOURCES			
Posts Approved	102	102	102
Posts Filled	66	88	92

DEPARTMENT OF ELECTRICITY AND ENERGY (DEE)

CONTACT DETAILS

ADDRESS: Matimba House, 192 Visagie Street, Pretoria, 0001

TEL: 012 406 8000

WEB: www.dmre.gov.za

OVERVIEW

The vision of the Department of Electricity and Energy (DEE) is to be a leader in the transformation of South Africa through economic growth and sustainable development in the energy sector. Its mission is to regulate, transform and promote the energy sector, providing sustainable and affordable energy for growth and development.

OFFICE BEARERS

Minister: Dr Kgositso David Ramokgopa (Minister of Electricity and Energy) (ANC)

Deputy Minister: Mrs Samantha Jane Graham-Maré (Deputy Minister of Electricity and Energy) (DA)

Director General: Mr S Pillay

Chief Financial Officer: Ms Y Chetty

Deputy Directors General: Dr K Bhugwandin (Energy Resources), Mr T Kekana (Energy Programmes and Projects), Mr Z Mbambo (Nuclear Energy Regulation and Management)

Chief Directors: Mr T Audat (Energy Planning), Mr G Nhlapho (Nuclear, Electricity and Gas Policy)

Senior Management: Ms T Mbata (Head Official: Planning)



electricity & energy

Department:
Electricity & Energy
REPUBLIC OF SOUTH AFRICA



MINISTER
DR KD RAMOKGOPA



DEPUTY MINISTER
MRS SJ GRAHAM-MARÉ

Note: The Department of Electricity and Energy (DEE) was formed from the previous Department of Mineral Resources and Energy (DMRE). Financial information is not available for the new department. Refer to nationalgovernment.co.za for historical information.

ESKOM HOLDINGS SOC LTD

CONTACT DETAILS

ADDRESS: Megawatt Park, Maxwell Drive, Sunninghill, Sandton, Johannesburg

TEL: 011 800 8111 / 086 003 7566

WEB: www.eskom.co.za

EMAIL: CSOnline@eskom.co.za

OVERVIEW

Eskom Holdings SOC Ltd is South Africa's primary electricity supplier, generating approximately 90% of the electricity used in South Africa. Eskom's strategic role remains to enable economic growth by providing a reliable and predictable electricity supply in an efficient and sustainable manner. It also contributes to job creation, skills development, transformation and broad-based black economic empowerment, in support of the National Development Plan (NDP) and other country initiatives.



Powering your world

OFFICE BEARERS

Chairperson: Dr Mteto Nyati

Board Members: Fathima Gany, Lwazi Goqwana, Mr Clive le Roux, Ms Ayanda Mafuleka, Mr Leslie Mkhabela, Dr Tshakani Mthombeni, Mr Bheki Ntshalintshali, Ms Tryphosa Romano, Dr Busisiwe Vilakazi, Dr Claudelle von Eck

Chief Executive Officer: Mr Dan Marokane

Chief Financial Officer: Mr Calib Cassim

Refer to p13 for more information on sources, methodology and definitions.

*Refer to nationalgovernment.co.za for a copy of the full Annual Report. **Total of Unauthorised, Irregular, Fruitless & Wasteful Expenditure.

TABLE OF BOOKMARKS

Senior Management: Mr Monde Bala (Group Executive: Distribution), Mr Roman Crookes (Group Executive: Group Capital), Mr Len de Villiers (Chief Technology and Information Officer), Ms Nontokoze Hadebe (Group Executive: Strategy and Sustainability), Dr Candice Hartley (Chief People Officer), Ms Portia Mngomezulu (Group Executive: Corporate Services), Mr Rivoningo Mnisi (Group Executive: Renewables), Mr Bheki Nxumalo (Group Executive: Generation), Mr Alfred Seema (Group Executive: Strategic Delivery)

Communications Officers: Ms Faith Burn (Chief Information Officer), Ms Daphne Mokwena (Eskom Spokesperson)

FINANCIAL INFORMATION*	2023/24	2022/23	2021/22
AUDIT OUTCOME	Qualified	Qualified	Qualified
FINANCIAL POSITION	R'000	R'000	R'000
Current Assets	115 450 000	84 652 000	83 173 000
Non-Current Assets	750 872 000	741 092 000	720 155 000
Total Assets	866 322 000	825 744 000	803 328 000
Current Liabilities	156 807 000	118 518 000	112 395 000
Non-Current Liabilities	486 657 000	473 282 000	453 876 000
Total Liabilities	643 464 000	591 800 000	566 271 000
Total Net Assets	222 858 000	233 944 000	237 057 000

FINANCIAL INFORMATION*	2023/24	2022/23	2021/22
FINANCIAL PERFORMANCE			
Total Revenue	299 858 000	270 879 000	325 539 000
Total Expenditure	(354 873 000)	(296 961 000)	(337 469 000)
Employee Costs	(35 096 000)	(32 321 000)	(32 985 000)
Surplus/(Deficit) for Year	(55 015 000)	(26 082 000)	(11 930 000)
CASH FLOW			
Operating Activities	40 396 000	41 527 000	54 024 000
Investing Activities	(44 943 000)	(33 814 000)	(32 403 000)
Cash & Equivalents - Year End	23 585 000	7 516 000	15 885 000
UIFW EXPENDITURE**	4 739 000	5 135 000	8 477 000

NATIONAL ENERGY REGULATOR OF SOUTH AFRICA (NERSA)

CONTACT DETAILS

ADDRESS: Kulawula House, 526 Madiba Street, Arcadia, Pretoria
TEL: 012 401 4600
WEB: www.nersa.org.za
EMAIL: info@nersa.org.za



OVERVIEW

The National Energy Regulator of South Africa (NERSA) is a regulatory authority established as a juristic person in terms of section 3 of the National Energy Regulator Act 40 of 2004. NERSA's mandate is to regulate the electricity, piped-gas and petroleum pipelines industries in terms of the Electricity Regulation Act 4 of 2006, Gas Act 48 of 2001 and Petroleum Pipelines Act 60 of 2003.

NERSA's vision is to be a recognised world-class leader in energy regulation and its mission is to regulate the energy industry in accordance with government laws and policies, standards and international best practices in support of sustainable development.

NERSA's mandate, as contained in the relevant legislation, is summarised as follows: Issuing of licences and setting pertinent conditions; setting and/or approving tariffs and prices; monitoring and enforcing compliance with licence conditions; dispute resolution including mediation, arbitration and the handling of complaints; gathering, storing and disseminating industry information; setting of rules, guidelines and codes for the regulation of the three industries; determination of conditions of supply and applicable standards; registration of import and production activities.

The role of NERSA is to ensure the development and sustainability of the electricity, piped-gas and petroleum pipelines industries, while facilitating the affordability of and accessibility to these industries, to balance the economic interests of all stakeholders, to ensure sustainable socio-economic development of South Africa and a better life for all.

OFFICE BEARERS

Chairperson: Mr Thembanzi Bukula
Deputy Chairperson: Ms Zandile Mpungose
Regulator Members: Ms Nomfundo Maseti (Full-Time Regulator Member: Piped-Gas), Mr Muzi Mkhize (Full-Time Regulator Member: Petroleum Pipelines), Ms Thembeke Semane (Part-Time Regulator Member), Mr Fungai Sibanda (Part-Time Regulator Member), Ms Precious Sibuya (Part-Time Regulator Member)
Chief Executive Officer: Adv Nomalanga Sithole (CEO and Full-Time Regulator Member)
Chief Financial Officer: Ms Bulelwa Pono
Chief Information Officer: Mr Daniel Totten
Senior Management: Ms Fiona Harrison (Executive Manager: Corporate Services), Mr Nhlahlhla Hlangwane (Acting: CHCO), Ms Masesi Malope (Chief Audit Executive), Dr Michael Maphosa (Senior Manager: RAR),

Ms Xolila Mtwa (Executive Manager: Petroleum Pipelines), Mr Sandile Ntanzi (Senior Manager: Regulator Support), Mr Thulebona Nxumalo (Executive Manager: Piped-Gas), Ms Zukiswa Potye (Senior Manager: Strategic Planning and Monitoring), Mr Mondli Shozi (Acting Executive Manager: Electricity)

Communications Officers: Mr Charles Hlebela (Head: Communications), Ms Wanda Langenhoven (PR and Marketing), Ms Poppie Mahlangu (Media Relations and Social Media Practitioner)

FINANCIAL INFORMATION*	2023/24	2022/23	2021/22
AUDIT OUTCOME	Financially Unqualified	Clean Audit	Clean Audit
FINANCIAL POSITION	R'000	R'000	R'000
Current Assets	175 629	212 082	251 050
Non-Current Assets	105 291	102 226	98 121
Total Assets	280 920	314 307	349 171
Current Liabilities	74 041	64 090	59 151
Non-Current Liabilities	-	-	-
Total Liabilities	74 041	64 090	59 151
Total Net Assets	206 879	250 217	290 020
FINANCIAL PERFORMANCE			
Total Revenue	370 855	353 092	344 198
Exchange Transactions	12 234	11 732	7 928
Non-Exchange Transactions	358 621	341 360	336 270
Total Expenditure	(414 377)	(393 655)	(346 475)
Employee Costs	(302 062)	(286 522)	(264 847)
Surplus/(Deficit) for Year	(43 338)	(40 055)	(3 250)
CASH FLOW			
Operating Activities	(38 381)	(30 192)	(6 754)
Investing Activities	(7 981)	(9 478)	(2 039)
Cash & Equivalents - Year End	122 168	168 530	208 200
UIFW EXPENDITURE**	-	-	-
HUMAN RESOURCES			
Posts Approved	252	252	252
Posts Filled	237	238	241

Refer to p13 for more information on sources, methodology and definitions.

*Refer to nationalgovernment.co.za for a copy of the full Annual Report. **Total of Unauthorised, Irregular, Fruitless & Wasteful Expenditure.

NATIONAL NUCLEAR REGULATOR (NNR)

CONTACT DETAILS

ADDRESS: Eco Glades Office Park, Eco Glades 2, Block G, Witch-Hazel Avenue, Highveld Ext 75, Eco Park, Centurion
TEL: 012 674 7100
WEB: nnr.co.za
EMAIL: enquiry@nnr.co.za



OVERVIEW

The mission of the National Nuclear Regulator (NNR) is to provide and maintain an effective and efficient national regulatory framework for the protection of people, property and the environment against nuclear damage.

The NNR is primarily mandated to monitor and enforce regulatory safety standards for the achievement of safe operating conditions, prevention of nuclear accidents or mitigation of nuclear accident consequences, resulting in the protection of workers, the public, property and the environment against the potential harmful effects of ionizing radiation or radioactive material. To fulfil its mandate, the NNR advocates the development and maintenance of appropriate regulatory frameworks for enforcing regulatory radiation safety standards that are consistent with the recommendations of the International Commission on Radiation Protection (ICRP) and the International Atomic Energy Agency (IAEA). The NNR's approach to regulatory functions is commensurate with the radiation risks associated with a specific facility or activity. These include functions such as safety case reviews and assessments, authorisations, compliance assurance inspections, enforcement, drafting of regulatory documents, and overseeing emergency planning and preparedness.

OFFICE BEARERS

Chairperson: Mr Protas Phili
Deputy Chairperson: Ms Dineo Peta
Board Members: Ms Nomvuyo Bahlekazi, Ms Vanessa Bendeman, Mr Paul Heeger, Mr Happy Khambule, Dr Nandi Malumbazo, Mr Katse Maphoto, Dr Pathmanathan Naidoo, Ms Margaret Phiri
Chief Executive Officer: Ms Ditebogo Kgomo (Information Officer)
Chief Financial Officer: Mr Dumisani Maluleke
Senior Management: Ms Louisa Mpete (Executive: Regulatory Improvement and Technical Services), Mr Thiagan Pather (Designate Executive: Nuclear Technology and NORM), Mr Orion Phillips (Executive: Nuclear Power Plant), Ms Anita Simon (Executive: Corporate Support Services)
Communications Officers: Mr Gino Moonsamy (Manager: Communication and Stakeholder Relations)

FINANCIAL INFORMATION*	2023/24	2022/23	2021/22
AUDIT OUTCOME	Clean Audit	Clean Audit	Clean Audit
FINANCIAL POSITION	R'000	R'000	R'000
Current Assets	187 421	173 499	145 050
Non-Current Assets	125 551	96 163	91 710
Total Assets	312 971	269 661	236 761
Current Liabilities	42 578	42 076	45 148
Non-Current Liabilities	7 422	9 115	22 147
Total Liabilities	50 000	51 191	67 295
Total Net Assets	262 971	218 470	169 465
FINANCIAL PERFORMANCE			
Total Revenue	344 510	327 593	291 926
Exchange Transactions	297 561	267 313	245 041
Non-Exchange Transactions	46 949	60 280	46 885
Total Expenditure	(300 009)	(278 588)	(290 574)
Employee Costs	(206 080)	(194 561)	(202 056)
Surplus/(Deficit) for Year	44 501	49 005	1 353
CASH FLOW			
Operating Activities	56 285	45 395	53 417
Investing Activities	(40 813)	(16 294)	(4 593)
Cash & Equivalents - Year End	183 873	168 401	141 915
UIFW EXPENDITURE**	-	-	22
HUMAN RESOURCES	2023/24	2022/23	2021/22
Posts Approved	163	183	181
Posts Filled	159	173	173

NATIONAL RADIOACTIVE WASTE DISPOSAL INSTITUTE (NRWDI)

CONTACT DETAILS

ADDRESS: Building X, Elias Motsoaledi Street Extension (Church Street West) R104, Pelindaba Brits Magisterial District, Madibeng Municipality, North West Province, 0240
TEL: 012 305 3222
WEB: www.nrwdi.org.za
EMAIL: info@nrwdi.org.za



OVERVIEW

The mission of the National Radioactive Waste Disposal Institute (NRWDI) is to provide environmentally safe and technologically innovate radioactive waste disposal solutions for the benefit of current and future generations.

OFFICE BEARERS

Chairperson: Ms Dorah Modise
Board Members: Mr Obed Baloyi, Dr Wolsey Barnard, Adv Derick Block, Ms Aneliswa Cele, Dr Kgaugelo Chiloane, Mr Justin Daniel, Dr Jabulani Maluleke, Ms Mamogala Musekene, Ms Tovhowni Nyamande, Mr Thabiso Pie, Mr Zukile Zibi
Chief Executive Officer: Mr Riedewaan Bakardien
Chief Financial Officer: Mr Justin Daniel
Chief Operations Officer: Mr Alan Carolissen (Radioactive Waste Disposal Operations)

Senior Management: Dr Mehauhelo Melaletsa (Acting Executive Manager: Corporate Services), Dr Peter Mkhabela (Executive Manager: Compliance Management), Dr Vusi Twala (Chief Technology Officer: Science Engineering and Technology)
Communications Officers: Ms Patricia Maanelo (Communications Officer), Ms Susan Monyai (Manager: Communications and Stakeholder Relations)
Secretary: Ms Veronica Ditsi (Personal Assistant: CEO)

FINANCIAL INFORMATION*	2023/24	2022/23	2021/22
AUDIT OUTCOME	Clean Audit	Clean Audit	Clean Audit

Refer to p13 for more information on sources, methodology and definitions.
 *Refer to nationalgovernment.co.za for a copy of the full Annual Report. **Total of Unauthorised, Irregular, Fruitless & Wasteful Expenditure.

TABLE OF BOOKMARKS

FINANCIAL INFORMATION*	2023/24	2022/23	2021/22
FINANCIAL POSITION	R'000	R'000	R'000
Current Assets	32 602	37 484	32 137
Non-Current Assets	6 264	2 619	3 230
Total Assets	38 866	40 103	35 366
Current Liabilities	7 866	9 237	8 635
Non-Current Liabilities	-	-	-
Total Liabilities	7 866	9 237	8 635
Total Net Assets	31 000	30 867	26 732
FINANCIAL PERFORMANCE			
Total Revenue	54 513	52 857	50 466
Exchange Transactions	4 027	2 553	1 300
Non-Exchange Transactions	50 486	50 304	49 166
Total Expenditure	(54 379)	(48 723)	(47 205)
Employee Costs	(40 725)	(39 087)	(37 451)
Surplus/(Deficit) for Year	133	4 135	3 260

FINANCIAL INFORMATION*	2023/24	2022/23	2021/22
CASH FLOW			
Operating Activities	(180)	5 678	3 866
Investing Activities	(4 858)	(537)	(893)
Cash & Equivalents - Year End	31 866	36 904	31 762
UIFW EXPENDITURE**	303	1	102
HUMAN RESOURCES	2023/24	2022/23	2021/22
Posts Approved	39	38	38
Posts Filled	36	33	33

NATIONAL TRANSMISSION COMPANY SOUTH AFRICA (NTCSA)

CONTACT DETAILS

ADDRESS: Megawatt Park, Maxwell Drive, Sunninghill, Sandton

TEL: 011 800 8111

WEB: www.ntcsa.co.za

EMAIL: info@ntcsa.co.za



OVERVIEW

The National Transmission Company South Africa (NTCSA) is committed to providing a robust and efficient transmission network, adept system operator services, and facilitate dynamic energy market operations for the benefit of South Africa and designated electricity stakeholders.

The NTCSA is a key player in the energy sector, dedicated to ensuring the reliability and resilience of the transmission network. Its team of highly skilled professionals work to maintain and enhance the infrastructure that forms the backbone of the South African electricity grid. The Company understands the critical importance of a dependable transmission network in meeting the evolving energy needs of the nation.

OFFICE BEARERS

Chairperson: Ms Priscillah Mabelane

Board Members: Dr Brian Armstrong, Ms Carmen le Grange, Mr Auke Lont, Ms Lungile Mashele, Ms Sedzani Mudau, Prof Francis Petersen, Ms Tryphosa Ramano, Ms Anu Sing, Mr Nkosinathi Solomon, Prof Mark Swilling, Dr Busisiwe Vilakazi

Chief Executive Officer: Mr Segomoco Scheppers (Interim Chief Executive Officer)

Chief Financial Officer: Ms Ragini Ramkumar (Interim)

Senior Management: Mr Andrew Etzinger (GM: Energy Market Services and International Trader), Ms Isabel Fick (GM: System Operator), Mr Naresh Hari (Acting: GM Transmission Project Delivery and GM: Engineering), Mr Mbulelo Kibido (GM: Operations and Maintenance [Grids]), Ms Pindi Mabena (GM: Office of the Chief Executive), Mr Jacob Machinjike (GM: Grid Planning and Development), Ms Nonkululeko Majozi (General Manager: Human Capital), Mr Victor Shikoana (Acting GM: Asset Management), Mr Ezekiel Thuntsane (Procurement and Supply Chain Management)

SOUTH AFRICAN NATIONAL ENERGY DEVELOPMENT INSTITUTE (SANEDI)

CONTACT DETAILS

ADDRESS: First Floor, CEF House, Upper Grayston Office Park,

152 Ann Crescent, Strathavon, Sandton

TEL: 011 038 4300

WEB: sanedi.org.za

EMAIL: information@sanedi.org.za



OVERVIEW

The mission of the South African National Energy Development Institute (SANEDI) is to advance innovation of clean energy solutions and rational energy use, which effectively supports South Africa's national energy objectives and the transition towards a sustainable low-carbon energy future.

SANEDI's main function is to direct, monitor and conduct applied energy research and development, demonstration and deployment, as well to undertake specific measures to promote the uptake of green energy and energy efficiency in South Africa.

OFFICE BEARERS

Chairperson: Mr Sicelo Xulu

Deputy Chairperson: Ms Lungile Mtiya

Board Members: Ms Ilze Baron, Ms Abigail Boikhutso, Mr Gerhard Fourie, Dr Rebecca Maserumule, Mr Mthokozisi Mpofu, Ms Noma Qase, Mr Jongikhaya Witi

Chief Executive Officer: Dr Titus Mathe

Chief Financial Officer: Ms Lethabo Manamela

Senior Management: Mr Mthetheleli Baqwa (Corporate Planning, Monitoring and Evaluation), Ms Mapula Mahlangu (HR Manager), Prof Sampson Mamphweli (Head: Energy Secretariat), Ms Faith Mkhacwa (General Manager: Energy Efficiency and Demand-Side Management), Mr Solomon Mngomezulu (Company Secretary / Legal Advisor), Prof Prathaban Moodley (General Manager: Applied Energy R&D and Innovation), Mr Jay Nankoo (IT Manager)

Communications Officers: Mr Funanani Netshitomboni (Communications and Stakeholder Practitioner)

Refer to p13 for more information on sources, methodology and definitions.

*Refer to nationalgovernment.co.za for a copy of the full Annual Report. **Total of Unauthorised, Irregular, Fruitless & Wasteful Expenditure.

TABLE OF BOOKMARKS

FINANCIAL INFORMATION*	2023/24	2022/23	2021/22
AUDIT OUTCOME	Clean Audit	Clean Audit	Clean Audit
FINANCIAL POSITION	R'000	R'000	R'000
Current Assets	297 543	369 119	321 828
Non-Current Assets	18 752	13 477	6 116
Total Assets	316 295	382 596	327 944
Current Liabilities	185 594	192 934	156 489
Non-Current Liabilities	-	-	-
Total Liabilities	185 594	192 934	15 489
Total Net Assets	130 701	189 662	171 455

FINANCIAL INFORMATION*	2023/24	2022/23	2021/22
FINANCIAL PERFORMANCE			
Total Revenue	119 012	120 499	100 977
Exchange Transactions	31 271	19 803	13 404
Non-Exchange Transactions	87 741	100 696	87 573
Total Expenditure	(177 970)	(102 293)	(85 412)
Employee Costs	(55 085)	(35 784)	(39 962)
Surplus/(Deficit) for Year	(58 958)	18 206	15 565
CASH FLOW			
Operating Activities	(67 903)	69 989	45 607
Investing Activities	(11 826)	(11 131)	(2 436)
Cash & Equivalents - Year End	282 913	362 642	303 784
UIFW EXPENDITURE**	46	-	566
HUMAN RESOURCES			
Posts Approved	81	59	57
Posts Filled	74	54	46

SOUTH AFRICAN NUCLEAR ENERGY CORPORATION (NECSA)

CONTACT DETAILS

ADDRESS: Elias Motsoaledi Street (Church Street West Extension), R104 Pelindaba, Madibeng Municipality
TEL: 012 305 4911
WEB: www.necsa.co.za
EMAIL: communication@necsa.co.za



OVERVIEW

The mission of the South African Nuclear Energy Corporation SOC Ltd (NECSA) is to develop, utilise and manage nuclear technology for national and regional socio-economic development through: applied research and development; commercial application of nuclear and associated technology; fulfilling the state's nuclear obligations; contributing to the development of skills in science and technology; total commitment to health, safety and care for the environment; developing and empowering its human resource base; and satisfying stakeholder expectations.

OFFICE BEARERS

Chairperson: Mr David Nicholls

Board Members: Ms Adila Chowan, Mr Michiel Combrink, Mr Hilton Lazarus, Mr Xolisa Mabhongo, Dr Philemon Magampa, Mr Suren Maharaj, Dr Mosidi Makgae, Ms Bessie Makgopa, Mr Leonard Mavuso, Mr Joseph Shayi

Chief Executive Officer: Mr Loyiso Tyabashe

Senior Management: Ms Qhamkile Boyed (Group Executive: Strategy and Business Enablement), Precious Hawadi (Group Executive: Financial Capital), Ms Vuyokazi Mkwaga (Head: Integrated Assurance), Mr Ayanda Myoli (Group Executive: Nuclear Operations and Advance Manufacturing), Ms Fakazile Nyembe (Necsa Group Company Secretary), Dr Pradish Rampersadh (Group Executive: Research and Innovation), Mr Petrus Schutte (MD: Pelchem), Mr Sengiphile Simelane (Power and Industry), Ms NF Tengimfene (General Manager: Corporate Communication and Stakeholder Relations), Mr Thabo Tselane (MD: Nuclear Radioisotopes [NTP])

Communications Officers: Dr Nikelwa Tengimfene (Senior Manager: Corporate Communication and Stakeholder Relations)

FINANCIAL INFORMATION*	2023/24	2022/23	2021/22
AUDIT OUTCOME	Financially Unqualified	Qualified	Disclaimer
FINANCIAL POSITION	R'000	R'000	R'000
Current Assets	1 983 278	1 857 851	1 480 797
Non-Current Assets	5 435 875	4 683 013	5 351 550
Total Assets	7 419 153	6 540 864	6 832 347
Current Liabilities	1 203 744	1 257 700	1 002 328
Non-Current Liabilities	5 431 898	4 643 746	5 333 319
Total Liabilities	6 635 642	5 901 446	6 335 647
Total Net Assets	783 511	639 418	496 700
FINANCIAL PERFORMANCE			
Total Revenue	3 514 174	3 847 620	4 123 687
Total Expenditure	(3 405 478)	(3 722 168)	(4 202 514)
Employee Costs	(1 204 315)	(1 108 551)	(1 106 580)
Surplus/(Deficit) for Year	108 696	125 452	(78 827)
CASH FLOW			
Operating Activities	363 658	320 973	284 079
Investing Activities	(197 017)	(142 678)	(96 718)
Cash & Equivalents - Year End	1 116 258	960 260	790 470
UIFW EXPENDITURE**	3 805	27 378	3 272
HUMAN RESOURCES			
Posts Approved	n/a	1 850	2 077
Posts Filled	1 614	1 687	1 175

DEPARTMENT OF FORESTRY, FISHERIES AND THE ENVIRONMENT (DFFE)

CONTACT DETAILS

ADDRESS: 473 Steve Biko & Soutpansberg Roads, Arcadia, Pretoria, 0083
TEL: 086 111 2468
WEB: www.dffe.gov.za
EMAIL: callcentre@dffe.gov.za



**forestry, fisheries
& the environment**

Department:
Forestry, Fisheries and the Environment
REPUBLIC OF SOUTH AFRICA

Refer to p13 for more information on sources, methodology and definitions.

*Refer to nationalgovernment.co.za for a copy of the full Annual Report. **Total of Unauthorised, Irregular, Fruitless & Wasteful Expenditure.

TABLE OF BOOKMARKS

OVERVIEW

The Department of Forestry, Fisheries and the Environment (DFFE) was renamed on 1 April 2021, from the previous Department of Environment, Forestry and Fisheries (DEFF). In June 2019 the DFFE had been established by incorporating the forestry and fisheries functions from the previous Department of Agriculture, Forestry and Fisheries into the Department of Environmental Affairs.

The DFFE mandated to give effect to the right of citizens to an environment that is not harmful to their health or well-being, and to have the environment protected for the benefit of present and future generations. To this end, the Department provides leadership in environmental management, conservation and protection towards sustainability for the benefit of South Africans and the global community. The Department's strategic objectives are to: provide leadership, strategic, centralised administration, executive support, corporate services, and facilitate effective cooperative governance, international relations, and environmental education and awareness; promote the development and implementation of an enabling legal regime and licensing/authorisation system to ensure enforcement and compliance with environmental law; promote, manage and provide strategic leadership on oceans and coastal conservation; improve air and atmospheric quality, lead and support, inform, monitor and report efficient and effective international, national and significant provincial and local responses to climate change; ensure the regulation and management of all biodiversity, heritage and conservation matters in a manner that facilitates sustainable economic growth and development; implement expanded public works and green economy projects in the environmental sector; and manage and ensure that chemicals and waste management policies and legislation are implemented and enforced in compliance with chemicals and waste management authorisations, directives and agreements.

OFFICE BEARERS

Minister: Dr Dion Travers George (Minister of Forestry, Fisheries and the Environment) (DA)

Deputy Minister: Mr Narend Singh (Deputy Minister of Forestry, Fisheries and the Environment) (IFP), Ms Bernice Swarts (Deputy Minister of Forestry, Fisheries and the Environment) (ANC)

Director General: Ms Nomfundo Tshabalala

Chief of Staff: Ms Lee-Anne Levendal

Chief Financial Officer: Ms Andiswa Oyama Jass

Deputy Directors General: Ms Vanessa Bendeman (Regulatory Compliance and Sector Monitoring), Mr Lisolomzi Assaph Fikizolo (Ocean and Coasts), Mr Maesela Kekana (Climate Change and Air Quality, and Sustainable Development), Ms Mmamokgadi Mashala (Corporate



MINISTER
DR DT GEORGE



DEPUTY MINISTER
MR N SINGH



DEPUTY MINISTER
MS B SWARTS

Management Services), Ms Sue Middleton (Fisheries Management), Ms Nonhlanhla Mkhize (Environmental Programmes), Ms Mohlago Flora Mokgohloa (Biodiversity and Conservation), Ms Mamogala Musekene (Chemicals and Waste Management), Ms Pumeza Nodada (Forestry Management)

Senior Management: Mr Chris Mashilo (Stakeholder and Special Programmes), Mr Wimpie Oelofse (Director: Internal Audit)

Communications Officers: Ms Noma Bolani, Ms Dudu Maseko (Head of Office and Cabinet Liaison: Deputy Minister Swarts), Mr Peter Mbelengwa (Chief Director: Head of Communications, Advocacy, and Spokesperson), Adv Anthony Mitchell (Head of Office and Cabinet Liaison: Deputy Minister Singh), Mr Zolile Nqayi (Director Communication: Cape Town)

Secretaries: Ms Nomonde Magagula (Private Executive Secretary: Minister), Ms Sizwe Mhlungu (Private and Appointment Secretary: Deputy Minister Swarts), Ms Siphokazi Vanda (Executive Support: Director General), Ms Nomvula Zulu (Private and Appointment Secretary: Deputy Minister Singh)

FINANCIAL INFORMATION*	2023/24	2022/23	2021/22
AUDIT OUTCOME	Financially Unqualified	Financially Unqualified	Qualified
APPROPRIATION STATEMENT	R'000	R'000	R'000
Total Final Appropriation	9 684 137	9 100 413	9 217 798
Actual Expenditure	9 525 051	8 859 307	7 496 949
Employee Compensation	2 117 419	2 046 222	2 043 670
Goods and Services	3 650 906	3 395 547	2 702 921
Capital Assets	167 501	203 632	126 870
UIFW EXPENDITURE**	109 835	629 827	1 486 912
HUMAN RESOURCES	2023/24	2022/23	2021/22
Posts Approved	4 015	4 148	4 100
Posts Filled	3 281	3 354	3 441

ISIMANGALISO WETLAND PARK

CONTACT DETAILS

ADDRESS: The Dredger Harbour, St Lucia

TEL: 035 590 1633

WHATSAPP: 064 867 3232

WEB: isimangaliso.com

EMAIL: info@isimangaliso.com



OVERVIEW

The iSimangaliso Authority's business is to conserve the iSimangaliso Wetland Park and to create jobs and benefits for communities living in and adjacent to the Park through optimal tourism-based development. iSimangaliso is therefore in the business of conservation, local economic development and tourism.

Park establishment programmes have seen the removal of some 12 000ha of alien plants and commercial forests. Wetland and dune rehabilitation programmes, the introduction of game, runway upgrades, the building of new roads, game fences, new water supply, and bulk electricity supply systems and substations have all contributed to building the new Park.

OFFICE BEARERS

Chairperson: Inkosi M Tembe

Deputy Chairperson: Ms T Sosibo

Board Members: Mr B Mhlongo, Ms N Mlambo, Mr G Nair, Ms S Ngcobo, Mr B Ngobeni, Mr S Nkosi, Prof P Small

Chief Executive Officer: Mr Sibusiso Bukhosini

Chief Financial Officer: Ms Qhamu Mntambo

Senior Management: Mr Siduduzo Gina (SCM Manager), Mr Malusi Hlengwa (Manager: Information Communication Technology), Mr Caiphus Khumalo (Executive Manager: Socio-Economic, Environment Development), Ms Sithembile Khumalo (Senior Manager: Socio-economic, Environment Development), Ms Nonku Lafuleni (Training and Capacity Building Manager), Mr Bheki Mabika (Tourism Contract Manager), Ms Dumisile Mabika (Finance Manager), Mr Mduduzi Mahlinza (Manager: Socio-Economic, Environment Development), Mr Siboniso Mbense (Manager: Environmental Compliance), Ms Nombusa Memela (Manager: Human Resources), Mr Robert Mhlongo (Manager: Socio-Economic, Environment Development), Mr Carl Myhill (Manager: Land Care),

Refer to p13 for more information on sources, methodology and definitions.

*Refer to nationalgovernment.co.za for a copy of the full Annual Report. **Total of Unauthorised, Irregular, Fruitless & Wasteful Expenditure.

TABLE OF BOOKMARKS

Mr Jabulani Ngubane (Executive Manager: Tourism and Marketing), Ms Lungile Ntuli (Manager: Strategy and Support), Mr Sizo Sibiya (Executive Manager: Biodiversity Conservation), Ms Tholakele Tembe (Manager: Programmes and Projects), Ms Keletso Tembe (Executive Manager: Technical Services)

Communications Officers: Mr Bheki Manzini (Manager: Communications and Public Relations, Head: Communications), Ms Balungile Sibiya (Executive Assistant: CEO)

FINANCIAL INFORMATION*	2023/24	2022/23	2021/22
AUDIT OUTCOME	Clean Audit	Clean Audit	Financially Unqualified
FINANCIAL POSITION	R'000	R'000	R'000
Current Assets	138 881	224 154	207 110
Non-Current Assets	933 036	853 587	769 522
Total Assets	1 071 917	1 077 741	976 633
Current Liabilities	194 160	211 173	116 966
Non-Current Liabilities	-	-	-
Total Liabilities	194 160	211 173	116 966
Total Net Assets	877 757	866 567	859 666

FINANCIAL INFORMATION*	2023/24	2022/23	2021/22
FINANCIAL PERFORMANCE			
Total Revenue	443 997	401 635	310 670
Exchange Transactions	67 003	58 484	33 364
Non-Exchange Transactions	376 993	343 151	277 305
Total Expenditure	(432 807)	(394 505)	(309 359)
Employee Costs	(72 958)	(63 811)	(43 484)
Surplus/(Deficit) for Year	11 189	7 130	1 311
CASH FLOW			
Operating Activities	24 183	270 394	(19 776)
Investing Activities	(177 384)	(130 303)	(83 262)
Cash & Equivalents - Year End	49 701	202 902	62 811
UIFW EXPENDITURE**	120	1 023	49 096
HUMAN RESOURCES			
Posts Approved	69	98	98
Posts Filled	61	52	47

SOUTH AFRICAN FORESTRY COMPANY SOC LIMITED (SAFCOL)

CONTACT DETAILS

ADDRESS: P210 Aramist Avenue, Menlyn Maine, Pretoria

TEL: 012 436 6300

WEB: www.safcol.co.za

EMAIL: info@safcol.co.za



OVERVIEW

The vision of the South African Forestry Company SOC Limited (SAFCOL) is to be a leader in sustainable forests and commercial forest products.

Its mission is to: grow its business in the forestry value chain; maximise stakeholder value through strategic partnerships; facilitate sustainable economic transformation of the forestry industry and thereby uplift communities; and maintain practices that are economically viable, environmentally acceptable and socially beneficial.

OFFICE BEARERS

Chairperson: Prof E Nesamvuni

Board Members: N Baloyi, N Balton, N Grootboom, L Long, ZJ Madula, L Malema, NY Memani, SF Mkhize, N Nkosi

Chief Executive Officer: Mr Sibalo Dlamini (Acting)

Chief Financial Officer: Mr D Human

Chief Operations Officer: Mr Klaas Mokobane (Acting)

Chief Information Officer: Ms M Gaeganelwe

Senior Management: Mr Vishal Harichund (Executive: Strategy and Commercial), Ms L Letsoalo (Acting: Company Secretary), Ms Dimakatso Motseko (Executive: Human Capital), Mr Siyabonga Mpontshana (Executive: Legal Services), Mr Lerothodi Ntsatsi Rapoo (Chief Audit Executive), Mr P Wainwright (Acting: Chief Risk Officer)

Communications Officers: Ms M Gaeganelwe (Chief Information Officer), Ms Nokuthula Makaringe (Communications and Marketing)

FINANCIAL INFORMATION*	2023/24	2022/23	2021/22
AUDIT OUTCOME	Financially Unqualified	Financially Unqualified	Financially Unqualified
FINANCIAL POSITION	R'000	R'000	R'000
Current Assets	857 162	998 088	932 559
Non-Current Assets	5 477 308	4 920 280	4 398 734
Total Assets	6 334 470	5 919 076	5 332 041
Current Liabilities	653 496	623 003	487 280
Non-Current Liabilities	2 100 496	1 876 340	1 678 830
Total Liabilities	2 753 992	2 499 343	2 166 110
Total Net Assets	3 580 478	3 419 733	3 165 931
FINANCIAL PERFORMANCE			
Total Revenue	2 736 396	2 827 879	2 551 897
Total Expenditure	(2 600 778)	(2 597 030)	(2 466 978)
Employee Costs	(429 208)	(446 974)	(413 612)
Surplus/(Deficit) for Year	135 618	230 849	84 919
CASH FLOW			
Operating Activities	(113 965)	(15 113)	249 375
Investing Activities	(81 819)	(57 977)	(13 355)
Cash & Equivalents - Year End	202 020	333 556	409 295
UIFW EXPENDITURE**	312	300	1 506
HUMAN RESOURCES			
Posts Filled	1 289	1 739	1 772

SOUTH AFRICAN NATIONAL BIODIVERSITY INSTITUTE (SANBI)

CONTACT DETAILS

ADDRESS: 2 Cussonia Avenue, Brummeria, Pretoria

TEL: 012 843 5000

WEB: www.sanbi.org

EMAIL: info@sanbi.org.za



OVERVIEW

The South African National Biodiversity Institute (SANBI) has a broad mandate that is primarily derived from the NEMBA Act, but also from other legislation and processes over the past decade. The mandate is to explore, reveal, celebrate and champion biodiversity for the benefit and

enjoyment of all South Africans, which includes managing the National Botanical Gardens (NBG) as 'windows' to South Africa's biodiversity for enjoyment and education.

Refer to p13 for more information on sources, methodology and definitions.

*Refer to nationalgovernment.co.za for a copy of the full Annual Report. **Total of Unauthorised, Irregular, Fruitless & Wasteful Expenditure.

TABLE OF BOOKMARKS

The Institute leads and coordinates research, and monitors and reports on the state of biodiversity in South Africa. It provides knowledge and information, gives planning and policy advice, and pilots best-practice management models in partnership with role-players and stakeholders. SANBI engages in ecosystem restoration and rehabilitation and leads the human capital development strategy of the sector.

OFFICE BEARERS

Chairperson: Prof Edward Nesamvuni

Deputy Chairperson: Mrs Beryl Ferguson

Board Members: Dr Reginald Legoabe, Dr Lesley Luthuli, Mr Leluma Matooane, Dr Nonhlanhla Mkhize, Dr Pulane Molokwane, Ms Lebogang Ralepeli (Company Secretary), Dr Mmaphaka Tau

Chief Executive Officer: Mr Shonisani Munzhedzi

Chief Financial Officer: Ms Maphefo Sedite

Chief Operations Officer: Mr Elliot Mashile

Senior Management: Dr Mandy Barnett (Chief Director: Adaptation Policy and Resourcing), Dr Theresa Frantz (Branch Head), Dr Tsepang Makholela (Chief Director: Biodiversity Research, Assessment and Monitoring), Mr Leslie Mudimeli (Chief Director: National Zoological Gardens), Mr Maano Netshiombo (Chief Director: Human Resources), Prof Ramagwai Sebola (Chief Director: Foundational Biodiversity Science), Mr Christopher Willis (Chief Director: National Botanical Gardens)

Communications Officers: Ms Nontsikelelo Mpulo (Director: Marketing, Communication and Commercialisation), Ms Nthabiseng Sedibeng (Science Communication Officer), Ms Ednah Sekwakwa (Deputy Director: Marketing and Communication)

FINANCIAL INFORMATION*	2023/24	2022/23	2021/22
AUDIT OUTCOME	Financially Unqualified	Financially Unqualified	Financially Unqualified
FINANCIAL POSITION	R'000	R'000	R'000
Current Assets	471 130	540 724	510 348
Non-Current Assets	655 975	530 612	481 348
Total Assets	1 127 106	1 071 337	991 998
Current Liabilities	315 046	283 496	287 528
Non-Current Liabilities	58 588	64 416	69 263
Total Liabilities	373 634	347 912	3 567 890
Total Net Assets	753 472	723 425	635 207
FINANCIAL PERFORMANCE			
Total Revenue	1 028 166	643 245	804 395
Exchange Transactions	195 413	219 864	104 566
Non-Exchange Transactions	832 753	723 381	699 828
Total Expenditure	(998 118)	(851 125)	(771 974)
Employee Costs	(624 966)	(508 881)	(454 126)
Surplus/(Deficit) for Year	30 047	92 119	32 421
CASH FLOW			
Operating Activities	37 732	106 662	123 727
Investing Activities	(163 347)	(82 814)	(40 696)
Cash & Equivalents - Year End	377 506	503 121	479 273
UIFW EXPENDITURE**	2 183	1 906	8 713
HUMAN RESOURCES			
Posts Filled	1 008	972	948

SOUTH AFRICAN NATIONAL PARKS (SANPARKS)

CONTACT DETAILS

ADDRESS: 643 Leyds Street, Muckleneuk, Pretoria

TEL: 012 428 9111

WEB: www.sanparks.org



OVERVIEW

The mission of the South African National Parks (SANParks) is to develop, protect, expand, manage and promote a system of sustainable national parks that represents natural and cultural heritage assets, through innovation, excellence, responsible tourism and just socio-economic benefit for current and future generations. SANParks manages a system of parks that represent the indigenous fauna, flora, landscapes, and associated cultural heritage of the country. Most of the national parks have overnight tourist facilities, with an unrivalled variety of accommodation in arid, coastal, mountain and Bushveld habitats.

The Organisation has managed to transform itself, continue its high research and management standards, expand the land under its protection at an entirely unprecedented rate, and has also begun to generate 75% of its operating revenue, a spectacular financial achievement compared to most conservation agencies in the world, including those in developed countries.

OFFICE BEARERS

Chairperson: Ms Pam Yako

Board Members: Ms Yolán Friedmann, Ms Bulelwa Koyana, Mr Jeff Mashele, Mr Chief Livhuwani Matsila, Ms Nandi Mayathula-Khoza, Mr Lourence Mogakane, Ms Flora Mokgohloa, Ms Hulisani Mushiane, Mr Edgar Neluvhalani, Mr Brian Ngobeni, Ms Zuku Ramasia

Chief Executive Officer: Ms Hapiloe Sello

Chief Financial Officer: Ms Nozipho Makukule

Chief Operations Officer: Ms Lize McCourt

Senior Management: Dr Howard Hendricks (Managing Executive: Conservation Services), Mr JP Louw (Head: Communications and Spokesperson), Mr Property Mokoena (Managing Executive: Parks), Mr Oscar Mthimkhulu (Managing Executive: Kruger National Park), Ms Skhumza Ntshanga (Head: Socio-Economic Transformation), Ms Kaula Nyilenda (Managing Executive: Tourism Development and Marketing), Ms Makgomo Umlaw (Head: Human Capital Management)

Communications Officers: Mr JP Louw (Head: Communications), Ms Fayroush Ludick (Regional Communications Manager), Mr Charles Phahlane (Senior Manager: Communications)

FINANCIAL INFORMATION*	2023/24	2022/23	2021/22
AUDIT OUTCOME	Financially Unqualified	Financially Unqualified	Financially Unqualified
FINANCIAL POSITION	R'000	R'000	R'000
Current Assets	3 074 963	2 211 113	1 913 095
Non-Current Assets	3 537 251	3 386 001	3 268 427
Total Assets	6 612 214	5 597 114	5 151 522
Current Liabilities	2 442 432	1 696 241	1 306 569
Non-Current Liabilities	743 949	819 810	941 419
Total Liabilities	3 186 381	2 516 051	2 247 988
Total Net Assets	3 425 833	3 081 063	2 933 534
FINANCIAL PERFORMANCE			
Total Revenue	3 675 372	3 189 174	2 681 895
Exchange Transactions	2 751 132	2 348 755	1 717 080
Non-Exchange Transactions	924 240	840 419	946 815
Total Expenditure	(3 361 548)	(3 125 581)	(2 928 172)
Employee Costs	(1 523 680)	(1 443 200)	(1 411 072)
Surplus/(Deficit) for Year	344 773	147 528	(253 796)
CASH FLOW			
Operating Activities	1 080 020	574 195	(219 501)
Investing Activities	(329 311)	(281 960)	(215 824)
Cash & Equivalents - Year End	2 761 232	2 004 733	1 746 186
UIFW EXPENDITURE**	523 137	449 506	36 835
HUMAN RESOURCES			
Posts Approved	4 705	4 686	4 659
Posts Filled	4 046	3 993	4 005

Refer to p13 for more information on sources, methodology and definitions.

*Refer to nationalgovernment.co.za for a copy of the full Annual Report. **Total of Unauthorised, Irregular, Fruitless & Wasteful Expenditure.

SOUTH AFRICAN WEATHER SERVICE (SAWS)

CONTACT DETAILS

ADDRESS: 1263 Heuvel Road, Centurion Central (ABSA Building), Centurion
TEL: 012 367 6000
WEB: www.weathersa.co.za
EMAIL: generalenquiries@weathersa.co.za



OVERVIEW

The vision of the South African Weather Service (SAWS) is to be a weather and climate centre of excellence providing: innovative solutions to ensure a weather-ready region, sustainable development, and economic growth through leadership in meteorological, climatological and other related sciences; development of relevant and innovative applications and products utilising cutting-edge technology; and establishing and leveraging collaborative partnerships.

SAWS is designated by the state to provide weather services to the aviation industry, marine, and a range of other identified clients, and to fulfill a range of international obligations of the government. It provides two distinct services, namely: public good services that are funded by government; and paid-for commercial services.

OFFICE BEARERS

Chairperson: Ms Sandika Daya
Deputy Chairperson: Prof Sylvester Mpandeli
Board Members: Ms Makua Zonde Balebetje, Ms Ane Bruwer, Dr Prittish Dala, Dr Lesley Luthuli, Ms Mpho Gift Mogodi, Adv Ikaneng Mokgosi, Prof Thando Ndarana, Dr Phumudzo Tharaga
Chief Executive Officer: Mr Ishaam Abader
Chief Financial Officer: Mr Norman Mzizi
Senior Management: Ms Petro Dekker (Corporate Services), Dr Jonas Mphepya (Weather and Climate Services), Ms Mnikeli Ndabambi (Infrastructure and Information Systems), Mr Nkululeko Ndebele (Company Secretary), Mr Asgar Noormahomed (Chief Audit Executive)
Communications Officers: Ms Hannelee Doubell (Manager: Communications), Mr Oupa Segalwe (Senior Manager: Communications)

FINANCIAL INFORMATION*	2023/24	2022/23	2021/22
AUDIT OUTCOME	Clean Audit	Clean Audit	Financially Unqualified
FINANCIAL POSITION	R'000	R'000	R'000
Current Assets	278 475	181 378	93 441
Non-Current Assets	357 193	371 469	393 906
Total Assets	635 668	552 847	487 347
Current Liabilities	164 662	116 553	82 654
Non-Current Liabilities	1 784	2 382	2 432
Total Liabilities	166 446	118 935	85 086
Total Net Assets	469 222	433 912	402 261
FINANCIAL PERFORMANCE			
Total Revenue	574 463	544 795	488 989
Exchange Transactions	173 813	145 242	106 593
Non-Exchange Transactions	400 650	399 553	382 396
Total Expenditure	(520 352)	(484 499)	(456 924)
Employee Costs	(300 133)	(286 521)	(268 509)
Surplus/(Deficit) for Year	35 165	40 483	46 790
CASH FLOW			
Operating Activities	125 254	101 516	45 139
Investing Activities	(38 840)	(36 032)	(17 075)
Cash & Equivalents - Year End	221 895	135 482	69 999
UIFW EXPENDITURE**	53	154	354
HUMAN RESOURCES	2023/24	2022/23	2021/22
Posts Approved	495	495	484
Posts Filled	451	474	462

DEPARTMENT OF HUMAN SETTLEMENTS (DHS)

CONTACT DETAILS

ADDRESS: Govan Mbeki House, 240 Justice Mahomed Street, Sunnyside, Pretoria, 0002
TEL: 0800 146 873
WEB: www.dhs.gov.za
EMAIL: info@dhs.gov.za



human settlements

Department:
 Human Settlements
 REPUBLIC OF SOUTH AFRICA

OVERVIEW

The Department of Human Settlements (DHS) has a mandate that is integral to the effort of the government to change the lives of South Africans for the better. This includes transforming the apartheid spatial and land and development patterns of social and racial exclusion. During the previous administrative term, we stayed true to the mandate by continuing to build and augment the work already done in creating sustainable human settlements and improving the quality of life for all households.

OFFICE BEARERS

Minister: Ms Thembi Simelane (Minister of Human Settlements) (ANC)
Deputy Minister: Ms Tandi Mahambhala (Deputy Minister of Human Settlements) (ANC)
Director General: Dr Alec Moemi
Chief of Staff: Kgopelo Phasha
Chief Financial Officer: Ms Lucy Bele
Deputy Directors General: Ms N Dumalile (Affordable, Rental and Social Housing), Dr Zenkosi Dumile Mhlongo (Research, Policy, Strategy and Planning), Ms S Ngxongo (Entities Oversight, IGR, Monitoring and Evaluation), Ms Mathope Thusi (Acting: Corporate Service), Mr Siyabonga Charles Zama (Informal Settlements Upgrading (ISU) and Emergency Housing)



MINISTER
 MS T SIMELANE



DEPUTY MINISTER
 MS T MAHAMBHALA



DIRECTOR GENERAL
 DR A MOEMI

Chief Directors: Mr Katlego Ditshego, Mr Johannes Makokga (Acting), Ms Mandulo Maphumulo (Acting), Ms Mulalo Muthige, Ms Ntombikayise Sambo (Entities Oversight and Compliance), Dr Zoleka Sokopo (HS Strategy), Ms Refilwe Thaga (Acting: ICT and Records Management), Mr Vusi Tshose (Acting Chief Director IGR and Capacity Assembly)

Senior Management: Mr Justice Mnyembane
Communications Officers: Mr Tsekiso Machike, Ms Mandulo Maphumulo (Director: Media Services), Ms Gwen Shole (Director: Corporate Communications and Language Management Services), Mr Lehlogonolo Sikhwari

Refer to p13 for more information on sources, methodology and definitions.

*Refer to nationalgovernment.co.za for a copy of the full Annual Report. **Total of Unauthorised, Irregular, Fruitless & Wasteful Expenditure.

TABLE OF BOOKMARKS

Secretaries: Ms Wisani Mathonsi (Personal Assistant: Acting CD Communications), Ms Moipone Ngoasheng (Office Manager: Office of the Director General), Ms Thandeka Tshabalala

HUMAN RESOURCES	2023/24	2022/23	2021/22
Posts Approved	694	704	656
Posts Filled	526	569	527

FINANCIAL INFORMATION*	2023/24	2022/23	2021/22
AUDIT OUTCOME	Financially Unqualified	Financially Unqualified	Financially Unqualified
APPROPRIATION STATEMENT	R'000	R'000	R'000
Total Final Appropriation	31 759 839	33 480 316	31 681 794
Actual Expenditure	31 226 923	32 857 936	30 960 650
Employee Compensation	389 802	370 810	359 297
Goods and Services	447 215	336 561	319 791
Capital Assets	25 338	8 185	7 472
UIFW EXPENDITURE**	860	3 636	2 330

COMMUNITY SCHEMES OMBUD SERVICE (CSOS)

CONTACT DETAILS

ADDRESS: Building 4, Berkley Office Park, 8 Bauhinia Street, Highveld Techno Park, Centurion

TEL: 010 593 0533

WEB: csos.org.za

EMAIL: info@csos.org.za



OVERVIEW

The Community Schemes Ombud Service (CSOS) was established in terms of the Community Schemes Service Act 9 of 2011 to regulate the conduct of parties within community schemes and to ensure their good governance. Community Schemes are defined in the CSOS Act as "living arrangements where there is shared use of and responsibility for land/buildings such as sectional title, homeowners' associations, retirement housing schemes, share block companies and housing cooperatives".

The mandate of the CSOS is to: regulate, monitor and quality assure scheme governance documentation; develop and provide a dispute resolution service; provide training for conciliators, adjudicators and other employees of the CSOS; and take custody of, preserve and provide public access electronically or by other means to scheme governance documentation.

OFFICE BEARERS

Ombud: Ms Kedibone Phetla (Acting Chief Ombud)

Chief Financial Officer: Mr Masaswivona Nhlungwana (Acting)

Senior Management: Mr Mervin Dorasamy (Regional Ombud KZN), Zamangwanya Malgas (Marketing and Communications), Mr Abraham Masilo (Acting: Adjudicator General and Regional Ombud: Gauteng), Mr Oupa Masogo (Chief Audit Executive), Mr Lesiba Seshoka (Executive: Corporate Affairs), Ms Maletsatsi Wotini (Regional Ombud: Western Cape)

Communications Officers: Mr Rethabile Khamali (Chief Information Officer), Christine Mmeti (Branding Officer), Doniah Motsoeneng, Siyethemba Mthethwa

FINANCIAL INFORMATION*	2023/24	2022/23	2021/22
AUDIT OUTCOME	Qualified	Financially Unqualified	Financially Unqualified
FINANCIAL POSITION	R'000	R'000	R'000
Current Assets	560 931	447 054	458 291
Non-Current Assets	49 078	36 305	25 930
Total Assets	610 010	483 359	484 220
Current Liabilities	439 117	214 834	138 648
Non-Current Liabilities	-	-	-
Total Liabilities	439 117	214 834	138 648
Total Net Assets	170 893	268 525	345 572
FINANCIAL PERFORMANCE			
Total Revenue	425 654	376 816	292 847
Exchange Transactions	22 141	16 552	6 518
Non-Exchange Transactions	403 654	360 264	286 328
Total Expenditure	(523 286)	(453 733)	(161 850)
Employee Costs	(166 661)	(132 606)	(99 265)
Surplus/(Deficit) for Year	(97 632)	(76 917)	130 997
CASH FLOW			
Operating Activities	(19 083)	71 791	140 010
Investing Activities	(20 404)	(14 798)	(20 251)
Cash & Equivalents - Year End	270 109	309 596	357 803
UIFW EXPENDITURE**	26 930	28 866	9 798
HUMAN RESOURCES	2023/24	2022/23	2021/22
Posts Filled	196	147	125

HOUSING DEVELOPMENT AGENCY (HDA)

CONTACT DETAILS

ADDRESS: 04 Kikuyu Road, Sinninghill, Johannesburg

TEL: 011 544 1000

WEB: www.thehda.co.za



OVERVIEW

The mission of the Housing Development Agency (HDA) is to build partnerships to create integrated sustainable human settlements. The functions of the Agency are to: develop a development plan to be approved by the Minister in consultation with the relevant authorities in the provinces and municipalities; develop strategic plans with regard to the identification and acquisition of state, privately and communally owned land that is suitable for residential and community development; prepare necessary documentation for consideration and approval by the relevant authorities as may be required in terms of any other applicable

law; monitor progress of the development of land and landed property acquired for the purposes of creating sustainable human settlements; enhance the capacity of organs of state, including skills transfer to enable them to meet the demand for housing delivery; ensure that there is collaboration and intergovernmental and integrated alignment for housing development services; identify, acquire, hold, develop and release state, private and communal land for residential and community development; undertake such project management services as may be necessary, including assistance relating to approvals required for

Refer to p13 for more information on sources, methodology and definitions.

*Refer to nationalgovernment.co.za for a copy of the full Annual Report. **Total of Unauthorised, Irregular, Fruitless & Wasteful Expenditure.

TABLE OF BOOKMARKS

housing development; contract with any organ of state for the purpose of acquiring available land for residential housing and community development for the creation of sustainable human settlement; assist organs of state in dealing with housing developments that have not been completed within the anticipated project period; assist organs of state with the upgrading of informal settlements; and assist organs of state in respect of emergency housing solutions.

OFFICE BEARERS

Chairperson: Hosi Pheni Ngove

Deputy Chairperson: Ms Marina Dumakude

Board Members: Dr Alex Mahapa, Ms Nalini Maharaj, Mr Rajesh Makan, Ms Zinhle Mbanjwa (Company Secretary), Mr Vincent Rabothata

Chief Executive Officer: Mr Bhekuyise Khenisa

Director: Ms Mmemeng Tsehla (Executive Director)

Chief Financial Officer: Ms Joy Masemola

Communications Officers: Ms Daphne Ngoasheng (Acting)

FINANCIAL INFORMATION*	2023/24	2022/23	2021/22
AUDIT OUTCOME	Financially Unqualified	Financially Unqualified	Qualified

FINANCIAL INFORMATION*	2023/24	2022/23	2021/22
FINANCIAL POSITION	R'000	R'000	R'000
Current Assets	1 767 030	2 732 366	2 481 505
Non-Current Assets	142 742	49 846	48 466
Total Assets	1 909 772	2 782 212	2 529 971
Current Liabilities	1 605 629	2 511 895	2 359 010
Non-Current Liabilities	33 497	-	-
Total Liabilities	1 639 126	2 511 895	2 359 010
Total Net Assets	270 646	270 317	170 961
FINANCIAL PERFORMANCE			
Total Revenue	464 374	480 382	391 124
Exchange Transactions	220 725	237 666	155 745
Non-Exchange Transactions	243 649	242 716	235 379
Total Expenditure	(463 803)	(379 755)	(369 811)
Employee Costs	(187 675)	(172 902)	(172 397)
Surplus/(Deficit) for Year	288	100 277	21 199
CASH FLOW			
Operating Activities	(980 409)	3 203	(67 884)
Investing Activities	(111 457)	(4 912)	(2 577)
Cash & Equivalents - Year End	871 797	1 963 663	1 965 372
UIFW EXPENDITURE**	38 233	1 092 298	-
HUMAN RESOURCES	2023/24	2022/23	2021/22
Posts Approved	240	276	313
Posts Filled	197	206	232

NATIONAL HOME BUILDERS REGISTRATION COUNCIL (NHBC)

CONTACT DETAILS

ADDRESS: 27 Leeuwkop Road, Sunninghill, Sandton, Johannesburg

TEL: 011 317 0000 / 0800 200 824

WEB: www.nhbrc.org.za

EMAIL: thenhbrc@nhbrc.org.za



OVERVIEW

The mission of the National Home Builders Registration Council (NHBC) is to protect the housing consumer and to regulate the home building environment by promoting innovative home building technologies, setting home building standards and improving the capabilities of home builders.

The Council's strategy is to: improve visibility and accessibility in the market, while enhancing interaction with its stakeholders; position the NHBC as a leader in knowledge creation and technical and technological building solutions, through strategic partnerships; and provide diversified services and products in line with changing building requirements and needs.

OFFICE BEARERS

Chairperson: Ms Noxolo Kiviet

Deputy Chairperson: Prof Mandlakhe Radebe

Council Members: Ms Nontuthuko Chiluvane, Mr Donovan Goliath, Ms Renaire Huntley, Ms Mandy Jayakody, Mr Kganki Matabane, Ms Siphindile Memela, Ms Lucia Ngcobo

Chief Executive Officer: Ms Tamlyn Bouwer (Acting)

Senior Management: Ms Milicent Kabwe (Executive Manager: Customer Experience and Market Development), Mr Craig Makapela (Executive Manager: Engineering and Technical Services), Ms Sibongile Ngwenya (Executive Manager: Corporate Services)

Communications Officers: Ms Noxolo Mnculwane, Mr Hastings Moeng, Ms Portia Sebulela

FINANCIAL INFORMATION*	2023/24	2022/23	2021/22
AUDIT OUTCOME	Financially Unqualified	Financially Unqualified	Financially Unqualified
FINANCIAL POSITION	R'000	R'000	R'000
Current Assets	5 123 038	4 857 457	4 569 143
Non-Current Assets	4 947 292	4 723 186	4 582 726
Total Assets	10 070 330	9 580 643	9 151 869
Current Liabilities	540 815	500 186	597 303
Non-Current Liabilities	767 410	767 580	637 902
Total Liabilities	1 308 225	1 267 767	1 235 205
Total Net Assets	8 762 105	8 312 876	7 916 663
FINANCIAL PERFORMANCE			
Total Revenue	2 211 863	1 978 558	2 373 296
Exchange Transactions	2 197 744	1 974 372	2 369 331
Non-Exchange Transactions	14 119	4 186	3 965
Total Expenditure	(1 762 634)	(1 528 346)	(1 089 218)
Employee Costs	(595 634)	(581 050)	(556 866)
Surplus/(Deficit) for Year	449 229	396 213	1 284 078
CASH FLOW			
Operating Activities	(95 189)	(249)	132 041
Investing Activities	(123 748)	(47 709)	(9 708)
Cash & Equivalents - Year End	408 358	627 295	675 523
UIFW EXPENDITURE**	-	1 197	172
HUMAN RESOURCES	2023/24	2022/23	2021/22
Posts Approved	610	610	650
Posts Filled	550	568	588

Refer to p13 for more information on sources, methodology and definitions.

*Refer to nationalgovernment.co.za for a copy of the full Annual Report. **Total of Unauthorised, Irregular, Fruitless & Wasteful Expenditure.

TABLE OF BOOKMARKS

NATIONAL HOUSING FINANCE CORPORATION SOC LTD (NHFC)

CONTACT DETAILS

ADDRESS: 90 Grayston Drive, Sandown, Sandton, Johannesburg
TEL: 011 644 9800
WEB: www.nhfc.co.za
EMAIL: webinfo@nhfc.co.za



OVERVIEW

The mission of the National Housing Finance Corporation SOC Ltd (NHFC) is to provide innovative and affordable housing finance solutions to the low-to-middle income housing market.

The Corporation's strategic objectives are to: expand housing finance activities, through the effective provision of housing finance solutions, thus enabling low-to-middle income households to have the choice of renting or owning, or incrementally building, to meet their housing needs; facilitate the increased and sustained lending by financial institutions to the affordable housing market; mobilise funding into the human settlement space, on a sustainable basis, in partnership with the broadest range of institutions; conduct the business activities of the NHFC in a manner that ensures the continued economic sustainability of the NHFC, while promoting lasting social, ethical and environmental development; and stimulate the low-to-middle income housing sector, by providing robust, relevant and timely research and market analysis to practitioners and housing customers.

On 1 October 2019, the National Urban Reconstruction and Housing Agency (NURCHA) and the Rural Housing Loan Fund (RHLF) were merged into the National Housing Finance Corporation SOC Ltd (NHFC).

OFFICE BEARERS

Chairperson: Mr Luthando Vutula

Board Members: Ms Seithati Bolipombo, Mr Tembinkosi Bonakele, Ms Thembi Chiliza, Mr Velile Dube, Mr Paul Heeger, Ms Palesa Kadi, Ms Tshepiso Kobile, Mr Thulani Mabaso, Ms Philisiwe Mthethwa, Ms Aeysha Seedat

Chief Executive Officer: Ms Azola Mayekiso

Chief Financial Officer: Mr Bruce Gordon

Senior Management: Mr Jabulani Fakazi (Executive: Grant Facilitation), Ms Mandu Mamatela (Executive: Corporate Strategy), Mr Mandla Mbasane (Acting: Executive ICT), Ms Nthabiseng Mongali (Company Secretary),

Ms Viola Moraswi (Acting: Executive Finance), Dr Nomsa Ntshingila (Executive: Human Resources), Mr Mogotsi Oepeng (Executive: Credit), Ms Tsholofelo Ramotsehoa (Executive: Lending)

Communications Officers: Ms Vuyokazi Menye (Chief Information Officer), Ms Mpho Ramosili (Manager: Stakeholder Relations Management)

FINANCIAL INFORMATION*	2023/24	2022/23	2021/22
AUDIT OUTCOME	Financially Unqualified	Financially Unqualified	Financially Unqualified
FINANCIAL POSITION	R'000	R'000	R'000
Current Assets	3 655 356	3 485 985	3 325 890
Non-Current Assets	4 095 409	4 273 178	3 930 254
Total Assets	7 750 765	7 759 163	7 256 144
Current Liabilities	1 342 009	1 383 195	1 130 730
Non-Current Liabilities	1 084 204	1 314 416	1 314 398
Total Liabilities	2 426 213	2 697 611	2 445 128
Total Net Assets	5 324 552	5 061 552	4 811 016
FINANCIAL PERFORMANCE			
Total Revenue	811 851	731 800	544 204
Total Expenditure	(548 851)	(534 953)	(471 466)
Employee Costs	n/a	(105 835)	(101 065)
Surplus/(Deficit) for Year	263 000	196 847	72 738
CASH FLOW			
Operating Activities	261 064	160 348	33 697
Investing Activities	(150 815)	756	100 539
Cash & Equivalents - Year End	2 090 299	2 206 008	1 862 173
UIFW EXPENDITURE**	8 897	6 590	21 398
HUMAN RESOURCES	2023/24	2022/23	2021/22
Posts Approved	191	166	166
Posts Filled	159	164	120

PROPERTY PRACTITIONERS REGULATORY AUTHORITY (PPRA)

CONTACT DETAILS

ADDRESS: 63 Wierda Road East, Wierda Valley, Sandton, Johannesburg
TEL: 087 285 3222
WEB: theppra.org.za
EMAIL: eab@theppra.org.za



OVERVIEW

The mandate of the Property Practitioners Regulatory Authority (PPRA) is to regulate the conduct of property practitioners in dealing with the consumers; regulate the conduct of property practitioners in so far as marketing, managing, financing, letting, renting, hiring, sale and purchase of property are concerned; regulate and ensure that there is compliance with the provisions of the Act; ensure that the consumers are protected from undesirable and sanctionable practices as set out in section 62 and section 63 of the Act; regulate any other conduct which falls within the ambit of the Act in as far as property practitioners and consumers in this market are concerned; provide for the education, training and development of property practitioners and candidate property practitioners; educate and inform consumers about their rights as set out in section 69 and implement measures to ensure that the property sector is transformed as set out in Chapter 4.

OFFICE BEARERS

Chairperson: Mr Steven Piet Ngubeni

Board Members: Ms Verushka Gilbert (Department of Trade, Industry and Competition Representative), Mr Terry Kevin Johnson, Ms Pamela Nonkululeko Makhubela, Adv Nokulunga Makopo, Adv Mxolisi Sphamandla Nene, Mr Shaheed Peters, Ms Thokozani Radebe, Ms Pamela Beatrice Snyman, Ms Thuthuka Siphumezile Songelwa, Mr Johan Van der Walt (Department of Public Works and Infrastructure Representative)

Chief Executive Officer: Ms Thato Ramaili

Chief Financial Officer: Ms Nozipho Ngema (Acting)

Senior Management: Mr Clarence Catin (Executive Manager: Investigations and Enforcement), Ms Dineo Mphahlele (Executive Manager: Inspectorate), Mr Xolile Nomadolo (Chief Risk Officer), Mr Jonathan Thekiso (Chief: Corporate Support Services Officer), Adv Debra Vial (Executive Manager: Registration and Licensing)

Communications Officers: Mr Mojalefa Lekoto (Chief Information Officer), Mr Lindani Tshabalala (Marketing and Publications Officer)

Refer to p13 for more information on sources, methodology and definitions.

*Refer to nationalgovernment.co.za for a copy of the full Annual Report. **Total of Unauthorised, Irregular, Fruitless & Wasteful Expenditure.

TABLE OF BOOKMARKS

FINANCIAL INFORMATION*	2023/24	2022/23	2021/22
AUDIT OUTCOME	Qualified	Qualified	Qualified
FINANCIAL POSITION	R'000	R'000	R'000
Current Assets	746 307	756 834	561 992
Non-Current Assets	138 867	141 024	264 800
Total Assets	885 174	897 858	826 792
Current Liabilities	83 720	92 433	83 367
Non-Current Liabilities	80 149	77 178	12 149
Total Liabilities	163 870	169 611	95 516
Total Net Assets	721 305	728 247	761 134
FINANCIAL PERFORMANCE			
Total Revenue	259 441	207 606	24 573
Exchange Transactions	149 971	115 773	19 626
Non-Exchange Transactions	109 470	91 834	4 948
Total Expenditure	(266 383)	(178 418)	(39 608)
Employee Costs	(96 529)	(90 988)	(14 715)
Surplus/(Deficit) for Year	(6 942)	29 188	(15 034)

FINANCIAL INFORMATION*	2023/24	2022/23	2021/22
CASH FLOW			
Operating Activities	(18 017)	28 995	2 432
Investing Activities	122 725	508 758	(9 883)
Cash & Equivalents - Year End	659 843	555 135	17 423
UIFW EXPENDITURE**	12 527	15 234	10 976
HUMAN RESOURCES	2023/24	2022/23	
Posts Approved	203	203	
Posts Filled	121	104	

SOCIAL HOUSING REGULATORY AUTHORITY (SHRA)

CONTACT DETAILS

ADDRESS: Sunnyside Ridge Office Complex, Sentinel House, 3rd Floor, 32 Princess of Wales Terrace, Parktown, Johannesburg

TEL: 011 274 6200

WHATSAPP: 072 579 3907

WEB: www.shra.org.za

EMAIL: info@shra.org.za



OVERVIEW

The mission of the Social Housing Regulatory Authority (SHRA) is to ensure that there is quality housing for lower- to middle-income households in integrated settlements by investing in, enabling, regulating and transforming the affordable social housing for rental market.

The Authority's functions are to: promote the development and awareness of social housing by providing an enabling environment for the growth and development of the social housing sector; provide advice and support to the Department of Human Settlements in its development of policy for the social housing sector and facilitate national social housing programmes; provide best-practice information and research on the status of the social housing sector; support provincial governments with the approval of project applications by social housing institutions; provide assistance, when requested, with the process of the designation of restructuring zones; and enter into agreements with provincial governments and the National Housing Finance Corporation to ensure the coordinated exercise of powers.

OFFICE BEARERS

Chairperson: Ms Pulane Thobejane

Council Members: Dr Soraya Beukes, Mr Kevin Kiewitz, Mr James Maboja, Mr Justice Makgonye, Ms Lindiwe Mjobo, Ms Keletso Mokoena, Dr Xitshembhiso Mulamula, Ms Ayanda Olifant, Ms Refilwe Rapotu, Mr Richard Sengani

Chief Executive Officer: Mr Lebowa Letsoalo (Acting)

Senior Management: Mr Vusi Fakudze (Acting Executive: Corporate Service Manager and Chief Risk Officer), Mr Thabo Mafona (Acting Executive: Project Development and Funding), Ms Biansha Van Staden (Acting Executive: Sector Development and Transformation and Acting Executive: Compliance, Accreditation and Regulations)

Communications Officers: Ms Lesego Diale (Marketing and Communications Manager), Mr Mandla Mochoko (Marketing and Communications Officer)

FINANCIAL INFORMATION*	2023/24	2022/23	2021/22
AUDIT OUTCOME	Clean Audit	Financially Unqualified	Financially Unqualified
FINANCIAL POSITION	R'000	R'000	R'000
Current Assets	813 701	1 268 303	1 152 172
Non-Current Assets	6 763	7 624	8 809
Total Assets	820 465	1 275 927	1 160 981
Current Liabilities	75 712	380 710	325 039
Non-Current Liabilities	-	-	-
Total Liabilities	75 712	380 710	325 039
Total Net Assets	744 752	895 217	835 942
FINANCIAL PERFORMANCE			
Total Revenue	978 284	982 559	883 193
Exchange Transactions	80 630	95 143	24 028
Non-Exchange Transactions	897 654	887 416	806 119
Total Expenditure	(1 128 749)	(923 284)	(835 449)
Employee Costs	(44 578)	(39 521)	(42 228)
Surplus/(Deficit) for Year	(150 465)	59 276	47 744
CASH FLOW			
Operating Activities	(157 263)	91 830	(57 469)
Investing Activities	(545)	(842)	(1 645)
Cash & Equivalents - Year End	785 826	1 240 127	1 150 577
UIFW EXPENDITURE**	-	77 811	75 648
HUMAN RESOURCES	2023/24	2022/23	2021/22
Posts Approved	56	56	56
Posts Filled	41	44	45

Refer to p13 for more information on sources, methodology and definitions.

*Refer to nationalgovernment.co.za for a copy of the full Annual Report. **Total of Unauthorised, Irregular, Fruitless & Wasteful Expenditure.

TABLE OF BOOKMARKS

DEPARTMENT OF LAND REFORM AND RURAL DEVELOPMENT (DLRRD)

CONTACT DETAILS

ADDRESS: 600 Lillian Ngoyi Street, Pretoria, 0002
TEL: 012 312 8911
WEB: www.dlrrd.gov.za
EMAIL: onlinecomms@dlrrd.gov.za



land reform & rural development

Department:
Land Reform & Rural Development
REPUBLIC OF SOUTH AFRICA

OVERVIEW

The vision of the Department of Land Reform and Rural Development (DLRRD) is to have equitable access to land and integrated rural development. Its mission is to accelerate land reform and catalyse rural development to stimulate economic development through transformed land ownership patterns; agrarian reform; implementation of an effective land administration system; promotion of access to opportunities for youth, women and other vulnerable groups; and integrated rural development.

OFFICE BEARERS

Minister: Mr Mzwanele Nyhontso (Minister of Land Reform and Rural Development) (PAC)

Deputy Minister: Mr Chupu Stanley Mathabatha (Deputy Minister of Land Reform and Rural Development) (ANC)

Director General: Mr Mooketsa Ramasodi

Chief Financial Officer: Ms Mokete Mokono (Acting)

Deputy Directors General: Mr Clinton Heimann (Spatial Planning and Land Use Management - SPLUM), Mr K Kgang (Acting: Corporate Support Services), Ms Carlize Knoesen (Chief Registrar of Deeds), Ms B Letempa (Provincial Operations), Mr Siyabonga Mdubeki (Chief Surveyor General: National Geomatics Management Service - NGMS), Ms Thandi Moyo (Rural Development), Mr Terries Ndove (Land Redistribution and Tenure Reform), Ms Nomfundo Ntloko-Gobodo (Chief Land Claims Commissioner)



MINISTER
MR M NYHONTSO



DEPUTY MINISTER
MR CS MATHABATHA



DIRECTOR GENERAL
MR M RAMASODI

Chief Directors: Mr Sthembiso Khumalo (Strategic and Management Support)

Secretaries: Ms Kgaogelo Mogajane (Executive Assistant: Office of the Director General)

Note: The Department of Land Reform and Rural Development (DLRRD) was formed from the previous Department of Agriculture, Land Reform and Rural Development (DALRRD). Financial information is not available for the new department. Refer to nationalgovernment.co.za for historical information.

COMMISSION ON RESTITUTION OF LAND RIGHTS

CONTACT DETAILS

ADDRESS: 8th Floor, Centre Walk Building, 266 Pretorius Street, Cnr Thabo Sehume & Pretorius Streets, Pretoria Central
TEL: 012 407 4400
WEB: www.dalrrd.gov.za



OVERVIEW

The Restitution of Land Rights Act of 1994 and specifically section 6, sets out the functions of the Commission which in essence frame the mandate of the Commission. These key functions are outlined as follows, to: acknowledge receipt of all claims for the restitution of rights in land; take reasonable steps to ensure that the claimants are assisted in the preparation and submission of claims; provide claimants with information regarding the progress of their claims on a regular basis and upon request; undertake the necessary investigations to understand the merits of the claim; take appropriate steps to ensure that the public are aware as to who is entitled to claim restitution, the limitations and requirements of the Act and the manner in which claims are to be lodged with the commission; and prioritise claims which affect a substantial number of persons or persons who have suffered substantial losses as a result of dispossession or persons with particularly pressing claims.

OFFICE BEARERS

Chief Land Claims Commissioner: Ms Nomfundo Ntloko

Deputy Chief Land Claims Commissioner: Mr Francois Beukman

Regional Land Claims Commissioner: Mr LebJane Maphutha

Senior Management: Ms Francis McMenamin (Director: Programme Management and Admin Support [Finance and SCM]), Ms Zanozuko Peter (Director: Legal), Ms Zodwa Phakedi (Director: Restitution Management Support)

Regional Directors: Dr Wayne Alexander (Chief Director: Western Cape), Ms Cindy Benyane (Chief Director: Gauteng), Mr Lengane Bogatsu (Chief Director: North West and Acting Chief Director: Free State), Ms Mangalane du Toit (Chief Director: Northern Cape), Mr Tele Maphotho (Chief Director: Limpopo), Mr Zama Memela (Chief Director: Eastern Cape), Mr Sifiso Ndlovu (Acting: Chief Director: KwaZulu-Natal), Mr Sam Nkosi (Chief Director: Mpumalanga)

Communications Officers: Mr Theledi Makeke (Client Liaison)

INGONYAMA TRUST BOARD

CONTACT DETAILS

ADDRESS: 65 Trelawney Road, Southgate, Pietermaritzburg
TEL: 033 846 9900
WEB: www.ingonyamatrust.org.za
EMAIL: info@ingonyamatrust.org.za



Refer to p13 for more information on sources, methodology and definitions.
 *Refer to nationalgovernment.co.za for a copy of the full Annual Report. **Total of Unauthorised, Irregular, Fruitless & Wasteful Expenditure.

TABLE OF BOOKMARKS

OVERVIEW

The mission of the Ingonyama Trust Board is to contribute to the improvement of the quality of life of the members of the traditional communities living on Ingonyama Trust land by ensuring that land management is to their benefit and in accordance with the laws of the land, and to develop progressive business models for the social and economic upliftment and the empowerment of the members of traditional communities on land administered by the Trust.

The Board's strategic objectives are: unlocking an enabling environment conducive to development on Trust land; effective and efficient asset management services; and support to Traditional Councils in capacity building programmes.

OFFICE BEARERS

Chairperson: His Majesty King Misuzulu kaZwelithini

Deputy Chairperson: Adv Linda Zama

Board Members: Ms Lisa Del Grande, Dr Thandi Dlamini, Mr Dandy Matamela, Inkosi Sibonelo Mkhize, Inkosi Phallang Bokang Molefe, Inkosi Mabudu Israel Tembe, Ms Nomusa Zulu

Chief Executive Officer: Mr Vela Mngwengwe

Chief Financial Officer: Mr Siyamdumisa Vilakazi (Acting)

Senior Management: Mr Siphwe Madondo (Head: Corporate Services), Mr Phumlane Mkhize (Manager: Land and Tenure Management Services), Ms Thembe Ndlovu (Head: Land and Tenure Management Services)

Communications Officers: Mr Simpiwe Mxakaza (Media Relations Specialist)

FINANCIAL INFORMATION*	2023/24	2022/23	2021/22
AUDIT OUTCOME	Financially Unqualified	Financially Unqualified	Financially Unqualified
FINANCIAL POSITION	R'000	R'000	R'000
Current Assets	2 801	2 365	283
Non-Current Assets	38	162	286
Total Assets	2 839	2 527	569
Current Liabilities	2 081	6 665	3 949
Non-Current Liabilities	-	-	-
Total Liabilities	2 081	6 665	3 949
Total Net Assets	758	(4 138)	(3 380)
FINANCIAL PERFORMANCE			
Total Revenue	37 287	41 390	39 335
Exchange Transactions	11 659	16 999	15 445
Non-Exchange Transactions	25 628	24 391	23 890
Total Expenditure	(32 390)	(39 897)	(40 966)
Employee Costs	(27 767)	(28 275)	(28 982)
Surplus/(Deficit) for Year	4 897	1 493	(1 631)
CASH FLOW			
Operating Activities	427	2 069	(1 714)
Investing Activities	-	-	-
Cash & Equivalents - Year End	2 776	2 349	280
UIFW EXPENDITURE**	204	1 456	17 414
HUMAN RESOURCES	2023/24	2022/23	2021/22
Posts Approved	44	58	60
Posts Filled	44	58	58

OFFICE OF THE VALUER-GENERAL

CONTACT DETAILS

ADDRESS: Praetor Forum Building, 267 Lillian Ngoyi Street,

Pretoria Central, 0001

TEL: 012 036 0000/2

WEB: ovg.org.za

EMAIL: enquiries@ovg.org.za



OFFICE OF THE
VALUER-GENERAL

OVERVIEW

The Office of the Valuer-General (OVG) is a state entity established through the Property Valuation Act 17 of 2014 (PVA), which came into effect on 1 August 2015. The OVG was listed by the Minister of Finance, as a Schedule 3(A) public entity in terms of the Public Finance Management Act during the 2017/18 financial year.

The mandate of the OVG is to support the programme of land reform through a provision of independent and credible property valuation services. It is envisaged that land claims will be settled with greater efficiency and decisiveness, thereby speeding up the process of land reform. Although the OVG works closely in cooperation with the other institutions in the Rural Development and Land Reform portfolio, it will continue to do so with a significant degree of autonomy, which will add further credibility to the land reform process for the benefit of all the stakeholders.

OFFICE BEARERS

Chief Executive Officer: Ms Motlatso Maloka (Acting Valuer General)

Chief Operations Officer: Mr Thapelo Motsoeneng (Acting)

Senior Management: Mr Malefane Coangae (Acting Executive: Financial Management Services), Ms Tiny Dlamini (Acting Executive: Valuations), Mr Kabelo Moatshe (Acting Executive: Valuations), Mr Tumelo Mokale (Acting Executive: Risk, Governance, Compliance and Legal), Ms Masape Thomas (Acting Executive: Valuations Oversight)

Communications Officers: Ms Sithandiwe Nkobi (Specialist: Strategic Communications and PR)

FINANCIAL INFORMATION*	2023/24	2022/23	2021/22
AUDIT OUTCOME	Qualified	Clean Audit	Clean Audit
FINANCIAL POSITION	R'000	R'000	R'000
Current Assets	67 007	49 852	77 938
Non-Current Assets	8 744	10 246	5 958
Total Assets	75 751	60 098	83 896
Current Liabilities	13 391	28 432	15 370
Non-Current Liabilities	7	7	10
Total Liabilities	13 398	28 439	15 380
Total Net Assets	62 353	31 661	68 516
FINANCIAL PERFORMANCE			
Total Revenue	146 018	109 003	132 088
Exchange Transactions	5 747	1 831	244
Non-Exchange Transactions	140 271	107 172	131 844
Total Expenditure	(93 422)	(83 469)	(68 439)
Employee Costs	(57 859)	(45 746)	(36 633)
Surplus/(Deficit) for Year	52 596	25 534	63 649
CASH FLOW			
Operating Activities	17 063	(24 512)	(93 797)
Investing Activities	(1 008)	(4 887)	(2 378)
Cash & Equivalents - Year End	64 172	48 120	77 519
UIFW EXPENDITURE**	1 610	7	16
HUMAN RESOURCES	2023/24	2022/23	2021/22
Posts Approved	92	70	67
Posts Filled	82	66	64

Refer to p13 for more information on sources, methodology and definitions.

*Refer to nationalgovernment.co.za for a copy of the full Annual Report. **Total of Unauthorised, Irregular, Fruitless & Wasteful Expenditure.

TABLE OF BOOKMARKS

DEPARTMENT OF MINERAL AND PETROLEUM RESOURCES (DMPR)

CONTACT DETAILS

ADDRESS: Trevenna Campus, Building 2C, Cnr Meintjies & Francis Baard Street, Pretoria, 0001
TEL: 021 444 3000
WEB: www.dmre.gov.za
EMAIL: enquiries@dmre.gov.za



mineral & petroleum resources

Department:
Mineral and Petroleum Resources
REPUBLIC OF SOUTH AFRICA

OVERVIEW


The vision of the Department of Mineral and Petroleum Resources (DMPR) is to be a leader in the transformation of South Africa through economic growth and sustainable development in the mining sector. Its mission is to regulate, transform and promote the minerals sector, ensuring that all South Africans derive sustainable benefit from the country's mineral wealth.

OFFICE BEARERS

Minister: Mr Gwede Samson Mantashe (Minister of Mineral and Petroleum Resources) (ANC)
Deputy Minister: Ms Phumzile Sinclatia Mgcina (Deputy Minister of Mineral and Petroleum Resources) (ANC)
Director General: Mr Jacob Mbele
Chief Financial Officer: Ms Yvonne Chetty
Deputy Directors General: Mr Tseliso Maqubela (Mineral and Petroleum Regulation), Ms Hilda Mhlongo (Corporate Services), Adv Mmadikeledi Moloto (Compliance and Enforcement), Mr David Msiza (Mine Health and Safety Inspectorate), Ms Ntokozo Nzimande (Policy Development and Investment Promotions)
Senior Management: Ms Thobile Mbatha (Head Official Responsible for Planning)



MINISTER
MR GS MANTASHE



DEPUTY MINISTER
MS PS MGCINA



DIRECTOR GENERAL
MR J MBELE

Note: The Department of Mineral and Petroleum Resources (DMPR) was formed from the previous Department of Mineral Resources and Energy (DMRE). Financial information is not available for the new department. Refer to nationalgovernment.co.za for historical information.

ALEKOR SOC LTD

CONTACT DETAILS

ADDRESS: Office Block 15, 2nd Floor, The Woodlands Office Park, 20 Woodlands Drive, Woodmead, Johannesburg, 2191
TEL: 011 253 9567
WEB: alexkor.co.za
EMAIL: info@alekxkor.co.za



OVERVIEW

The mission of Alexkor SOC Ltd is to operate a growing, profitable and sustainable mining organisation that contributes to the developmental needs of the communities.

Alexkor's objectives are: turning Alexkor around into a viable dynamic mining company; focusing on organic growth at Alexander Bay; acquisition of new opportunities; creating a sustainable, healthy, safe and environmentally responsible organisation; caring for people, providing sound leadership and building credible processes; and building strong relationships with all strategic partners.

OFFICE BEARERS

Chairperson: Mr T Matona
Board Members: Mr S Danana, Mr T Haasbroek, Ms Z Ntlungula
Chief Executive Officer: Mr Lemogang Pitsoe
Chief Financial Officer: Ms Adila Chowan
Senior Management: Mr Lopang Peacock (Company Secretary)
Communications Officers: Mr Khwezi Finini
Secretary: Ms Joy Chama (Personal Assistant)

FINANCIAL INFORMATION*	2023/24	2022/23	2021/22
AUDIT OUTCOME	Audit not Finalised	Disclaimer	Disclaimer
FINANCIAL POSITION	R'000	R'000	R'000
Current Assets	n/a	731 107	924 300
Non-Current Assets	n/a	115 392	131 107
Total Assets	n/a	846 498	1 055 407
Current Liabilities	n/a	282 426	585 056
Non-Current Liabilities	n/a	204 808	204 898
Total Liabilities	n/a	487 234	789 954
Total Net Assets	n/a	359 265	265 454
FINANCIAL PERFORMANCE			
Total Revenue	n/a	387 398	255 859
Total Expenditure	n/a	(293 587)	(230 100)
Employee Costs	n/a	(29 644)	(29 184)
Surplus/(Deficit) for Year	n/a	93 811	25 760
CASH FLOW			
Operating Activities	n/a	4 161	65 918
Investing Activities	n/a	4 426	(630)
Cash & Equivalents - Year End	n/a	316 793	308 323
UIFW EXPENDITURE**	-	3 800	2 991

Refer to p13 for more information on sources, methodology and definitions.

*Refer to nationalgovernment.co.za for a copy of the full Annual Report. **Total of Unauthorised, Irregular, Fruitless & Wasteful Expenditure.

CENTRAL ENERGY FUND SOC LTD (CEF)

CONTACT DETAILS

ADDRESS: CEF House, Block C, Upper Grayston Office Park, 152 Ann Crescent, Strathavon, Sandton,
TEL: 010 201 4700/4820
WEB: cefgroup.co.za
EMAIL: cefcomms@cefgroup.co.za



OVERVIEW

The Central Energy Fund (CEF) is a Schedule 2 state-owned diversified energy company reporting to the Department of Mineral and Petroleum Resources (DMPR). The mandate of the CEF is derived from the CEF Act 38 of 1977 and the ministerial directives issued thereafter. Its mandate is to contribute to the security of the energy supply of South Africa and the region through exploration, acquisition, development, marketing and strategic partnership.

Established in the 1950s, the CEF has played a central role in ensuring South Africa's energy security supply and making a significant contribution to the South African economy by contributing to the security of energy supply by providing affordable, reliable, diverse use of primary energy resources, and contributing to economic development; being a strategic partner to the DMPR by providing insights in support of policy development and regulation; aligning with government's broad objectives (NDP); and acting as a vehicle for economic growth, poverty alleviation and economic transformation.

The mission of the CEF is to provide and enable sustainable energy security solutions for South Africa in order to contribute to economic development and alleviate poverty in an environmentally responsible manner. The vision of the CEF is to secure reliable and affordable diversified energy security solutions for the South African economy by 2030.

Overall, the CEF is responsible for the following five subsidiaries, which operate across the entire energy sector value chain, making up the CEF Group of Companies: AEMFC, which mines coal in Mpumalanga for supply to Eskom, iGAS which is a shareholder in the Mozambique-to-South Africa gas pipeline and is involved in the development of other gas delivery projects; PASA, which is the national petroleum and gas promotion and licensing agency; PetroSA, which is the largest subsidiary in the Group, operates a gas-to-liquids refinery that uses indigenous gas as feedstock, and is also a partner in a producing oil field in Ghana; and SFF, which manages strategic crude oil infrastructure, strategic crude oil stocks, and provides oil pollution control services in Saldanha Bay. Renewable energy activities of the holding company are managed through the Energy Projects Division. These include the identification of new joint venture investments in renewable and clean energy projects, and the management of existing joint ventures with other parties. CEF also manages the Equalisation Fund on behalf of government.

OFFICE BEARERS

Chairperson: Ms Ayanda Noah
Board Members: Mr Jim Besnaar, Ms Unati Figlan, Ms Gosetseone Leketi
Chief Executive Officer: Dr Ishmael Poolo
Chief Financial Officer: Ms Ditsietsi Morabe
Chief Operations Officer: Mr Tshepo Mokoka
Senior Management: Mr Sakhiwo Makhanya (Group Executive: Strategy Management), Ms Brenda Moagi (Group Executive: Legal and Compliance), Mr Mulalo Razwinani (Group Company Secretary), Ms Zinhle Thupana (Group Executive: Corporate Services), Ms Fhatuwani Tshikomba (Interim Group Executive: Audit)
Communications Officers: Ms Dibuseng Mogoera (Interim GM: Communications and Stakeholder Management)

FINANCIAL INFORMATION*	2023/24	2022/23	2021/22
AUDIT OUTCOME	Financially Unqualified	Qualified	Financially Unqualified
FINANCIAL POSITION	R'000	R'000	R'000
Current Assets	20 893 787	19 037 471	17 743 606
Non-Current Assets	16 663 553	16 462 754	11 351 514
Total Assets	37 576 385	35 500 255	29 254 691
Current Liabilities	9 784 153	6 520 907	3 251 593
Non-Current Liabilities	15 421 824	16 234 655	15 580 938
Total Liabilities	37 576 385	22 755 562	18 832 531
Total Net Assets	12 364 228	12 744 663	10 422 160
FINANCIAL PERFORMANCE			
Total Revenue	32 247 463	33 042 437	15 688 048
Total Expenditure	(32 769 616)	(31 272 483)	(15 625 491)
Employee Costs	(621 978)	(529 355)	(1 458 873)
Surplus/(Deficit) for Year	(522 153)	1 769 954	62 557
CASH FLOW			
Operating Activities	1 006 313	(1 256 227)	1 465 273
Investing Activities	923 512	(3 210 819)	(537 276)
Cash & Equivalents - Year End	15 025 110	13 190 722	14 091 678
UIFW EXPENDITURE**	115	1 046	6 410

COUNCIL FOR GEOSCIENCE (CGS)

CONTACT DETAILS

ADDRESS: 280 Pretoria Road, Silverton, Pretoria
TEL: 012 841 1911
WEB: www.geoscience.org.za
EMAIL: info@geoscience.org.za



Council for Geoscience

OVERVIEW

The objectives underlying the establishment of the Council for Geoscience (CGS) are to develop and publish world-class geoscience knowledge products and to render geoscience-related services to the South African public and industry.

The mandate of the CGS includes: the systematic reconnaissance and documentation of the geology of the earth's surface and continental crust, including all offshore areas within the territorial boundaries of South Africa; the compilation of all geoscience data and information, particularly the geological, geophysical, geochemical and engineering-geological data in the form of maps and documents, which are placed in the public domain; basic geoscience research into the nature and origin of rocks, ores, minerals, formations, the history and evolution of life, and the formation of the Earth, with a view to understanding the geological processes of both the past and present, and to compile and publish such research findings nationally and internationally to contribute to

the understanding of the Earth, its evolution and its resources; and the collection and curation of all geoscience data and knowledge about South Africa in the National Geoscience Repository.

This repository houses a large and growing collection of geoscience information on all the countries of the African continent. This information also includes data that was received from mining companies, universities and research institutions worldwide. Public access to all geoscience information is subject to: existing legislation, arranged through the mandate of the CGS; rendering of geoscience knowledge services and advice to the state to enable informed and scientifically-based decisions about the use of the Earth's surface and the Earth's resources, within the territory of South Africa; and management of a number of national geoscience facilities on behalf of the country. These include the National Seismograph Network, National Borehole-Core Repository, National Geoscience Heritage

Refer to p13 for more information on sources, methodology and definitions.

*Refer to nationalgovernment.co.za for a copy of the full Annual Report. **Total of Unauthorised, Irregular, Fruitless & Wasteful Expenditure.

TABLE OF BOOKMARKS

Collections (Geoscience Museum), and National Geoscience Library. As part of its seismological monitoring function, the CGS contributes to the verification of global compliance to the ban on underground, underwater and upper atmospheric nuclear explosions in terms of the Comprehensive Nuclear-Test-Ban Treaty (CTBT), by making data available from stations located on South African territory; and rendering commercial geoscience services and products to national and international clients. The Council for Geoscience is one of the national science council in the country. It is the custodian of all geoscientific information in South Africa.

OFFICE BEARERS

Chairperson: Mr Kelepile Dintwe

Deputy Chairperson: Mr X Mvinjelwa

Board Members: Adv Ntika Maaake, Mr Sabelo Malaza, Mr Mandla Malindisa, Dr Moloko Matlala, Dr Jennifer Mirembe, Dr Siyanda Mngadi, Mr A Moatshe, Dr Mmboneni Muofhe, Ms Thobeka Njozela, Ms Ntombifuthi Nxumalo, Dr Mayshree Singh

Chief Executive Officer: Mr Mosa Mabuza

Chief Financial Officer: Mr Sakhiseni Simelane

Senior Management: Ms Siphelile Buthelezi (Executive Manager: Geoscientific Services), Dr Thuli Khumalo (Executive Manager: Office of the CEO), Ms Zodwa Mbatha (Executive Manager: Corporate Services), Mr Willem Meintjes (Executive Manager: Integrated Geoscience Development)

Communications Officers: Ms Mahlako Mathabatha (Marketing Officer), Ms Mahlatse Mononela (Communication and Stakeholder Relations Manager)

FINANCIAL INFORMATION*	2023/24	2022/23	2021/22
AUDIT OUTCOME	Financially Unqualified	Clean Audit	Clean Audit
FINANCIAL POSITION	R'000	R'000	R'000
Current Assets	245 727	230 268	360 189
Non-Current Assets	373 079	381 181	364 667
Total Assets	618 806	611 450	724 856
Current Liabilities	220 794	273 970	292 308
Non-Current Liabilities	15 218	5 979	11 530
Total Liabilities	236 012	279 949	303 838
Total Net Assets	382 793	331 502	421 019
FINANCIAL PERFORMANCE			
Total Revenue	860 479	570 975	583 212
Exchange Transactions	237 079	171 459	256 969
Non-Exchange Transactions	623 400	399 516	326 243
Total Expenditure	(809 188)	(660 492)	(598 308)
Employee Costs	(362 662)	(345 924)	(340 464)
Surplus/(Deficit) for Year	51 291	(89 517)	(15 096)
CASH FLOW			
Operating Activities	7 557	(64 348)	(22 102)
Investing Activities	(36 844)	(58 464)	(43 264)
Cash & Equivalents – Year End	140 898	170 186	292 997
UIFW EXPENDITURE**	-	-	-
HUMAN RESOURCES	2023/24	2022/23	2021/22
Posts Filled	458	428	431

MINE HEALTH AND SAFETY COUNCIL (MHSC)

CONTACT DETAILS

ADDRESS: 145 Western Service Road, Western Woods Office Park B7, Maple Place, Woodmead, Gauteng

TEL: 011 656 1797 / 011 070 4200

WEB: mhsc.org.za

EMAIL: info@mhsc.org.za



OVERVIEW

The Mine Health and Safety Council (MHSC) is a national public entity (Schedule 3A) established in terms of the Mine Health and Safety Act, 29 of 1996, as amended. The entity comprises a tripartite board represented by state, employer and labour members under the chairmanship of the Chief Inspector of Mines.

The MHSC is funded by public revenue and is accountable to Parliament. The main task of the Council is to advise the Minister of Mineral Resources on occupational health and safety legislation and research outcomes focussed on improving and promoting occupational health and safety in South African mines.

The Mine Health and Safety Council has been in existence since 1997. It has provided a playform for engagement for the tripartite stakeholders. It continues to be the trusted advisor to the Minister of Mineral Resources and the mining industry at large on occupational health and safety issues. The MHSC is currently in the process of implementing the Centre of Excellence on mine occupational health and safety, which is a game changer in how MHSC is going to conduct its business.

OFFICE BEARERS

Chairperson: Mr David Msiza

Council Members: Dr Thuthula Balfour, Mr Ronaldt Mafoko, Mr Ndivhudza Victor Mahwasane, Mr Phuthuma Manyathi, Adv Paul Mardon, Mr Xolile Mbonambi, Mr Masibulele Naki, Dr Lindiwe Ndelu, Mr Vijay Nundlall, Ms Melanie Roy, Mr Stuart Sepetla, Ms Letisha van der Berg, Mr Wessel Nicolaas van Rooyen, Mr Mthokozisi Zondi

Chief Executive Officer: Mr David Mamphitha

Chief Financial Officer: Ms Precious Mbingo

Senior Management: Ms Fatheela Brovko (Chief Research Operations Officer), Mr Mantji Fenyane (IT Senior Manager), Ms Pozisa Mtya (Knowledge and Information Officer), Mr Victor Tleane (Acting Chief Human Capital Officer)

Communications Officers: Ms Masanda Peter (Stakeholder Manager)

FINANCIAL INFORMATION*	2023/24	2022/23	2021/22
AUDIT OUTCOME	Financially Unqualified	Financially Unqualified	Financially Unqualified
FINANCIAL POSITION	R'000	R'000	R'000
Current Assets	166 415	147 091	124 438
Non-Current Assets	28 139	4 951	5 524
Total Assets	194 555	152 042	129 961
Current Liabilities	18 159	13 996	12 573
Non-Current Liabilities	7 928	7 138	6 029
Total Liabilities	26 088	21 133	18 602
Total Net Assets	168 467	130 909	111 359
FINANCIAL PERFORMANCE			
Total Revenue	133 033	114 114	100 760
Exchange Transactions	11 134	4 168	5
Non-Exchange Transactions	121 900	109 946	100 755
Total Expenditure	(96 319)	(94 329)	(105 842)
Employee Costs	(50 214)	(46 263)	(50 352)
Surplus/(Deficit) for Year	36 714	19 785	(5 082)
CASH FLOW			
Operating Activities	76 947	(6 399)	(6 071)
Investing Activities	5 175	(21 544)	(2 461)
Cash & Equivalents – Year End	143 261	71 645	99 763
UIFW EXPENDITURE**	55	1 148	2 693
HUMAN RESOURCES	2023/24	2022/23	2021/22
Posts Approved	64	64	62
Posts Filled	56	43	49

Refer to p13 for more information on sources, methodology and definitions.

*Refer to nationalgovernment.co.za for a copy of the full Annual Report. **Total of Unauthorised, Irregular, Fruitless & Wasteful Expenditure.

TABLE OF BOOKMARKS

MINTEK

CONTACT DETAILS

ADDRESS: 200 Malibongwe Drive, Strijdom Park, Randburg, Johannesburg
TEL: 011 709 4111
WEB: mintek.co.za
EMAIL: info@mintek.co.za



OVERVIEW

The mandate of Mintek is to serve the national interest through research and development, technology transfer, promote mineral technology, and encourage the establishment and expansion of industries in the field of minerals and products derived therefrom.

Mintek's offerings include a full range of process development services, from preliminary bench-scale investigations to large-scale piloting and integrated flowsheet development, in support of bankable feasibility studies. Its activities include: providing essential services (information, consulting and experimental); increasing the competitiveness of the industry by developing effective technology (to cut costs and improve recoveries); developing 'breakthrough' process technologies and novel uses for metals and their products; marketing its commercial products and technologies to the industry; establishing strategic partnerships and joint ventures; participating in regional development initiatives and Southern African Development Community activities and projects; maintaining and expanding international scientific links; and developing the human resources potential of the region through educational and training activities.

OFFICE BEARERS

Chairperson: Dr Thibedi Ramontja
Deputy Chairperson: Ms NP Zikalala Mvelase
Board Members: Mr Philippus Rudolf Heydenrich, Dr Takalani Madzivhandila, Ms Pontsho Maruping, Mr Livhu Nengovhela, Ms Ntokozi Faith Ngcwabe, Prof Lwazi Ngubevana, Dr Siyabonga Simayi, Ms Azwinndini Mavis Thomani
Chief Executive Officer: Dr Molefi Motuku
Chief Financial Officer: Mr Sakhil Simelane (CFO/Group Executive: Support Services)

Senior Management: Ms Mariekie Gericke (Group Executive: Extractive Metallurgy), Prof Indresan Govender (Group Executive: Mineral Processing and Characterisation), Dr Jones Papo (Group Executive: Mining, Materials and Automation)

Communications Officers: Mr Elvis Tshweneyame

FINANCIAL INFORMATION*	2023/24	2022/23	2021/22
AUDIT OUTCOME	Clean Audit	Financially Unqualified	Financially Unqualified
FINANCIAL POSITION	R'000	R'000	R'000
Current Assets	551 927	598 293	529 271
Non-Current Assets	438 993	411 533	438 789
Total Assets	990 920	1 009 827	968 060
Current Liabilities	314 485	347 193	309 332
Non-Current Liabilities	4 786	5 854	6 820
Total Liabilities	319 271	353 038	316 151
Total Net Assets	671 649	656 789	651 909
FINANCIAL PERFORMANCE			
Total Revenue	765 635	649 462	610 693
Exchange Transactions	485 546	352 247	341 096
Non-Exchange Transactions	280 089	297 215	269 597
Total Expenditure	(760 516)	(642 439)	(592 327)
Employee Costs	(360 949)	(312 063)	(312 874)
Surplus/(Deficit) for Year	5 119	7 023	18 366
CASH FLOW			
Operating Activities	(34 283)	58 986	37 016
Investing Activities	(74 535)	(13 002)	(21 443)
Cash & Equivalents - Year End	98 918	507 736	461 752
UIFW EXPENDITURE**	8 818	17 952	8 660

PETROLEUM, OIL AND GAS CORPORATION OF SOUTH AFRICA (PETROSA)

CONTACT DETAILS

ADDRESS: 151 Frans Conradie Street, Parow, Cape Town
TEL: 021 929 3000
WEB: www.petrosa.co.za
EMAIL: info@petrosa.co.za



PetroSA

OVERVIEW

The mission of the Petroleum, Oil and Gas Corporation of South Africa SOC Ltd (PetroSA) is to support the establishment of the South African National Petroleum Company, and to unlock and realise commercial value from the national hydrocarbon endowment; and to enable and supply competitive, efficient South African energy whilst ensuring energy security of supply; and that we responsibly do this having a high focus on our people, our environment and the economy of South Africa. As South Africa's National Oil Company (NOC), wholly owned by the CEF SOC Ltd, PetroSA is mandated to operate as a commercial entity and create value for its shareholders and all its stakeholders. Delivering on the mandate extends beyond contributing to the national economy through tax and dividend payments and includes making a significant contribution towards advancing the broader national objectives of the South African petroleum industry for the ultimate benefit of all the country's citizens.

OFFICE BEARERS

Chairperson: Ms Unati Figlan
Board Members: Mr Thembinkosi Bonakele, Mr Llewellyn Delpont, Mr Mmete Fusi, Ms Brenda Moagi, Ms Ditsietsi Morabe
Chief Executive Officer: Mr Mmete Fusi (Acting), Mr Xolile Sizani (Suspended)
Chief Financial Officer: Ms Nombulelo Tyandela
Senior Management: Ms Nohlanga Motaung (Company Secretary)
Communications Officers: Ms Nonny Mashika (Group Manager: Communications, Government and Stakeholder Relations)

FINANCIAL INFORMATION*	2023/24	2022/23	2021/22
AUDIT OUTCOME	Financially Unqualified	Financially Unqualified	Financially Unqualified
UIFW EXPENDITURE**	431 225	48 212	3 858

Refer to p13 for more information on sources, methodology and definitions.

*Refer to nationalgovernment.co.za for a copy of the full Annual Report. **Total of Unauthorised, Irregular, Fruitless & Wasteful Expenditure.

TABLE OF BOOKMARKS

SOUTH AFRICAN DIAMOND AND PRECIOUS METALS REGULATOR (SADPMR)

CONTACT DETAILS

ADDRESS: Building 4 OR Tambo SEZ Orta SEZ Precinct 1, Bonaero Park
TEL: 011 223 7000
WHATSAPP: 081 540 1334
WEB: www.sadpmr.co.za
EMAIL: info@sadpmr.co.za



OVERVIEW

The mission of the South African Diamond and Precious Metals Regulator is to render regulatory services by ensuring compliance with legislation, skills transfer, business development support, equitable access to resources, and local beneficiation.

The Regulator's key strategic objectives are to: ensure competitiveness, sustainable development and job creation in the diamond and precious metals industry; ensure effective transformation of the diamond and precious metals sectors; ensure equitable access to resources for local beneficiation; ensure compliance with the legislative requirements; and improve organisational capacity for maximum execution brilliance.

OFFICE BEARERS

Chairperson: Mr Abiel Mngomezulu
Board Members: Mr Norman Baloyi, Mr Mawethu Cawe, Mr Cecil Khosa, Dr Tshepo David Khoza, Ms Leanda-Marsha Matshali, Ms Faith Tumelo Mokwena, Mr Rangers Molapo, Adv Mmadikeledi Moloto, Prof Paul Motsepe, Ms Fungai Mushohwe, Ms Nosiphiwo Mzamo, Ms Nongcebo Ngcobo, Adv Leon Johannes Pretorius, Dr Natalie Skeepers
Chief Executive Officer: Mr Cecil Khosa
Chief Financial Officer: Ms Yalekile Lusibane
Senior Management: Ms Melva Baloyi (Risk and Compliance Officer), Dr Ashock Damarupurshad (General Manager: Trade), Mr Oupa Lekalakala (Manager: Information and Communication Technology), Ms Busisiwe Mahlangu (Manager: Finance), Ms Tiny Mathibeng (Manager: Inspectorate), Mr Ephraim Matlala (Manager: Security Risk), Ms Nthabiseng Bridgette Matlhabe (Internal Auditor), Mr Khayaletu Mornach Matrose (Manager: DEEC), Mr Joseph Morole (Manager: Human Resources), Mr Nkuchong Mothabe (Governance Specialist), Mr Tebogo Wilfred Motloung (General Manager: Regulatory Compliance), Adv Paul Motsepe (General Manager: Governance), Mr Joseph Mphafudi (Manager: Regulations), Ms Linda Nkhumishe (General Manager: Corporate

Services), Ms Masingita Nkomo-Fumani (Manager: Supply Chain), Ms Abigail Pholoha (Manager: Diamond Valuation), Ms Vasani Ramesar (Office Manager: Office of the CEO)
Communications Officers: Ms Dithuso Makhwanyane, Mr Lwazi Nogxina (Communications Officer)

FINANCIAL INFORMATION*	2023/24	2022/23	2021/22
AUDIT OUTCOME	Clean Audit	Clean Audit	Financially Unqualified
FINANCIAL POSITION	R'000	R'000	R'000
Current Assets	72 028	91 905	76 959
Non-Current Assets	23 048	22 304	21 273
Total Assets	98 076	114 209	98 232
Current Liabilities	12 760	17 382	12 397
Non-Current Liabilities	1 132	1 244	3 191
Total Liabilities	13 891	15 626	15 588
Total Net Assets	84 185	98 584	82 644
FINANCIAL PERFORMANCE			
Total Revenue	116 436	128 411	122 718
Exchange Transactions	52 067	65 517	60 691
Non-Exchange Transactions	64 369	62 894	62 027
Total Expenditure	(129 441)	(112 395)	(109 531)
Employee Costs	(88 144)	(82 734)	(79 468)
Surplus/(Deficit) for Year	(13 004)	16 016	11 712
CASH FLOW			
Operating Activities	(8 975)	19 030	30 630
Investing Activities	(5 818)	33 955	(7 011)
Cash & Equivalents - Year End	71 277	86 494	35 649
UIFW EXPENDITURE**	234	15	10 207
HUMAN RESOURCES	2023/24	2022/23	2021/22
Posts Approved	116	116	126
Posts Filled	111	112	108

STATE DIAMOND TRADER

CONTACT DETAILS

ADDRESS: Bonaero Drive, ACSA Precinct, Bonaero Park
TEL: 011 334 2691
WEB: www.statediamondtrader.gov.za
EMAIL: info@statediamondtrader.gov.za



OVERVIEW

The mission of the State Diamond Trader SOC Ltd is to: promote equitable access to rough diamonds in support of local beneficiation; promote inclusive economic growth; promote the growth of the industry through relevant interventions; and establish and maintain a transformed client base of local diamond beneficiaries.

The State Diamond Trader's main business is to buy and sell rough diamonds and to promote equitable access to and beneficiation of the country's diamond resources. Its main aim is to grow South Africa's diamond-cutting and polishing industry by enabling and increasing the participation of historically disadvantaged South Africans (HDSA) in the diamond beneficiation industry.

OFFICE BEARERS

Chairperson: Mr A Chikane
Board Members: Mr E Blom, Mr J Boning, Ms H Diatile, Mr LJ Dlamini, Mr J Hugo, Mr NC Khosa, Adv MA Lebakeng, Dr NO Masekora, Ms SMB Nyakale, Ms AJ Rossouw, Mr M Sanane
Chief Executive Officer: Ms N Mzamo
Chief Financial Officer: Ms S Madolo

Chief Operations Officer: Mr C van der Ross (Operations Manager)
Senior Management: Mr N Mabaso (HR Manager), Mr S Mhlangu (Company Secretary and Legal Manager),
Communications Officers: Ms Tsholofelo Gopolang Tselapedi (Marketing and Communication Manager)

FINANCIAL INFORMATION*	2023/24	2022/23	2021/22
AUDIT OUTCOME	Clean Audit	Financially Unqualified	Clean Audit
FINANCIAL POSITION	R'000	R'000	R'000
Current Assets	186 880	136 436	101 667
Non-Current Assets	10 589	11 769	13 100
Total Assets	197 487	148 205	114 767
Current Liabilities	64 716	4 367	8 069
Non-Current Liabilities	10 289	11 003	11 515
Total Liabilities	75 005	15 370	19 584
Total Net Assets	122 482	132 835	95 183

Refer to p13 for more information on sources, methodology and definitions.

*Refer to nationalgovernment.co.za for a copy of the full Annual Report. **Total of Unauthorised, Irregular, Fruitless & Wasteful Expenditure.

TABLE OF BOOKMARKS

FINANCIAL INFORMATION*	2023/24	2022/23	2021/22
FINANCIAL PERFORMANCE			
Total Revenue	641 048	1 338 684	1 444 800
Total Expenditure	(651 401)	(1 301 032)	(1 392 123)
Employee Costs	(17 288)	(14 256)	(13 636)
Surplus/(Deficit) for Year	(10 353)	37 652	52 677
CASH FLOW			
Operating Activities	69 770	12 845	63 455
Investing Activities	(293)	(138)	(2 064)
Cash & Equivalents - Year End	182 503	113 538	100 977
UIFW EXPENDITURE**	-	-	-

HUMAN RESOURCES	2023/24	2022/23
Posts Approved	34	34
Posts Filled	27	24

DEPARTMENT OF SMALL BUSINESS DEVELOPMENT (DSBD)

CONTACT DETAILS

ADDRESS: 77 Meintjies Street, Sunnyside, Pretoria
TEL: 0861 843 384 / 012 394 5535/1813
WEB: www.dsbd.gov.za
EMAIL: info@dsbd.gov.za



small business development

Department:
Small Business Development
REPUBLIC OF SOUTH AFRICA


OVERVIEW

The mission of the Department of Small Business Development is to focus on enhanced support to small business and cooperatives, with an emphasis on programmes to advance entrepreneurship amongst women, the youth, and people with disabilities to contribute to job creation and economic growth.

The Department's objectives are to: facilitate the development and growth of small businesses and cooperatives to contribute to inclusive and shared economic growth and job creation through public and private sector procurement; facilitate partnerships with all spheres of government as well as the private sector to ensure mutual cooperation that will benefit small businesses and cooperatives; advocate for a conducive regulatory environment for small businesses and cooperatives to enable access to finance, investment, trade equitable and market access in an and sustainable manner; and facilitate radical economic transformation through increased participation of small businesses and cooperatives in the mainstream economy.

OFFICE BEARERS

Minister: Ms Stella Tembisa Ndabeni-Abrahams (Minister of Small Business Development) (ANC)
Deputy Minister: Ms Raesetja Jane Sithole (Deputy Minister of Small Business Development) (DA)
Director General: Ms Thulisile Manzini (Acting)
Chief of Staff: Lungisa Mzizana (Acting Chief of Staff and PLO)
Chief Financial Officer: Ms S Oosterwyk
Deputy Directors General: Ms NR Buthelezi (Internal Audit), Ms Qinisile Precious Delwa (Enterprise Development and Entrepreneurship), Mr Mosa Keneilwe Makhele (Sector Policy and Research), Mr AM Mohoto (Acting: Development Finance and Enterprise Development), Mr J Ndumo (Acting: Sector and Market Development), Ms Q Ramaboa (Risk, Anti-Corruption and Integrity Management)
Senior Management: Ms NH Mavundla (Chief Director: Strategic Management and Executive Support), Ms M Mbatha (Chief Director: Corporate Services)



MINISTER
MS ST NDABENI-ABRAHAMS



DEPUTY MINISTER
MS RJ SITHOLE



ACTING
DIRECTOR GENERAL
MS T MANZINI

Communications Officers: Siphe Macanda (Head: Communications), Luyanda Mbalana (Communication Officer)
Secretaries: Buyiselwa Holomisa Mtirara (Private Secretary: Minister), Ms Gugu Sithole (Administrative Secretary)

FINANCIAL INFORMATION*	2023/24	2022/23	2021/22
AUDIT OUTCOME	Clean Audit	Clean Audit	Clean Audit
APPROPRIATION STATEMENT			
	R'000	R'000	R'000
Total Final Appropriation	2 607 140	2 591 108	2 799 127
Actual Expenditure	2 513 868	2 541 817	2 753 008
Employee Compensation	181 452	144 430	138 425
Goods and Services	138 413	91 572	73 949
Capital Assets	6 699	6 949	3 250
UIFW EXPENDITURE**	88	655	6
HUMAN RESOURCES			
	2023/24	2022/23	2021/22
Posts Approved	299	210	210
Posts Filled	228	189	176

SMALL ENTERPRISE DEVELOPMENT AND FINANCE AGENCY (SEDFA)

CONTACT DETAILS

ADDRESS: The Fields, Office Block A, 1066 Burnett Street, Hatfield, Pretoria
TEL: 0860 103 703
WEB: www.sedfa.org.za
EMAIL: info@seda.org.za

OVERVIEW

On 1 October 2024, the Small Enterprise Development and Finance Agency (SEDFA) commenced its operations. This new entity was formed when the Small Enterprise Finance Agency (SEFA), the Small Enterprise Development Agency (SEDA), and the Cooperative Banks Development

Agency (CBDA) officially merged to create SEDFA under the National Small Enterprise Amendment Act of 2024 (NSEA).

This significant development creates a unified institution dedicated to supporting the growth and development of Micro Small and Medium Enterprises (MSMEs) across South Africa.

This step is in response to the National Small Enterprise Amendment Bill signed by President Cyril Ramaphosa on 23 July 2024. SEDFA is incorporated as a State-Owned Company under "Small Enterprise Development and Finance Agency SOC Limited", with the State as the sole shareholder. The agency operates through its Board and adheres to the Public Finance Management Act and the Companies Act.

Refer to p13 for more information on sources, methodology and definitions.

*Refer to nationalgovernment.co.za for a copy of the full Annual Report. **Total of Unauthorised, Irregular, Fruitless & Wasteful Expenditure.

TABLE OF BOOKMARKS

OFFICE BEARERS

Deputy Director: Ms Lorna Padayachee (Deputy Director: Financial Management)

Note: The Small Enterprise Development and Finance Agency (SEDEFA) was formed by the merger of the Small Enterprise Finance Agency (SEFA), the Small Enterprise Development Agency (SEDA), and the Cooperative Banks Development Agency (CBDA). View historical information for the merged entities at nationalgovernment.co.za.

DEPARTMENT OF TOURISM (DT)

CONTACT DETAILS

ADDRESS: 7 Trevenna Street, Sunnyside

TEL: 012 444 6000 / 6730 / 6621

WEB: www.tourism.gov.za

EMAIL: callcentre@tourism.gov.za



tourism

Department:
Tourism
REPUBLIC OF SOUTH AFRICA

OVERVIEW

The Department of Tourism is mandated under the Tourism Act 3 of 2014 to: promote the practise of responsible tourism for the benefit of the country and for the enjoyment of all its residents and foreign visitors; provide for the effective domestic and international marketing of South Africa as a tourist destination; promote quality tourism products and services; promote growth in and development of the tourism sector; and enhance cooperation and coordination between all spheres of government in developing and managing tourism.

The National Development Plan (NDP) is the 2030 vision for the country. It recognises tourism as one of the main drivers of employment and economic growth. Tourism is also positioned as one of the six core pillars of growth in the country's New Growth Path (NGP) framework. The National Tourism Sector Strategy (NTSS) provides a blueprint for the tourism sector in the pursuit of growth targets contained in the NGP. Through the Department's NTSS, the tourism sector is committed to creating a total of 225 000 jobs by the year 2020.

The Department's objectives include ensuring that benefits of tourism are equitably shared amongst the people of South Africa, and planning for the empowerment of youth, women, and people with disabilities through entrepreneurial participation and opportunities. The Department's focus is on increasing competitiveness within the tourism sector in South Africa.

In the medium term, the Department aims to increase investment in the tourism sector, increase inbound tourism, entrench a culture of tourism amongst South Africans, and increase the sector's contribution to job creation and economic growth.

OFFICE BEARERS

Minister: Ms Patricia de Lille (Minister of Tourism) (GOOD)

Deputy Minister: Ms Makhotsa Magdeline Sotyu (Deputy Minister of Tourism) (ANC)

Director General: Mr Nkhumeleni Victor Vele

Chief of Staff: Mncedisi Mtshali

Senior Management: Mr Cobus Coetzee (Cabinet Liaison Officer: Minister), Ms Nomsa Hani (Head of Office: Deputy Minister), Mr Thabo Makhubedu (Director: Office of the Director General), Ms Lerato Theko (Parliamentary Liaison Officer: Deputy Minister), Mr Nhlanhla Vincent Xaba (Parliamentary Cabinet Liaison Officer: Office of the Deputy Minister)



MINISTER
MS P DE LILLE



DEPUTY MINISTER
MS MM SOTYU



DIRECTOR GENERAL
MR NV VELE

Communications Officers: Mr Thabo Makhubedu, Ms Zara Nicholson (Media Liaison Officer)

Secretaries: Ms Tenjiwe Kambule (PA: Deputy Minister), Ms Margaret Mathebula (Personal Assistant: Director General), Matsatsi Nene (Assistant Private Secretary: Minister)

FINANCIAL INFORMATION*	2023/24	2022/23	2021/22
AUDIT OUTCOME	Clean Audit	Financially Unqualified	Financially Unqualified
APPROPRIATION STATEMENT	R'000	R'000	R'000
Total Final Appropriation	2 527 144	2 568 691	2 662 006
Actual Expenditure	2 372 252	2 473 720	2 572 586
Employee Compensation	364 410	353 294	337 452
Goods and Services	357 885	406 534	417 261
Capital Assets	122 657	148 273	213 502
UIFW EXPENDITURE**	848	4 737	1 927
HUMAN RESOURCES	2023/24	2022/23	2021/22
Posts Approved	541	521	512
Posts Filled	482	480	461

SOUTH AFRICAN TOURISM

CONTACT DETAILS

ADDRESS: Bojanala House, 90 Protea Road, Chislehurst, Sandton, Johannesburg

TEL: 011 895 3000

WEB: www.southafrica.net/za/en

EMAIL: mediaq@southafrica.net



Inspiring new ways

OVERVIEW

South African Tourism is the national tourism agency responsible for marketing South Africa as a destination internationally and domestically.

The Agency's objectives are to: develop and implement marketing strategies efficiently in the specific market segments; promote South Africa's scenic beauty, diverse wildlife, ecotourism, and variety of cultures and heritage; realise South Africa's potential as a big event destination; engender a travel and tourism culture among South Africans; use the more focused, cost-effective and customer-driven approach taken to

its international marketing operations in a quest to 'play smarter' in the increasingly competitive global tourism market; continue including initiatives such as ongoing segmentation research into key spend and volume markets abroad, which highlight international growth areas where South African Tourism's marketing efforts will reap the greatest returns; continue with its aggressive e-Business Tourism Growth Strategy, which incorporates fully-fledged research and a website; create market access by participating in major travel shows, coordinate advertising, public

Refer to p13 for more information on sources, methodology and definitions.

*Refer to nationalgovernment.co.za for a copy of the full Annual Report. **Total of Unauthorised, Irregular, Fruitless & Wasteful Expenditure.

TABLE OF BOOKMARKS

relations and direct mailing campaigns, and conduct familiarising trips with media, tour operators and travel agents to enhance understanding of South Africa as a leisure and business events destination; and be active in promoting South Africa as a destination for business tourism through its Business Tourism Unit, which works closely with sector representatives both abroad and in South Africa.

South African Tourism also focuses on encouraging the grading of establishments to enhance South Africa's value proposition and seamless experiences for all tourists.

OFFICE BEARERS

Chairperson: Dr Gregory J Davids

Board Members: Prof Motlago Stella Bavuma, Ms Maija de Rijk-Uys, Ms Nqabomzi Haya, Adv Dominique Jordaan, Ms Makhosazana Khanyile, Mr Rajesh Mahabeer, Mr Ayanda V Mazibuko, Mr Ikaneng Ephraim Pilane, Dr Mzolisi Michael Toni

Chief Executive Officer: Ms Nombulelo Guliwe

Chief Financial Officer: Mr Talib Sadik

Chief Operations Officer: Mr Darryl Erasmus

Senior Management: Ms Bronwen Auret (Chief Quality Assurance Officer), Mr Robert Manson (Chief Digital Transformation and Technology Officer), Mr Siya Mthethwa (Chief: Strategy Officer), Ms Zinhle Nzama (Acting: Chief Conventions Bureau Officer), Ms Thembisile Sehloho (Chief: Marketing Officer)

Communications Officers: Altaaf Kazi, Ms Thandiwe Mathibela

FINANCIAL INFORMATION*	2023/24	2022/23	2021/22
AUDIT OUTCOME	Qualified	Financially Unqualified	Financially Unqualified

FINANCIAL INFORMATION*	2023/24	2022/23	2021/22
FINANCIAL POSITION	R'000	R'000	R'000
Current Assets	742 422	642 007	736 682
Non-Current Assets	72 102	80 560	80 043
Total Assets	814 524	722 567	816 725
Current Liabilities	343 456	328 475	562 109
Non-Current Liabilities	28 902	25 319	26 933
Total Liabilities	372 358	353 794	589 042
Total Net Assets	442 166	368 773	227 683
FINANCIAL PERFORMANCE			
Total Revenue	1 576 594	1 584 775	1 392 539
Exchange Transactions	153 312	140 129	36 662
Non-Exchange Transactions	1 423 283	1 444 647	1 355 877
Total Expenditure	(1 495 468)	(1 595 426)	(1 273 894)
Employee Costs	(234 579)	(221 860)	(230 874)
Surplus/(Deficit) for Year	81 126	(10 650)	118 645
CASH FLOW			
Operating Activities	124 178	(183 344)	498 048
Investing Activities	(5 449)	(15 704)	(20 962)
Cash & Equivalents - Year End	570 225	447 917	647 042
UIFW EXPENDITURE**	28 405	11 144	6 800
HUMAN RESOURCES	2023/24	2022/23	2021/22
Posts Approved	202	202	202
Posts Filled	165	176	186

DEPARTMENT OF TRADE, INDUSTRY AND COMPETITION (THE dtic)

CONTACT DETAILS

ADDRESS: 77 Meintjies Street, Sunnyside, Pretoria

TEL: 086 184 3384

WEB: www.thedtic.gov.za

EMAIL: contactus@thedtic.gov.za

OVERVIEW

The mission of the Department of Trade, Industry and Competition (the dtic) is to promote structural transformation, towards a dynamic industrial and globally competitive economy; provide a predictable, competitive, equitable and socially responsible environment conducive to investment, trade and enterprise development; broaden participation in the economy to strengthen economic development; and continually improve the skills and capabilities of the dtic to effectively deliver on its mandate and respond to the needs of South Africa's economic citizens. The department's strategic objectives are to facilitate transformation of the economy to promote industrial development, investment, competitiveness and employment creation; build mutually beneficial regional and global relations to advance South Africa's trade, industrial policy and economic development objectives; facilitate broad-based economic participation through targeted interventions to achieve more inclusive growth; create a fair regulatory environment that enables investment, trade and enterprise development in an equitable and socially responsible manner; and promote a professional, ethical, dynamic, competitive and customer-focused working environment that ensures effective and efficient service delivery.

OFFICE BEARERS

Minister: Mr Mpho Parks Franklyn Tau (Minister of Trade, Industry and Competition) (ANC)

Deputy Minister: Mr Zuko Godlimpi (Deputy Minister of Trade, Industry and Competition) (ANC), Mr Andrew Grant Whitfield (Deputy Minister of Trade, Industry and Competition) (DA)

Director General: Mr Simphiwe Hamilton

Chief of Staff: Ms Labeegah Schuurman

Chief Financial Officer: Ms Irene Ramafola

Deputy Directors General: Ms Sarah Choane (Corporate Management Services), Mr Stephen Hanival (Chief Economist: Research), Mr Yunus Hoosen (Acting: Investment and Spatial Industrial Development), Ms Malebo Mabitjhe-Thompson (Incentives), Ms Susan Mangole (Acting:



the dtic

Department:
Trade, Industry and Competition
REPUBLIC OF SOUTH AFRICA



MINISTER
MR MPF TAU



DEPUTY MINISTER
MR Z GODLIMPI



DEPUTY MINISTER
MR AG WHITFIELD

Transformation and Competition), Dr Shandokane Evelyn Masotja (Regulation Division), Ms Lerato Mataboge (Exports), Ms Xolelwa Mlumbi-Peter (Trade), Ms Thandi Phela (Acting: Sectors)

Senior Management: Ms Nontombi Matomela (Acting Chief Operating Officer), Mfundo Mayeza (Administrator: Deputy Minister), Mr Khayelihle Nkwanyana (Head of Office: Deputy Minister), Mr Thulani Skhosana (Head of Office: Deputy Minister)

Communications Officers: Yamkela Fanisi (Ministerial Spokesperson), Mr Bongani Lukhele (Director: Media Relations), Ms Tsholofelo Mushi (Cabinet and Parliamentary Liaison Officer)

Secretaries: Ms Kagiso Malebye (Assistant Private Secretary: Minister), Ms Tshogofatso Masoga (Private Secretary: Minister), Inze Neethling (Personal Assistant: Director General), Ms Snenhlanhla Ntazi (Private Secretary: Deputy Minister), Ms Sthembile Shongwe (Private Secretary: Deputy Minister)

FINANCIAL INFORMATION*	2023/24	2022/23	2021/22
AUDIT OUTCOME	Clean Audit	Clean Audit	Clean Audit

Refer to p13 for more information on sources, methodology and definitions.

*Refer to nationalgovernment.co.za for a copy of the full Annual Report. **Total of Unauthorised, Irregular, Fruitless & Wasteful Expenditure.

TABLE OF BOOKMARKS

FINANCIAL INFORMATION*	2023/24	2022/23	2021/22
APPROPRIATION STATEMENT	R'000	R'000	R'000
Total Final Appropriation	10 927 855	11 065 495	11 934 077
Actual Expenditure	10 658 446	10 798 433	11 614 096
Employee Compensation	1 042 235	1 046 434	1 018 506
Goods and Services	634 030	592 943	494 843
Capital Assets	60 700	4 118	2 787
UIFW EXPENDITURE**	-	-	-

HUMAN RESOURCES	2023/24	2022/23	2021/22
Posts Approved	1 183	1 350	1 350
Posts Filled	1 056	1 113	1 176

COMPANIES AND INTELLECTUAL PROPERTY COMMISSION (CIPC)

CONTACT DETAILS

ADDRESS: The DTIC Campus, Entfufukweni, Block F, 77 Meintjies Street, Sunnyside, Pretoria, 0001

TEL: 086 100 2472 / 012 394 9573

WEB: www.cipc.co.za

EMAIL: info@cipc.co.za



Companies and Intellectual Property Commission
a member of the dti group

OVERVIEW

Since its inception in May 2011, the Companies and Intellectual Property Commission (CIPC) has been undergoing a sustained and rapid transformation in order to improve its service delivery and to contribute meaningfully to South Africa's developmental and economic needs.

CIPC has come a long way from being an administrative organisation with little or no regulatory focus; an almost exclusively manual, paper-based process, resulting in capturing errors and lost documents; and plagued by outdated and unreliable ICT infrastructure and ICT governance. Great strides have been made with the modernisation of the organisation through the upgrading of its ICT infrastructure and the introduction of new and improved online services for company registration, name reservations, annual returns, director and member changes, financial year-end changes, address changes, and trademark, patent, design and copyright in film applications.

CIPC plans to digitise all its business processes to ensure ease, speed of transacting and availability anywhere in the world, 24/7. Self-service terminals (SSTs) were introduced in Pretoria, Johannesburg and Cape Town, offering an opportunity for service delivery as they provide automated services that are linked to biometric verification of transacting parties. In 2014, an office providing a dedicated service to listed companies was established.

CIPC has continued collaboration efforts with major banks such as FNB, ABSA and STD bank, key partners such as SARS, TRANSNET and DHA, to provide more integrated services and an increase in the choice of channels for improving the ease of doing business. CIPC is also honoured to host a One-Stop-Investment Centre for foreign nationals as a collaboration partner of InvestSA.

OFFICE BEARERS

Commissioner: Adv Rory Voller

Chief Financial Officer: Mr Mahomed Jassat

Senior Management: Mr Lungile Dukwana (Chief Strategy Executive), Ms Hamida Fakira (Executive Manager: Corporate Services), Ms Bathabile Kapumha (Divisional Manager: Governance, Compliance and Risk), Ms Nomonde Maimela (Executive Manager: Innovation and Creativity),

Mr Mpho Mathose (Chief Audit Executive), Mr Phineas Mogale (Executive Manager: Business Intelligence and Systems), Dr Sheila Mavis Nyatlo (Divisional Manager: Innovation Support and Protection), Mr Parks Tau (Minister of Trade, Industry and Competition)

Communications Officers: Ms Ndleka Cola (Head of Communications)

FINANCIAL INFORMATION*	2023/24	2022/23	2021/22
AUDIT OUTCOME	Clean Audit	Clean Audit	Clean Audit
FINANCIAL POSITION	R'000	R'000	R'000
Current Assets	594 106	611 778	704 850
Non-Current Assets	119 745	60 370	66 557
Total Assets	713 851	672 148	771 407
Current Liabilities	338 435	345 947	233 405
Non-Current Liabilities	23 747	22 222	23 246
Total Liabilities	362 182	368 169	256 651
Total Net Assets	351 669	303 979	514 756
FINANCIAL PERFORMANCE			
Total Revenue	764 794	676 349	657 945
Exchange Transactions	255 048	238 406	226 322
Non-Exchange Transactions	509 746	437 943	431 623
Total Expenditure	(717 104)	(689 810)	(543 765)
Employee Costs	(412 779)	(377 401)	(365 244)
Surplus/(Deficit) for Year	47 690	(13 461)	114 180
CASH FLOW			
Operating Activities	66 516	(89 505)	181 034
Investing Activities	(77 311)	(15 491)	(26 032)
Cash & Equivalents - Year End	574 568	585 363	690 359
UIFW EXPENDITURE**	-	-	-

HUMAN RESOURCES	2023/24	2022/23	2021/22
Posts Approved	640	640	640
Posts Filled	444	444	456

COMPANIES TRIBUNAL

CONTACT DETAILS

ADDRESS: The dti Campus, 77 Meintjies Street, Sunnyside, Pretoria, 0002

TEL: 012 394 1000/3800/5800

WEB: www.companiestribunal.org.za

EMAIL: registry@companiestribunal.org.za



Companies Tribunal
a member of the dti group

OVERVIEW

The mission of the Companies Tribunal is to adjudicate applications made in terms of Section 195 of the Companies Act (2008) and make orders in respect of such applications, and to facilitate the resolution of companies disputes through conciliation, mediation and arbitration. The Tribunal's mandate is to: adjudicate in relation to any application that

may be made to it in terms of the Act and make any order provided for in the Act in respect of any such application; assist in the resolution of disputes; and perform any other function assigned to it by or in terms of the Act.

Refer to p13 for more information on sources, methodology and definitions.

*Refer to nationalgovernment.co.za for a copy of the full Annual Report. **Total of Unauthorised, Irregular, Fruitless & Wasteful Expenditure.

TABLE OF BOOKMARKS

OFFICE BEARERS

Chairperson: Judge D Davis

Deputy Chairperson: Ms M Tong-Mongalo

Tribunal Members: Mr R Bradstreet, Ms N Cawe, Dr A Chicktay, Ms HK Dlepu, Mr B Jennings, Mr JS Kadish, Prof C Marumoagae, Mr FS Mudzunga, Ms D Terblanche

Registrar: Mr S Magwasha

Chief Financial Officer: Ms Irene Mathatho

Chief Operations Officer: Ms Stella Sikhitha

Senior Management: Mr S Khoza (Head: Communications and Marketing), Mr S Mahlabane (Senior Accountant: Management), Mr Mesuli Mpeta (Legal Compliance and Secretarial Specialist), S Ramaphoko (Manager: Human Resources and Facilities), S Sebokoane (Head: ICT)

Communications Officers: Ms R Mashile (Receptionist and HR Assistant), Mr D Mthlane (Communications and Marketing Officer)

FINANCIAL INFORMATION*	2023/24	2022/23	2021/22
AUDIT OUTCOME	Clean Audit	Clean Audit	Clean Audit
FINANCIAL POSITION	R'000	R'000	R'000
Current Assets	8 964	6 518	4 998
Non-Current Assets	1 987	2 011	2 184
Total Assets	10 951	8 529	7 182
Current Liabilities	5 668	2 478	3 447
Non-Current Liabilities	-	-	-
Total Liabilities	5 568	2 478	3 447
Total Net Assets	5 284	6 052	3 735

FINANCIAL INFORMATION*	2023/24	2022/23	2021/22
FINANCIAL PERFORMANCE			
Total Revenue	32 050	27 296	22 504
Exchange Transactions	1 381	524	151
Non-Exchange Transactions	30 670	26 772	22 352
Total Expenditure	(32 818)	(24 979)	(24 543)
Employee Costs	(18 264)	(14 921)	(13 553)
Surplus/(Deficit) for Year	(768)	2 317	(2 040)
CASH FLOW			
Operating Activities	2 680	1 257	(1 003)
Investing Activities	(122)	(9)	(172)
Cash & Equivalents – Year End	8 556	5 998	4 750
UIFW EXPENDITURE**	1 078	364	-
HUMAN RESOURCES			
Posts Approved	14	14	14
Posts Filled	14	14	13

COMPETITION COMMISSION

CONTACT DETAILS

ADDRESS: The dti Campus, Mulayo (Block C), 77 Meintjies Street, Sunnyside, Pretoria

TEL: 012 394 3200 / 3320

WHATSAPP: 084 743 0000

WEB: www.compcom.co.za

EMAIL: ccsa@compcom.co.za



competitioncommission
south africa

OVERVIEW

The Competition Commission is empowered by the Competition Act to investigate, control and evaluate restrictive business practices, abuse of dominant positions and mergers in order to achieve equity and efficiency in the South African economy.

Its purpose is to promote and maintain competition in South Africa in order to: promote the efficiency, adaptability and development of the economy; provide consumers with competitive prices and product choices; promote employment and advance the social and economic welfare of South Africans; expand opportunities for South African participation in world markets and recognise the role of foreign competition in the country; ensure that small- and medium-sized enterprises have an equitable opportunity to participate in the economy; and promote a greater spread of ownership, in particular to increase the ownership stakes of historically disadvantaged persons.

To achieve its purpose, the Commission's core functions are the following: implement measures to increase market transparency; implement measures to develop public awareness of the provisions of the Act; investigate and evaluate alleged anti-competitive conduct; conduct formal inquiry in respect of the general state of competition in a market; grant or refuse applications for exemption from the application of the Act; authorise, with or without conditions, prohibit or refer mergers of which it receives notice; negotiate and conclude consent orders; refer matters to the Competition Tribunal of South Africa (the Tribunal) and appear before the Tribunal when required; negotiate agreements with any regulatory authority to coordinate and harmonise the exercise of jurisdiction over competition matters within the relevant industry or sector, and ensure the consistent application of the principles of the Act; participate in the proceedings of any regulatory authority; advise and receive advice from any regulatory authority; review legislation and public regulations, and report to the Minister concerning any provision that permits uncompetitive behaviour; and deal with any other matter referred to it by the Tribunal.

OFFICE BEARERS

Commissioner: Ms Doris Tshepe

Deputy Commissioner: Mr James Hodge (Chief Economist, Economic Research Bureau and Acting Deputy Commissioner), Mr Bukhosibakhe Majenge (Divisional Manager: Legal Services and Acting Deputy Commissioner), Mr Hardin Ratshisusu

Chief Financial Officer: Mr Amos Moledi

Senior Management: Mr Mandla George (Corporate Services Division), Mr Andile Gwabeni (Divisional Manager: Office of the Commissioner and Divisional Manager: Advocacy), Ms Londiwe Mncube (Chief Human Resources Officer), Mr Makgale Mohlala (Divisional Manager: Cartels), Mr Mduduzi Msibi (Company Secretary), Ms Tamara Paremoer (Divisional Manager: Mergers and Acquisitions), Ms Mapato Ramokgopa (Divisional Manager: Market Conduct)

Communications Officers: Mr Siyabulela Makunga (Spokesperson), Mr Siphon Ngwema (Head: Communication)

FINANCIAL INFORMATION*	2023/24	2022/23	2021/22
AUDIT OUTCOME	Clean Audit	Clean Audit	Clean Audit
FINANCIAL POSITION	R'000	R'000	R'000
Current Assets	238 937	280 330	287 554
Non-Current Assets	18 406	20 309	20 869
Total Assets	257 343	300 639	308 423
Current Liabilities	101 061	86 973	86 473
Non-Current Liabilities	-	-	179
Total Liabilities	101 061	86 973	86 652
Total Net Assets	156 282	213 666	221 771

Refer to p13 for more information on sources, methodology and definitions.

*Refer to nationalgovernment.co.za for a copy of the full Annual Report. **Total of Unauthorised, Irregular, Fruitless & Wasteful Expenditure.

TABLE OF BOOKMARKS

FINANCIAL INFORMATION*	2023/24	2022/23	2021/22
FINANCIAL PERFORMANCE			
Total Revenue	513 285	541 700	518 394
Exchange Transactions	105 410	92 182	78 844
Non-Exchange Transactions	407 875	449 518	439 550
Total Expenditure	(493 834)	(459 765)	(370 017)
Employee Costs	(314 735)	(301 121)	(260 290)
Surplus/(Deficit) for Year	19 451	81 935	148 083

FINANCIAL INFORMATION*	2023/24	2022/23	2021/22
CASH FLOW			
Operating Activities	33 297	91 909	172 729
Investing Activities	(2 645)	(8 653)	(5 322)
Cash & Equivalents - Year End	217 764	264 125	271 844
UIFW EXPENDITURE**	773	540	570
HUMAN RESOURCES			
Posts Approved	111	n/a	n/a
Posts Filled	95	230	214

COMPETITION TRIBUNAL

CONTACT DETAILS

ADDRESS: The dti Campus, Mulayo Building, 77 Meintjies Street, Sunnyside, Pretoria
TEL: 012 394 3300
WEB: www.comptrib.co.za
EMAIL: ctsa@comptrib.co.za



competitiontribunal

OVERVIEW

The Competition Tribunal adjudicates competition matters, in accordance with the Act, and has jurisdiction throughout South Africa. It is independent and subject to the Constitution and the law. It must be impartial and perform its functions without fear, favour or prejudice.

When a matter is referred to it in terms of the Act, the tribunal must adjudicate complaints of prohibited conduct (restrictive practice and abuse of dominance); impose a remedy; award costs; grant an order for interim relief; authorise or prohibit a large merger; and adjudicate appeals from the Commission's decisions on intermediate mergers and exemptions.

OFFICE BEARERS

Chairperson: Ms Mondo Mazwai

Tribunal Members: Ms Andiswa Ndoni (Part Time Member), Prof Imraan Valodia (Part Time Member), Dr Thando Vilakazi (Part Time Member), Mr Andreas Wessels (Full Time Member)

Chief Financial Officer: Ms Sherylee Moonsamy

Chief Operations Officer: Mr Ratshi Maphwanyana

Senior Management: Ms Tebogo Mputle (Head: Registry), Mr Jabulani Ngobeni (Head: Case Management)

Communications Officers: Ms Gillian De Gouveia (Manager: Communications), Ms Bellah Kekana (Manager: Human Resources)

FINANCIAL INFORMATION*	2023/24	2022/23	2021/22
AUDIT OUTCOME	Clean Audit	Clean Audit	Clean Audit

FINANCIAL INFORMATION*	2023/24	2022/23	2021/22
FINANCIAL POSITION			
	R'000	R'000	R'000
Current Assets	17 123	26 144	21 792
Non-Current Assets	4 713	3 814	3 641
Total Assets	21 836	29 958	25 433
Current Liabilities	7 837	6 550	3 745
Non-Current Liabilities	78	230	-
Total Liabilities	7 915	6 780	3 745
Total Net Assets	13 921	23 178	21 688
FINANCIAL PERFORMANCE			
Total Revenue	56 721	62 645	54 121
Exchange Transactions	18 588	20 359	17 151
Non-Exchange Transactions	38 433	42 286	36 970
Total Expenditure	(65 978)	(61 155)	(45 241)
Employee Costs	(44 190)	(37 766)	(29 535)
Surplus/(Deficit) for Year	(9 257)	1 490	8 880
CASH FLOW			
Operating Activities	(6 740)	3 420	10 297
Investing Activities	(1 893)	(757)	45
Cash & Equivalents - Year End	14 180	22 951	20 386
UIFW EXPENDITURE**	-	92	-
HUMAN RESOURCES			
Posts Filled		40	22

EXPORT CREDIT INSURANCE CORPORATION OF SOUTH AFRICA SOC LTD (ECIC)

CONTACT DETAILS

ADDRESS: Bylsbridge Boulevard Office Park Building 9, Fourth Floor, 11 Byls Bridge Boulevard, Highveld Extension 73, Centurion
TEL: 012 471 3800
WEB: www.ecic.co.za
EMAIL: info@ecic.co.za



OVERVIEW

ECIC is a PFMA schedule 3B entity and is subject to the supervision and regulation by the Prudential Authority and Financial Services Conduct Authority in terms of the Insurance Act, 2017.

The mission of the Export Credit Insurance Corporation of South Africa SOC Ltd (ECIC) is to provide insurance solutions in support of South African goods and services by applying best practice underwriting and risk management principles.

To support this mandate, the ECIC evaluates export credit and foreign investment risks and provides export credit and foreign investment insurance cover on behalf of the government; and underwrites loans, including equity investments for the export of goods and services from South Africa. The ECIC extends its services as far as it can, consistent

with preserving the financial viability essential to its long-term support of goods and services; and provides sound and efficient financial services that contribute to public confidence and comply with international standards.

Since its inception the mandate of ECIC has been the facilitation of export trade and cross-border investments. Historically, ECIC has been supporting capital goods exports and services.

In 2021, the ECIC mandate was expanded beyond capital goods exports. The authorisation to support non-capital goods exports lays the basis for ECIC to insure consumer goods and short-term export transactions with a tenor of less than two years.

Refer to p13 for more information on sources, methodology and definitions.

*Refer to nationalgovernment.co.za for a copy of the full Annual Report. **Total of Unauthorised, Irregular, Fruitless & Wasteful Expenditure.

TABLE OF BOOKMARKS

On 15 May 2024, the ECIC mandate was extended to cover Euro-denominated transactions. This presents new opportunities in new markets addressing the request from both exporters and SA banks.

OFFICE BEARERS

Chairperson: Mr Dheven Dharmalingam

Board Members: Mr Errol Makhubela, Ms Lerato Mataboge, Ms Vuyelwa Matsiliza, Mr Sisa Mayekiso, Ms Lerato Mothae, Ms Siobhain O'Mahony, Ms Deshni Subbiah

Chief Executive Officer: Mr Ntshengedzeni Gilbert Maphula (Acting)

Chief Financial Officer: Ms Noluthando Mkhathazo

Chief Operations Officer: Mr Ntshengedzeni Gilbert Maphula

Senior Management: Mr Sias Esterhuizen (Chief Actuarial and Investment Officer), Ms Mmapula Madonsela (Manager: Human Resources), Ms Nettie Moffatt (Company Secretary), Ms Dianne Naicker (Acting: General Counsel), Mr John Omollo (Chief Risk Officer)

Communications Officers: Mr Ismail Carr (Head: Marketing, Communications and CSR), Mr Warren Koen (Manager: Office of the CEO), Ms Mmapula Madonsela (Manager: Human Resources), Ms Dheshree Nelson (PR and Communication Specialist), Mr Odirile Ramasodi (Marketing Officer), Ms Simangele Sealetsa (Senior Compliance Officer)

FINANCIAL INFORMATION*	2023/24	2022/23	2021/22
AUDIT OUTCOME	Financially Unqualified	Clean Audit	Clean Audit
FINANCIAL POSITION	R'000	R'000	R'000
Total Assets	10 686 835	11 265 171	10 136 431
Total Liabilities	2 159 839	2 773 522	3 489 717
Total Net Assets	8 526 996	8 491 649	6 646 714
FINANCIAL PERFORMANCE			
Total Revenue	1 453 343	923 818	1 262 252
Total Expenditure	(1 955 700)	(1 737 095)	(927 910)
Employee Costs	n/a	(106 470)	(97 797)
Surplus/(Deficit) for Year	(502 357)	(813 277)	334 342
CASH FLOW			
Operating Activities	(2 103 940)	(312 738)	670 009
Investing Activities	842 541	(1 802 980)	(45 356)
Cash & Equivalents - Year End	1 077 021	2 355 461	4 487 620
UIFW EXPENDITURE**	4	1 303	-

INDUSTRIAL DEVELOPMENT CORPORATION (IDC)

CONTACT DETAILS

ADDRESS: 19 Fredman Drive, Sandown, Johannesburg

TEL: 011 269 3000 / 0860 693 888

WEB: www.idc.co.za

EMAIL: callcentre@idc.co.za

OVERVIEW

The Industrial Development Corporation of South Africa Limited (IDC) was established in 1940 by Parliament's Industrial Development Corporation Act No 22 of 1940.

The corporation was established to spearhead the development of domestic industrial capacity, especially in view of the shortage of manufactured goods experienced as a result of the disruption of trade between Europe and South Africa during the Second World War.

Since its establishment, the corporation has been instrumental in implementing South Africa's industrial development policy, establishing some of the industries that have since become cornerstones of the country's manufacturing sector. These include the petrol-chemicals, mining and mineral beneficiation industries, fabricated metals, agro-industries, and clothing and textiles among others.

Although our priorities and focus areas have evolved over the years in line with the policy direction of our shareholder (Government), the IDC remains committed to its objectives of developing South Africa and the continent's industrial capacity and, in doing so, playing a major role in facilitating job creation.

By strengthening industrial capacity, the corporation achieves specific outcomes, the most important of which is to facilitate the creation of employment opportunities through companies we fund. The IDC remains committed to promoting sustainable growth and increasing sectoral diversity, thereby boosting local production of goods.

In addition to job creation, IDC funding helps to promote regional development as well as economic integration including advancing Black Economic Empowerment initiatives. Furthermore, our role in the rest of Africa remains to proactively develop and implement strategies that create linkages and integrate value chains across the continent. Through our subsidiary sefa, the Corporation has played a critical role in promoting entrepreneurial development by supporting Small Medium Enterprises (SMES).

OFFICE BEARERS

Chairperson: Ms Busi Mabuza

Board Members: Mr Brian Dames, Mr Bobby Godsell, Mr André Kriel, Dr Sizeka Magwentshu-Rensburg, Ms Susan Mangole, Ms Nomavuso Mnxasana, Ms Philisiwe Mthethwa, Ms Thandi Orleyn



Industrial Development Corporation

Your partner in development finance

Chief Executive Officer: Ms Mmakgoshi Lekhethe

Chief Financial Officer: Mr Isaac Malevu

Chief Operations Officer: Mr David Jarvis (Acting)

Senior Management: Mr Rian Coetzee (Acting: Industry Planning and Project Development), Mr Mark Goliath (Acting: Manufacturing), Ms Maseapo Kganedi (Group Company Secretary), Ms Lucretia Khumalo (Client Support and Growth), Ms Tshepo Legodi (Legal and Compliance), Ms Phiwe Marumo (Acting: Strategy and Corporate Affairs), Mr Bongani Miya (Agro-Industries and Services Sectors), Ms Patience Mushungwa (Human Capital), Ms Josephine Tsele (Chief Risk Officer), Ms Nina Yose (Acting: Mining, Metals, Infrastructure and Energy)

Communications Officers: Mr Neo Mogodi (Publicity Manager), Chimwemwe Mwanza (Media Relations), Mr Tshepo Ramodibe (Corporate Affairs)

FINANCIAL INFORMATION*	2023/24	2022/23	2021/22
AUDIT OUTCOME	Financially Unqualified	Financially Unqualified	Financially Unqualified
FINANCIAL POSITION	R'000	R'000	R'000
Total Assets	108 575 000	159 323 000	164 002 000
Total Liabilities	46 333 000	50 059 000	52 890 000
Total Net Assets	108 575 000	109 261 000	111 112 000
FINANCIAL PERFORMANCE			
Total Revenue	28 660 000	29 892 000	27 322 000
Total Expenditure	(20 824 000)	(19 223 000)	(21 031 000)
Employee Costs	n/a	(3 017 000)	(2 665 000)
Surplus/(Deficit) for Year	7 836 000	10 669 000	6 291 000
CASH FLOW			
Operating Activities	1 868 000	1 327 000	586 000
Investing Activities	(1 004 000)	(714 000)	(371 000)
Cash & Equivalents - Year End	12 345 000	11 524 000	11 671 000
UIFW EXPENDITURE**	5 941	8 615	5 784 409

Refer to p13 for more information on sources, methodology and definitions.

*Refer to nationalgovernment.co.za for a copy of the full Annual Report. **Total of Unauthorised, Irregular, Fruitless & Wasteful Expenditure.

TABLE OF BOOKMARKS

INTERNATIONAL TRADE ADMINISTRATION COMMISSION OF SOUTH AFRICA (ITAC)

CONTACT DETAILS

ADDRESS: 77 Meintjies Street, Block E, First Floor, Sunnyside, Pretoria
TEL: 012 394 3688
WEB: www.itac.org.za



OVERVIEW

The aim of the International Trade Administration Commission of South Africa (ITAC) is to foster economic growth and development in order to raise incomes and promote investment and employment in South Africa and within the Common Customs Union Area by establishing an efficient and effective system for the administration of international trade, subject to the International Trade Administration Act and the Southern African Customs Union (SACU) Agreement.

The Commission's core functions are: customs tariff investigations; trade remedies; and import and export control.

OFFICE BEARERS

Commissioner: Mr Ayabonga Cawe
Chief Financial Officer: Ms Ntsoke Nkoana
Senior Management: Mr Alexander Amrein (Senior Manager: Policy and Research), Ms Pateka Busika (Senior Manager: Tariff Investigations II), Mr Bhekithemba Kgomo (Senior Manager: Internal Audit), Ms Sharon Modiba (Chief Economist), Mr Lehlogonolo Mphago (Chief Information Officer), Ms Averil Munsami (Senior Manager: Legal Services), Mr Zuko Ntsangani (Senior Manager : Trade Remedies I), Mr Koena Phukubye (Human Resources), Mr Phillip Semela (General Manager: Corporate Services), Ms Rika Theart (Senior Manager: Tariff Investigations I), Ms Zoleka Xabendlini (Senior Manager: Trade Remedies II)
Communications Officers: Thalukanyo Nangammbi (Media Liaison), Pfano Sikhapha (Media Liaison)

FINANCIAL INFORMATION*	2023/24	2022/23	2021/22
AUDIT OUTCOME	Clean Audit	Financially Unqualified	Financially Unqualified
FINANCIAL POSITION	R'000	R'000	R'000
Current Assets	53 547	49 931	38 275
Non-Current Assets	6 256	1 296	1 265
Total Assets	59 803	51 227	39 540
Current Liabilities	18 334	20 774	16 412
Non-Current Liabilities	-	-	-
Total Liabilities	18 334	20 774	16 412
Total Net Assets	41 469	30 453	23 128
FINANCIAL PERFORMANCE			
Total Revenue	126 489	113 576	114 862
Exchange Transactions	7 491	5 017	2 384
Non-Exchange Transactions	118 998	108 559	112 478
Total Expenditure	(115 473)	(106 252)	(98 615)
Employee Costs	(90 660)	(82 457)	(82 682)
Surplus/(Deficit) for Year	11 017	7 325	16 247
CASH FLOW			
Operating Activities	8 891	10 339	14 787
Investing Activities	(5 680)	(483)	(1 150)
Cash & Equivalents - Year End	50 874	47 663	37 807
UIFW EXPENDITURE**	-	2	-
HUMAN RESOURCES	2023/24	2022/23	2021/22
Posts Approved	113	113	131
Posts Filled	102	99	98

INVESTSA ONE STOP SHOP

CONTACT DETAILS

ADDRESS: The dti Campus, Block G, 77 Meintjies Street, Sunnyside, Pretoria
TEL: 0861 843 384
WEB: www.investsa.gov.za
EMAIL: Investsa@thedti.gov.za



OVERVIEW

South African Department of Trade, Industry and Competition (the dtic), providing a One-Stop-Shop service to investors. It provides investment promotion, facilitation and aftercare, which is geared at fast-tracking projects and reducing government red-tape.

OFFICE BEARERS

Directors: Mr Recardo Andrews (Services), Mr Charles Manuel (Manufacturing), Ms Rashmee Ragaven (Advanced Manufacturing), Mr Brian Soldaat (Resource-based Industries), Ms Annelize van der Merwe (Green Economy)
Communications Officers: Mr Bongani Lukhele (Director: Media Relations)

NATIONAL CONSUMER COMMISSION (NCC)

CONTACT DETAILS

ADDRESS: Building C, South African Bureau of Standards Campus, 1 Dr Lategan Road, Groenkloof, Pretoria
TEL: 012 428 7000 / 012 428 7726
WEB: thencec.org.za
EMAIL: enquiries@thencec.org.za



OVERVIEW

The mission of the National Consumer Commission (NCC) is to promote compliance with the Consumer Protection Act through advocacy and enforcement, in order to ensure fair business practice and uphold the social and economic welfare of consumers.

The NCC is charged with the responsibility of enforcing and carrying out the functions assigned to it in terms of the Consumer Protection Act. The Act seeks to promote a fair, accessible and sustainable marketplace for consumer products and services and, for that purpose, to establish

Refer to p13 for more information on sources, methodology and definitions.
 *Refer to nationalgovernment.co.za for a copy of the full Annual Report. **Total of Unauthorised, Irregular, Fruitless & Wasteful Expenditure.

TABLE OF BOOKMARKS

national norms and standards relating to consumer protection throughout South Africa. It further seeks to: provide for improved standards of consumer information; prohibit certain unfair marketing and business practices; promote responsible consumer behaviour; and promote a consistent legislative and enforcement framework relating to consumer transactions and agreements.

OFFICE BEARERS

Commissioner: Mr Hardin Ratshisusu (Acting)

Deputy Commissioner: Ms Thezi Mabuza

Chief Financial Officer: Mr Lefu Nhlapo (Acting)

Senior Management: Ms Poppy Kweyama (Head: Education and Advocacy), Mr Jabulani Mbeje (Head: Enforcement and Legal Services), Ms Prudence Moilwa (Head: Complaints and Investigations), Mr Joseph Selolo (Company Secretary)

Communications Officers: Ms Phetho Ntaba (Spokesperson and Media Liaison Manager), Dr Tom Tshitangano (Chief Information Officer)

FINANCIAL INFORMATION*	2023/24	2022/23	2021/22
AUDIT OUTCOME	Clean Audit	Clean Audit	Clean Audit

FINANCIAL INFORMATION*	2023/24	2022/23	2021/22
FINANCIAL POSITION	R'000	R'000	R'000
Current Assets	22 651	19 142	15 946
Non-Current Assets	18 120	16 183	17 222
Total Assets	40 771	35 325	33 168
Current Liabilities	7 766	4 140	4 161
Non-Current Liabilities	-	-	-
Total Liabilities	7 766	4 140	4 161
Total Net Assets	33 005	31 185	29 008
FINANCIAL PERFORMANCE			
Total Revenue	78 212	71 806	69 719
Exchange Transactions	4 646	1 734	1 019
Non-Exchange Transactions	73 566	70 072	68 700
Total Expenditure	(76 392)	(70 356)	(70 818)
Employee Costs	(48 821)	(47 001)	(45 472)
Surplus/(Deficit) for Year	1 820	1 450	(1 099)
CASH FLOW			
Operating Activities	6 815	4 848	(1 736)
Investing Activities	(3 257)	(1 190)	(12 545)
Cash & Equivalents – Year End	20 410	16 852	13 194
UIFW EXPENDITURE**	46	48	139
HUMAN RESOURCES	2023/24	2022/23	2021/22
Posts Approved	75	79	79
Posts Filled	67	70	74

NATIONAL CONSUMER TRIBUNAL (NCT)

CONTACT DETAILS

ADDRESS: Ground Floor, Block B, Lakefield Office Park, 272 West Avenue, Cnr West & Lenchen North, Centurion

TEL: 010 590 5200

WEB: www.thenct.org.za

EMAIL: Registry@thenct.org.za



OVERVIEW

The National Consumer Tribunal (NCT) was established in terms of the National Credit Act 34 of 2005. As an independent adjudicative entity, the Tribunal's mandate is to hear and decide on cases involving consumers, service providers, credit providers, debt counsellors and credit bureaux. The NCT is also responsible for reviewing decisions made by the National Credit Regulator and the National Consumer Commission.

OFFICE BEARERS

Chairperson: Mr Trevor Bailey

Deputy Chairperson: Ms Nomfundo Sylvia Maseti

Tribunal Members: Ms Hazel Alwar, Mr Selwyn Hockey, Ms Phumla Manzi-Ntshingila, Mr Sithembiso Mbhele, Prof Kasturi Moodaliyar, Mr Chueuekgolo Ntsoane, Ms Zodwa Ntuli, Dr Maria Claudina Peenze, Dr Andisa Potwana, Adv Craig Sassman

Registrar: Mr Prenesen Moodley (Acting)

Chief Financial Officer: Mr Ahmed Moolla

Chief Information Officer: Mr Bax Nomvete

Communications Officers: Mr Sibusiso Nyathi (Communications Specialist)

FINANCIAL INFORMATION*	2023/24	2022/23	2021/22
AUDIT OUTCOME	Clean Audit	Clean Audit	Clean Audit
FINANCIAL POSITION	R'000	R'000	R'000
Current Assets	33 912	23 530	17 843
Non-Current Assets	6 111	5 954	5 790
Total Assets	40 024	29 484	23 633
Current Liabilities	13 336	10 443	11 353
Non-Current Liabilities	-	-	-
Total Liabilities	13 336	10 443	11 353
Total Net Assets	26 688	19 041	12 280
FINANCIAL PERFORMANCE			
Total Revenue	83 967	73 027	69 645
Exchange Transactions	28 672	18 271	16 130
Non-Exchange Transactions	55 295	54 756	53 515
Total Expenditure	(76 321)	(66 266)	(69 355)
Employee Costs	(49 195)	(43 879)	(45 819)
Surplus/(Deficit) for Year	7 947	6 762	290
CASH FLOW			
Operating Activities	10 400	8 236	4 916
Investing Activities	(1 818)	(1 574)	(3 902)
Cash & Equivalents – Year End	31 110	22 528	15 866
UIFW EXPENDITURE**	-	-	-
HUMAN RESOURCES	2023/24	2022/23	2021/22
Posts Approved	54	54	56
Posts Filled	45	51	51

Refer to p13 for more information on sources, methodology and definitions.

*Refer to nationalgovernment.co.za for a copy of the full Annual Report. **Total of Unauthorised, Irregular, Fruitless & Wasteful Expenditure.

TABLE OF BOOKMARKS

NATIONAL CREDIT REGULATOR (NCR)

CONTACT DETAILS

ADDRESS: 127 15th Road, Randjespark, Midrand, Johannesburg
TEL: 0860 627 627 / 011 554 2700
WEB: www.ncr.org.za
EMAIL: info@ncr.org.za



OVERVIEW

The mission of the National Credit Regulator (NCR) is to support the social and economic advancement of South Africa by regulating for a fair and non-discriminatory market place for access to consumer credit; and promoting responsible credit granting and credit use, and effective redress.

The NCR's mandate is to: promote and support the development of a fair, transparent, competitive, sustainable, responsible, efficient and effective consumer credit market, and to increase participation of historically disadvantaged persons, low-income persons and communities, and remote, isolated or low-density populations and communities in the consumer credit market; regulate the consumer credit industry by registering credit providers, credit bureaus and debt counsellors, payment distribution agents, and alternative dispute resolution agencies; enforce the provisions of the National Credit Act; undertake research on the nature and dynamics of the consumer credit market in order to increase knowledge of these matters; promote public awareness of consumer credit matters; and review legislation and report to the Minister of Trade and Industry on matters concerning consumer credit.

OFFICE BEARERS

Chief Executive Officer: Ms Nomsa Motshegare

Chief Financial Officer: Ms Lynette De Beer, Mr Simphiwe Mthembu (Head: Media Relations)

Senior Management: Ms Zamachonco Chonco (Chairperson: Audit and Risk Management), Ms Anne-Carien du Plooy (Acting Manager: Investigations and Enforcement), Ms Boitumelo Geldenhuis (Manager: Human Resources), Ms F Kotsedi, Ms P Kweyama (Manager: Education and Communications), Ms L Lamola (Acting Manager: Risk and Audit Services), Adv Kedilatile Legodi (Manager: Debt Counselling; Acting Manager and Acting Company Secretariat), Mr Ngoako Mabeba (Manager: Statistics and Research), Ms Nthupang Magolego (Senior Legal Advisor), Mr Lesiba Mashapa, Mr Zolile Mngqundaniso (Manager: Registrations), Mr Mandla Mokoena, Ms T Mudau (Manager: Credit Compliance), Ms Phillipine Mweli, Ms L Schwartz (Manager: Investigations

and Enforcement), Ms Mmabatho Senyarelo (Manager: Credit Provider Compliance), Ms Kgadi Sepuru (Acting Manager: Complaints), Ms Nosipho Zikishe (Manager: Credit Bureau Compliance)
Communications Officers: Ms Winnie Rabathata, Ms Didi Sebothoma

FINANCIAL INFORMATION*	2023/24	2022/23	2021/22
AUDIT OUTCOME	Clean Audit	Clean Audit	Financially Unqualified
FINANCIAL POSITION	R'000	R'000	R'000
Current Assets	112 660	94 186	75 456
Non-Current Assets	15 648	17 770	19 086
Total Assets	128 308	111 955	94 543
Current Liabilities	75 426	64 344	50 715
Non-Current Liabilities	-	-	-
Total Liabilities	75 426	64 344	50 715
Total Net Assets	52 883	47 611	43 828
FINANCIAL PERFORMANCE			
Total Revenue	140 396	134 991	132 519
Exchange Transactions	7 989	4 096	3 006
Non-Exchange Transactions	132 407	130 895	129 512
Total Expenditure	(135 125)	(131 207)	(128 945)
Employee Costs	(84 730)	(79 570)	(77 935)
Surplus/(Deficit) for Year	5 271	3 784	3 573
CASH FLOW			
Operating Activities	21 718	22 768	15 582
Investing Activities	(5 841)	(6 230)	(9 659)
Cash & Equivalents - Year End	106 353	90 476	73 937
UIFW EXPENDITURE**	23 214	3 101	94
HUMAN RESOURCES	2023/24	2022/23	2021/22
Posts Approved	191	192	207
Posts Filled	158	145	164

NATIONAL EMPOWERMENT FUND (NEF)

CONTACT DETAILS

ADDRESS: West Block, 187 Rivonia Road, Morningside, Johannesburg
TEL: 011 305 8000
WEB: www.nefcorp.co.za
EMAIL: info@nefcorp.co.za



OVERVIEW

The vision of the National Empowerment Fund (NEF) is to become the leading provider of innovative transformation solutions for an economically inclusive South Africa.

The NEF is a driver and thought leader in promoting and facilitating black economic participation by providing financial and non-financial support to black-empowered businesses, and by promoting a culture of savings and investment among black people.

In pursuit of its mandate, the NEF provides financial and non-financial support. Financial support is comprised of the provision of innovative financing products to black-empowered businesses via five funds: the uMnotho, iMbewu, Rural and Community Development, Strategic Projects, and Women Empowerment Funds. Non-Financial support provided includes the following services: pre-investment support; post-investment support; turnaround, workouts and restructures; and socio-economic development and asset management.

OFFICE BEARERS

Board Members: Ms Lucretia Khumalo, Ms Philile Mbokazi, Ms Ndidi Mpye, Ms Thabi Nkosi

Chief Executive Officer: Mr Mziwabantu Dayimani

Chief Financial Officer: Mr Phumudzo Siphuma

Senior Management: Ms Karishma Govender (General Counsel), Mr Nhlanhla Nyembe (Divisional Executive: SME and Rural Development), Mr Andile Stemela (Divisional Exec: Strategy, Planning and Significant Investments)

Communications Officers: Ms Dikatsa Mothae (Acting Manager: Marketing and Communications)

FINANCIAL INFORMATION*	2023/24	2022/23	2021/22
AUDIT OUTCOME	Financially Unqualified	Financially Unqualified	Clean Audit

Refer to p13 for more information on sources, methodology and definitions.

*Refer to nationalgovernment.co.za for a copy of the full Annual Report. **Total of Unauthorised, Irregular, Fruitless & Wasteful Expenditure.

TABLE OF BOOKMARKS

FINANCIAL INFORMATION*	2023/24	2022/23	2021/22
FINANCIAL POSITION	R'000	R'000	R'000
Current Assets	2 844 822	3 127 090	3 641 538
Non-Current Assets	2 810 123	2 916 030	3 681 428
Total Assets	5 654 946	6 043 121	7 322 967
Current Liabilities	1 435 944	1 525 076	2 233 520
Non-Current Liabilities	69	611	239
Total Liabilities	1 436 014	1 525 687	2 233 758
Total Net Assets	4 218 932	4 517 434	5 089 208
FINANCIAL PERFORMANCE			
Total Revenue	658 299	780 548	2 058 055
Total Expenditure	(949 695)	(1 125 545)	(838 732)
Employee Costs	(221 523)	(212 738)	(202 935)
Surplus/(Deficit) for Year	(291 396)	(344 997)	1 219 323

FINANCIAL INFORMATION*	2023/24	2022/23	2021/22
CASH FLOW			
Operating Activities	(343 906)	(438 995)	1 564 646
Investing Activities	(2 520)	(1 457)	(3 476)
Cash & Equivalents - Year End	2 244 735	2 589 857	3 029 135
UIFW EXPENDITURE**	261 658	221 436	244 504
HUMAN RESOURCES	2023/24	2022/23	2021/22
Posts Filled	182	185	165

NATIONAL GAMBLING BOARD SOUTH AFRICA (NGB)

CONTACT DETAILS

ADDRESS: 1085 Francis Baard Street, Hatfield, Pretoria

TEL: 010 003 3475

WEB: www.ngb.org.za

EMAIL: info@ngb.org.za



OVERVIEW

The mission of the National Gambling Board South Africa (NGB) is to lead the regulation of the gambling industry in the fulfillment of the National Gambling Act (NGA) 7 of 2004 through an effectively regulated and supervised gambling industry that upholds domestic, continental and internationally recognised standards of compliance.

OFFICE BEARERS

Chairperson: Ms G Diener

Chief Executive Officer: Ms Caroline Kongwa (Accounting Authority)

Chief Financial Officer: Ms Kaveshka Mackerduth

Chief Operations Officer: Mr Nkoatse Mashamaite (Chief Compliance Officer)

Communications Officers: Ms Lynette Kamineth (Communications and Stakeholder Engagement Manager)

FINANCIAL INFORMATION*	2023/24	2022/23	2021/22
AUDIT OUTCOME	Clean Audit	Clean Audit	Clean Audit
FINANCIAL POSITION	R'000	R'000	R'000
Current Assets	88 487	121 503	99 301
Non-Current Assets	45 484	5 462	7 130
Total Assets	133 971	126 965	106 431
Current Liabilities	51 449	43 258	36 358
Non-Current Liabilities	-	-	79
Total Liabilities	51 449	43 258	36 437
Total Net Assets	82 522	83 707	69 993

FINANCIAL INFORMATION*	2023/24	2022/23	2021/22
FINANCIAL PERFORMANCE			
Total Revenue	278 296	289 963	259 898
Exchange Transactions	245 144	253 486	223 970
Non-Exchange Transactions	33 152	36 477	35 928
Total Expenditure	(279 480)	(276 250)	(237 995)
Employee Costs	(41 158)	(34 731)	(30 462)
Surplus/(Deficit) for Year	(1 184)	13 713	21 903
CASH FLOW			
Operating Activities	7 710	24 386	30 941
Investing Activities	(42 198)	(715)	(1 015)
Cash & Equivalents - Year End	69 057	103 545	79 875
UIFW EXPENDITURE**	-	-	-
HUMAN RESOURCES	2023/24	2022/23	2021/22
Posts Approved	40	38	40
Posts Filled	34	33	33

NATIONAL LOTTERIES COMMISSION (NLC)

CONTACT DETAILS

ADDRESS: Block D, Hatfield Gardens, 333 Grosvenor Street,

Hatfield, Pretoria

TEL: 0860 065 383

WEB: www.nlc.org.za

EMAIL: nldtf@nlcsa.org.za



OVERVIEW

The mission of the National Lotteries Commission (NLC) is to regulate all lotteries and sports pools with integrity and ensure the protection of all participants; maximize revenue for good causes in a responsible manner; and distribute funds equitably and expeditiously.

The Commission's functions are to: advise the Minister on the issuing of the licence to conduct the National Lottery; ensure that the

National Lottery and sports pools are conducted with all due propriety; ensure that the interests of every participant in the National Lottery are adequately protected; ensure that the net proceeds of the National Lottery are as large as possible; administer the National Lottery Distribution Trust Fund (NLDTF) and hold it in trust; monitor, regulate and police lotteries incidental to exempt entertainment, private lotteries,

Refer to p13 for more information on sources, methodology and definitions.

*Refer to nationalgovernment.co.za for a copy of the full Annual Report. **Total of Unauthorised, Irregular, Fruitless & Wasteful Expenditure.

TABLE OF BOOKMARKS

society lotteries, and any competition contemplated; advise the Minister on percentages of money to be allocated; advise the Minister on the efficacy of legislation pertaining to lotteries and ancillary matters; advise the Minister on establishing and implementing a social responsibility programme in respect of lotteries; administer and invest the money paid to the Commission in accordance with the Lotteries Act; perform such additional duties in respect of lotteries as the Minister may assign to the Commission; make such arrangements as may be specified in the licence for the protection of prize monies and sums for distribution; and advise the Minister on any matter relating to the National Lottery and other lotteries, or any other matter on which the Minister requires the advice of the Commission.

OFFICE BEARERS

Chairperson: Prof Nyameko Barney Pityana

Board Members: Mr King Tembinkosi Bonakele, Ms Beryl Ferguson, Ms Precious Mvulane, Mr Lionel October, Ms Irene Ramafola

Commissioner: Ms Jodi Scholtz

Chief Financial Officer: Ms Tina Maharaj

Chief Operations Officer: Ms Anashnee Maharaj-Domun (Acting)

Senior Management: Ms Lesedi Boihang (Executive Manager: Legal), Mr Andre Kritzinger (Acting: Chief Information Officer), Mr Xolisile Njapha (Interim Company Secretary), Ms Tintswalo Nkuna (Executive Manager: Regulatory Compliance)

Communications Officers: Mr Rudzani Tshigemane (Head: Stakeholder Management, Marketing and Communication)

FINANCIAL INFORMATION*	2023/24	2022/23	2021/22
AUDIT OUTCOME	Qualified	Qualified	Qualified
FINANCIAL POSITION	R'000	R'000	R'000
Current Assets	3 823 696	3 000 222	2 204 705
Non-Current Assets	107 091	133 709	209 362
Total Assets	3 930 787	3 133 931	2 414 067
Current Liabilities	518 514	540 944	481 715
Non-Current Liabilities	472	3 306	417
Total Liabilities	518 987	544 250	482 132
Total Net Assets	3 411 801	2 589 682	1 931 935
FINANCIAL PERFORMANCE			
Total Revenue	2 208 826	1 957 344	1 851 757
Exchange Transactions	255 859	129 396	73 875
Non-Exchange Transactions	1 952 967	1 827 948	1 777 882
Total Expenditure	(1 386 707)	(1 331 873)	(1 759 135)
Employee Costs	(275 062)	(277 307)	(312 689)
Surplus/(Deficit) for Year	822 119	625 471	92 622
CASH FLOW			
Operating Activities	826 788	780 141	(165 849)
Investing Activities	(30 540)	(1 300)	(14 502)
Cash & Equivalents - Year End	3 740 013	2 943 766	2 164 926
UIFW EXPENDITURE**	177 385	366 220	69 199
HUMAN RESOURCES	2023/24	2022/23	2021/22
Posts Approved	315	337	337
Posts Filled	264	292	307

NATIONAL METROLOGY INSTITUTE OF SOUTH AFRICA (NMISA)

CONTACT DETAILS

ADDRESS: CSIR Campus, Building 5, Meiring Naudé Road,

Brummeria, Pretoria

TEL: 012 947 2800

WEB: www.nmisa.org

EMAIL: info@nmisa.org



OVERVIEW

NMISA was established under the Measurement Units and Measurement Standards Act 18 of 2006 (The Measurement Act); to provide for the use of measurement units of the International System of Units (SI) and certain other measurement units; to provide for the designation of national measurement units and standards; to provide for the keeping and maintenance of national measurement standards and units and to provide for the establishment and functions of the National Metrology Institute.

The National Metrology Institute of South Africa (NMISA) underpins all accurate measurements for the country and the region contributing to the overall quality of life, trade and regulatory environments. NMISA is therefore responsible for ensuring measurement equivalence with the global system of measurement, the SI. NMISA, as part of South Africa's quality infrastructure, is key in the operation of domestic markets and global competitiveness by ensuring the integrity of measurements conducted at various stages of the value chains of different commodities and manufactured products for the local and export markets.

The continued participation of NMISA and other South African TI entities in international technical infrastructure activities is imperative to ensure a solid technical infrastructure system that allows the economy to take advantage of export opportunities in a dynamic environment with rapid technological development and associated changes in regulations.

OFFICE BEARERS

Chairperson: Dr Precious Motshwene

Board Members: Prof Andy Buffler, Prof Lorna Holtman, Dr Wynand Louw, Ms Sara Prins, Ms Babalwa Songongo, Dr Alufelwi Tshavhungwe, Dr James Tshilongo

Chief Executive Officer: Dr Jessie Pillay (Acting)

Chief Financial Officer: Mr Mogau Sehlapelo

Senior Management: Dr Jayne de Vos (Director: Applied Metrology and Acting Director: Physical and Electrical Metrology), Ms Natasha van der Walt (Director: Strategy, Business Development and Governance)

Communications Officers: Ms Christelle Lourens (Senior PR and Marketing Specialist), Ms Shibe Nhlane (Marketing and Events Coordinator), Ms Cynthia Twentey (PA to the CEO)

FINANCIAL INFORMATION*	2023/24	2022/23	2021/22
AUDIT OUTCOME	Financially Unqualified	Clean Audit	Clean Audit
FINANCIAL POSITION	R'000	R'000	R'000
Current Assets	92 182	130 949	191 097
Non-Current Assets	524 344	549 114	536 010
Total Assets	616 526	680 063	727 107
Current Liabilities	13 010	17 833	34 358
Non-Current Liabilities	-	-	-
Total Liabilities	13 010	17 833	34 358
Total Net Assets	603 516	662 230	692 750
FINANCIAL PERFORMANCE			
Total Revenue	193 105	227 363	288 957
Exchange Transactions	40 383	31 325	27 241
Non-Exchange Transactions	152 722	196 038	261 716
Total Expenditure	(251 820)	(256 748)	(253 542)
Employee Costs	(113 634)	(127 404)	(132 873)
Surplus/(Deficit) for Year	(58 715)	(29 385)	35 415
CASH FLOW			
Operating Activities	2 961	13 544	77 677
Investing Activities	(38 740)	(57 976)	(87 914)
Cash & Equivalents - Year End	53 299	89 078	134 644
UIFW EXPENDITURE**	392	-	-
HUMAN RESOURCES	2023/24	2022/23	2021/22
Posts Approved	229	229	229
Posts Filled	133	154	159

Refer to p13 for more information on sources, methodology and definitions.

*Refer to nationalgovernment.co.za for a copy of the full Annual Report. **Total of Unauthorised, Irregular, Fruitless & Wasteful Expenditure.

NATIONAL REGULATOR FOR COMPULSORY SPECIFICATIONS (NRCS)

CONTACT DETAILS

ADDRESS: SABS Campus, 1 Dr Lategan Road, Groenkloof, Pretoria
TEL: 012 482 8700
WEB: www.nrncs.org.za
EMAIL: info@nrncs.org.za



OVERVIEW

The National Regulator for Compulsory Specifications (NRCS) is an agency of the Department of Trade, Industry and Competition (the dtic). The organisation was established on 1 September 2008, in accordance with the provision of National Regulator for Compulsory Specifications Act 5 of 2008 and emerged as an independent organisation from the original Regulatory Division of the South African Bureau of Standards.

The NRCS mandate includes promoting public health and safety, environmental protection and ensuring fair trade. This is achieved through development of and administration of technical regulations and compulsory specifications.

The legislative mandate of NRCS is derived from the following legislations: the National Regulator for Compulsory Specifications Act 5 of 2008, the Legal Metrology Act 9 of 2014, and the National Building Regulations and Building Standards Act 103 of 1977.

The NRCS's role as regulator is to ensure businesses produce, import and sell products or services that are not harmful to consumers and the environment or that fall short of the declared measured quantity. The NRCS also provides regulatory function for the building industry to ensure building safety, structural stability and uniform interpretation of the NBR and BS Acts.

The vision of the NRCS is to be a credible and respected regulator for the protection of the public, the economy and the environment. Its mission is to develop compulsory specifications and technical regulations, and maximise compliance of regulated products and services.

The NRCS's strategic objectives are to: develop, maintain and administer compulsory specifications and technical regulations; maximise compliance with compulsory specifications or technical regulations; ensure recognition and awareness of the NRCS; and be a sound, effective and efficient organisational governance.

The broad mandate of the NRCS is to promote public health, safety and environmental protection through the development and enforcement of compulsory specifications and legal metrology technical regulations. While consumer protection lies at the heart of the activities of the NRCS, this function cannot be separated from South Africa's role as a global trading partner. South African goods and services need to be competitive in terms of cost and quality and, at the same time, be guaranteed to be safe and fit for their purpose. The NRCS's regulated products and industries include: automotive products; built environment; chemical products, mechanical devices and materials; electrical products and appliances; frozen fish, canned fisheries, canned meat and live abalone; and measurable products, services and measuring instruments.

OFFICE BEARERS

Chief Executive Officer: Mr Duncan Mutengwe (Acting)
Chief Financial Officer: Ms Nadine Thomas
Chief Operations Officer: Mr Thomas Madzivhe
Senior Management: Ms Ofentse Motlogelwa (Acting Senior Manager: Human Capital Management)
Communications Officers: Mr Oupa Kgasago (Chief Information Officer), Ms Mirriam Moswaane (Head: Communications and Marketing)

FINANCIAL INFORMATION*	2023/24	2022/23	2021/22
AUDIT OUTCOME	Financially Unqualified	Clean Audit	Financially Unqualified
FINANCIAL POSITION	R'000	R'000	R'000
Current Assets	83 717	207 113	332 300
Non-Current Assets	33 778	30 213	35 552
Total Assets	117 495	237 327	367 852
Current Liabilities	89 267	98 283	91 028
Non-Current Liabilities	10 309	10 968	12 189
Total Liabilities	99 576	109 251	103 217
Total Net Assets	17 919	128 076	264 636
FINANCIAL PERFORMANCE			
Total Revenue	457 392	448 696	482 827
Exchange Transactions	95 946	80 493	86 782
Non-Exchange Transactions	361 446	368 203	396 044
Total Expenditure	(567 549)	(530 768)	(478 638)
Employee Costs	(401 252)	(406 100)	(369 195)
Surplus/(Deficit) for Year	(110 157)	(82 072)	4 189
CASH FLOW			
Operating Activities	(48 266)	(48 812)	(846)
Investing Activities	(9 425)	(2 096)	(5 787)
Cash & Equivalents - Year End	36 694	94 385	199 781
UIFW EXPENDITURE**	864	5 300	9 217
HUMAN RESOURCES	2023/24	2022/23	2021/22
Posts Approved	362	362	362
Posts Filled	318	302	306

SOUTH AFRICAN BUREAU OF STANDARDS (SABS)

CONTACT DETAILS

ADDRESS: 1 Dr Lategan Road, Groenkloof, Pretoria
TEL: 012 428 7911
WEB: www.sabs.co.za
EMAIL: info@sabs.co.za



OVERVIEW

The mission of the South African Bureau of Standards (SABS) is to provide standards and conformity assessment services to contribute towards the efficient functioning of the economy.

The SABS is mandated to: develop, promote and maintain South African National Standards (SANS); promote quality in connection with commodities, products and services; and render conformity assessment services and assist in matters connected therewith.

OFFICE BEARERS

Chairperson: Dr Ron Josias (Acting)
Board Members: Dr Tebogo Makube, Dr Rudzani Nemutudi, Ms Deidre Penfold, Dr Nandipha Siwahla-Madiba

Chief Executive Officer: Mr Lizo Makele (Acting)
Chief Financial Officer: Ms Kholofelo Masoga
Chief Operations Officer: Mr Lungelo Ntobongwana
Senior Management: Dr Thami Batyashe (Head: ICT and Knowledge Management), Dr Sadhvir Bissoon (Divisional Head: Standards), Mr Joseph Leotlela (Head: Compliance, Risk and Legal Services), Mr Lizo Makele (Chief Corporate Services Officer), Mr Thabo Sepuru (Divisional Head: Laboratory Services), Mr Katima Temba (Divisional Head: Certification Services), Ms Patricia Tomotomo (Head: Human Capital Management)
Communications Officers: Ms Itumeleng Mphahlele (Head: Strategy, Stakeholder and Media Relations)

Refer to p13 for more information on sources, methodology and definitions.

*Refer to nationalgovernment.co.za for a copy of the full Annual Report. **Total of Unauthorised, Irregular, Fruitless & Wasteful Expenditure.

TABLE OF BOOKMARKS

FINANCIAL INFORMATION*	2023/24	2022/23	2021/22
AUDIT OUTCOME	Financially Unqualified	Financially Unqualified	Financially Unqualified
FINANCIAL POSITION	R'000	R'000	R'000
Current Assets	766 886	675 745	572 262
Non-Current Assets	966 812	925 043	921 976
Total Assets	1 733 886	1 601 788	1 494 238
Current Liabilities	241 658	221 235	200 939
Non-Current Liabilities	496 139	455 498	454 408
Total Liabilities	737 797	676 733	655 347
Total Net Assets	995 901	925 055	838 891
FINANCIAL PERFORMANCE			
Total Revenue	836 456	834 630	825 158
Exchange Transactions	587 609	561 531	558 094
Non-Exchange Transactions	248 847	273 099	267 064
Total Expenditure	(767 068)	(746 015)	(768 072)
Employee Costs	(417 533)	(401 575)	(450 898)
Surplus/(Deficit) for Year	69 388	88 615	57 086

FINANCIAL INFORMATION*	2023/24	2022/23	2021/22
CASH FLOW			
Operating Activities	89 918	95 406	14 204
Investing Activities	17 435	(14 744)	(50 411)
Cash & Equivalents - Year End	577 698	480 757	406 190
UIFW EXPENDITURE**	10 508	8 566	4 571
HUMAN RESOURCES	2023/24	2022/23	2021/22
Posts Filled	675	672	738

SOUTH AFRICAN NATIONAL ACCREDITATION SYSTEM (SANAS)

CONTACT DETAILS

ADDRESS: Libertas Office Park 305, Cnr Libertas & Highway Streets, Equestria, Pretoria, 0184
TEL: 012 740 8400
WEB: www.sanas.co.za
EMAIL: MphoP@sanas.co.za



OVERVIEW

The mission of the South African National Accreditation System (SANAS) is to create an impartial and transparent mechanism for organisations to independently demonstrate their competence and facilitate the beneficial exchange of goods, services and knowledge; and provide a service that is recognised as equitable to best international practice, while reflecting the demographics of South Africa in all that it does.

SANAS, as the sole national accreditation body, performs the following functions: promoting the organisation as the sole national accreditation body in its scope of activity; encouraging and promoting the accreditation of calibration, testing and verification laboratories, certification bodies, inspection bodies, rating agencies, and any other type of body that may be added to its scope of activity; encouraging and promoting Good Laboratory Practice (GLP) compliance with the principles adopted by the Organisation for Economic Cooperation and Development (OECD) for GLP facilities; promoting the acceptance of SANAS activities and those of all accredited bodies accredited by SANAS or its international counterparts; promoting the recognition of accredited bodies, by users of conformity assessments; liaising with regional and international standard bodies and with technical regulatory and metrology organisations in respect of any matter related to accreditation; liaising with national regulators in respect of any matter related to accreditation; promoting the use of accredited bodies to facilitate trade; advising national, regional and international organisations on the conditions for accreditation and on other issues related to accreditation; establishing and maintaining a register of all accredited organisations in South Africa; initiating, negotiating, concluding and maintaining multilateral recognition arrangements; supporting government in activities on multilateral recognition arrangements; obtaining and maintaining membership of national or international organisations that may assist SANAS in achieving its objects and actively participating in such organisations; formulating and implementing national guidelines and standards to facilitate the accreditation process; promoting recognition and protecting the use of the SANAS logo nationally and internationally; promoting and protecting regional and international arrangement logos, such as those of the International Laboratory Accreditation Cooperation (ILAC) and the International Accreditation Forum (IAF); establishing appropriate technical committees; and investigating methods of facilitating trade through accreditation.

OFFICE BEARERS

Chairperson: Ms Patricia Lindi Tlou (Interim)
Board Members: Dr Tshenge Demana, Amb Sadick Jaffer, Mr Samuel Mlangeni, Dr Matshwenyego Sarah Mohlala, Ms Lerato Henriette Mothae, Mr Mpho Phaloane, Ms Thandi Phele, Ms Irene Ramafola

Chief Executive Officer: Mr Farhad Osman

Chief Financial Officer: Mr Jonas Shai

Senior Management: Mr Farhad Osman (Executive: Strategy and Development), Mr Mpho Phaloane (Executive: Accreditation), Ms Busi Radebe (Executive: Corporate Services)

Communications Officers: Ms Tshenolo Molamu (Manager: Communications and Marketing), Ms Zeldia Strydom (Human Resource Officer)

FINANCIAL INFORMATION*	2023/24	2022/23	2021/22
AUDIT OUTCOME	Financially Unqualified	Clean Audit	Clean Audit
FINANCIAL POSITION	R'000	R'000	R'000
Current Assets	94 764	72 016	71 609
Non-Current Assets	55 222	59 380	63 769
Total Assets	149 986	131 396	135 378
Current Liabilities	22 465	20 198	19 357
Non-Current Liabilities	-	-	-
Total Liabilities	22 465	20 198	19 357
Total Net Assets	127 521	111 198	116 021
FINANCIAL PERFORMANCE			
Total Revenue	150 955	134 119	120 583
Exchange Transactions	120 217	100 299	87 616
Non-Exchange Transactions	30 738	33 820	32 967
Total Expenditure	(132 515)	(124 094)	(102 161)
Employee Costs	(66 238)	(66 319)	(59 325)
Surplus/(Deficit) for Year	18 440	10 026	18 423
CASH FLOW			
Operating Activities	18 181	(2 941)	24 586
Investing Activities	(698)	(642)	(455)
Cash & Equivalents - Year End	79 848	62 365	65 948
UIFW EXPENDITURE**	180	-	512
HUMAN RESOURCES	2023/24	2022/23	2021/22
Posts Approved	76	77	75
Posts Filled	73	74	75

Refer to p13 for more information on sources, methodology and definitions.

*Refer to nationalgovernment.co.za for a copy of the full Annual Report. **Total of Unauthorised, Irregular, Fruitless & Wasteful Expenditure.

TABLE OF BOOKMARKS

TAKEOVER REGULATION PANEL

CONTACT DETAILS

ADDRESS: 1st Floor Block 2, Freestone Park, 135 Patricia Road, Athol, Johannesburg, 2196
TEL: 011 784 0035
WEB: trpanel.co.za
EMAIL: admin@trpanel.co.za



OVERVIEW

The Takeover Regulation Panel (the Panel) is established in terms of section 196 of the Companies Act 71 of 2008 (the Act) as a juristic person. The Panel reports to the Minister of the Department of Trade, Industry and Competition (the dtic). It functions as an organ of state within the public administration, but as an institution outside the public service.

The mandate of the Panel is to regulate takeovers (referred to as affected transactions in the Act), with the primary focus on protection of minority shareholders' interests and the maintenance of the market integrity.

OFFICE BEARERS

Chairperson: Prof Tshepo Mongalo
Board Members: Ms Nadia Jada, Ms Inga Ngalonkulu, Mr Mohammed Yakob
Commissioners: Ms Doris Tshepe, Adv Rory Voller
Deputy Executive Director: Mr Zano Nduli
Senior Management: Ms Zoliswa Mkwetshana, Ms Margaret Motsoahae

FINANCIAL INFORMATION*	2023/24	2022/23	2021/22
AUDIT OUTCOME	Clean Audit	Clean Audit	Clean Audit

FINANCIAL INFORMATION*	2023/24	2022/23	2021/22
FINANCIAL POSITION	R'000	R'000	R'000
Current Assets	107 586	105 742	104 388
Non-Current Assets	502	496	299
Total Assets	108 088	106 238	10 487
Current Liabilities	1 090	2 953	1 139
Non-Current Liabilities	1 569	1 295	1 355
Total Liabilities	2 659	4 248	2 494
Total Net Assets	105 429	101 631	102 194
FINANCIAL PERFORMANCE			
Total Revenue	36 178	33 740	35 042
Total Expenditure	(32 380)	(34 303)	(29 309)
Employee Costs	(22 121)	(21 699)	(19 019)
Surplus/(Deficit) for Year	3 798	(563)	5 733
CASH FLOW			
Operating Activities	1 819	4 324	2 319
Investing Activities	(126)	(285)	(258)
Cash & Equivalents - Year End	107 158	105 465	101 426
UIFW EXPENDITURE**	1 732	-	-
HUMAN RESOURCES	2023/24	2022/23	2021/22
Posts Filled	11	8	5

DEPARTMENT OF TRANSPORT (DOT)

CONTACT DETAILS

ADDRESS: Forum Building, 159 Struben Street, Pretoria
TEL: 012 309 3000/3774/3380
WEB: www.transport.gov.za
EMAIL: info@dot.gov.za



transport

Department:
Transport
REPUBLIC OF SOUTH AFRICA

OVERVIEW

The mission of the Department of Transport (DOT) is to lead the development of integrated efficient transport systems by creating a framework of sustainable policies, regulations and implementable models to support government strategies for economic, social and international development.

The objectives that the Department aims to achieve by providing policy framework, regulation and implementation models are: competitive transport costs; safety and security improvements; a reduction in infrastructure backlogs; improvement in access; and a reduction of time in transit.

OFFICE BEARERS

Minister: Ms Barbara Creecy (Minister of Transport) (ANC)
Deputy Minister: Mr Mkhuleko Hlengwa (Deputy Minister of Transport) (IFP)
Director General: Mr Mokonyama Mathabatha (Acting)
Chief Financial Officer: Mr Mokoto Matlala
Deputy Directors General: Ms Carmen Coetzee (Acting: Corporate Services), Mr Mthunzi Madiya (Acting: Integrated Transport Planning and Marintime), Mr Ngwako Makaepa (Rail), Mr Mokonyama Mathabatha (Public Transport), Mr Prasanth Mohan (Acting: Roads), Ms Elizabeth Mpye (Acting: Aviation)
Senior Management: Ms Nozipho Nhlapho (Ministerial Protocol Officer), Ms Nokwanda Nkosi (Deputy Director: Cabinet Secretariat)



MINISTER
MS B CREECY



DEPUTY MINISTER
MR M HLENGWA



ACTING DIRECTOR
GENERAL
MR M MATHABATHA

Communications Officers: Mr Esethu Hasane (Media Liaison Officer: Minister), Mr Tshegofatso Maake (Media Relations), Mr Sam Monareng (Media Relations), Ms Thandiwe Mpondo (Director: Parliamentary and Cabinet Support)
Secretaries: Ms Thandeka Hlengwa (Personal Assistant: Chief of Staff), Ms Lesego Itumeleng (Private Secretary: Minister), Dr Nelly Msibi (Assistant PA: Minister), Ms Jabulile Nkosi (Private Secretary: Deputy Minister)

FINANCIAL INFORMATION*	2023/24	2022/23	2021/22
AUDIT OUTCOME	Financially Unqualified	Financially Unqualified	Financially Unqualified

Refer to p13 for more information on sources, methodology and definitions.

*Refer to nationalgovernment.co.za for a copy of the full Annual Report. **Total of Unauthorised, Irregular, Fruitless & Wasteful Expenditure.

TABLE OF BOOKMARKS

FINANCIAL INFORMATION*	2023/24	2022/23	2021/22
APPROPRIATION STATEMENT	R'000	R'000	R'000
Total Final Appropriation	78 298 233	95 350 534	65 488 300
Actual Expenditure	77 967 045	94 544 753	64 906 649
Employee Compensation	533 310	505 337	479 550
Goods and Services	830 538	674 460	558 247
Capital Assets	20 151	11 029	43 702
UIFW EXPENDITURE**	1 865	3 256	19

HUMAN RESOURCES	2023/24	2022/23	2021/22
Posts Approved	889	889	876
Posts Filled	708	679	663

AIR TRAFFIC AND NAVIGATION SERVICES (ATNS)

CONTACT DETAILS

ADDRESS: Eastgate Office Park, Block C, South Boulevard Road, Bruma
TEL: 011 607 1000
WEB: atns.com
EMAIL: marketing@atns.co.za



OVERVIEW

The mission of Air Traffic and Navigation Services SOC Ltd (ATNS) is to provide safe, expeditious and efficient air traffic management solutions and associated services while ensuring long-term economic, social and environmental sustainability.

ATNS is responsible for air traffic control in approximately 6% of the world's airspace. Their services extend further than the familiar air traffic control service, into the provision of vitally important aeronautical information used for all flight planning purposes, as well as search and rescue coordination activities and the maintenance of a reliable navigation infrastructure.

Their operations also include the supply of aeronautical information services, technical maintenance and aerodrome services; alert, search and rescue coordination services; management of the flexible use of airspace through the Central Airspace Unit (CAMU); support for special events, and special requirements such as test flights and demonstration flights; the implementation and maintenance of a terrestrial-based navigational structure; and the training of licensed air traffic controllers and technical staff through the Aviation Training Academy (ATA).

OFFICE BEARERS

Chairperson: Mr Zola Majavu

Board Members: Mr Ameen Amod, Mr Khulile Sympathy Boqwana, Mr Chris Burger, Ms Nomathemba Kubheka, Ms Siyabonga Gcina Kudumela, Dr Malindi Neluheni, Maj Gen Lucky Nhlanhla Ngema, Ms Precious Sibiya

Chief Executive Officer: Ms Nozipho Mdawe

Chief Financial Officer: Mr Matome Moholola (Acting: CEO)

Chief Operations Officer: Mr Josia Manyakoana

Senior Management: Ms Khanyisile Cele (Chief Strategy, Research, Development and Innovation Officer), Mr Sandile Hogana (Chief Customer Solutions Officer), Mr Nhlanhla Mabaso (Chief Technology and Information Officer), Mr Donald Mapulana (Acting: Company Secretary), Mr Mbongeni Maqashelana (Chief Business Services Officer), Ms Thandeka Mdebuka (Chief Governance, Risk and Compliance

Officer), Ms Tendani Ndou (Chief Aviation Training Academy Officer), Ms Nokuthula Ngwenya (Executive Assistant: Office of the Company Secretary), Ms Gayle Serema (Chief Human Capital Officer)

Communications Officers: Mr Mphilo K Dlamini (Head: Corporate Affairs and Communications), Mr Percy Morokane (Manager: Corporate Affairs and Communications)

FINANCIAL INFORMATION*	2023/24	2022/23	2021/22
AUDIT OUTCOME	Clean Audit	Financially Unqualified	Financially Unqualified
FINANCIAL POSITION	R'000	R'000	R'000
Current Assets	1 125 097	820 878	583 196
Non-Current Assets	1 585 708	1 632 053	1 688 727
Total Assets	2 710 806	2 452 931	2 271 922
Current Liabilities	460 632	267 336	251 477
Non-Current Liabilities	324 618	283 333	73 367
Total Liabilities	785 250	550 669	327 844
Total Net Assets	1 925 556	1 902 262	1 944 078
FINANCIAL PERFORMANCE			
Total Revenue	1 785 054	1 441 636	1 103 232
Total Expenditure	(1 761 760)	(1 483 453)	(1 481 458)
Employee Costs	(1 035 386)	(859 457)	(917 929)
Surplus/(Deficit) for Year	23 294	(41 817)	(378 226)
CASH FLOW			
Operating Activities	330 500	122 797	(217 132)
Investing Activities	(222 999)	(127 029)	(187 079)
Cash & Equivalents - Year End	887 370	617 827	408 429
UIFW EXPENDITURE**	2 919	1 245	560
HUMAN RESOURCES		2022/23	2021/22
Posts Filled		1 089	1 081

AIRPORTS COMPANY SOUTH AFRICA (ACSA)

CONTACT DETAILS

ADDRESS: 1 Jones Road, O.R. Tambo International Airport, Kempton Park, Gauteng
TEL: 011 723 1400
WEB: www.airports.co.za
EMAIL: customercare@airports.co.za



**AIRPORTS COMPANY
SOUTH AFRICA**

OVERVIEW

The mission of Airports Company South Africa SOC Ltd (ACSA) is to develop and manage world-class airports for the benefit of all stakeholders.

The Company's strategy is built on collaborative and coherent engagements with its stakeholders. The Company focuses on

strengthening its internal business processes and making the most of its bespoke information technology. ACSA directs its efforts towards improving its employees' skills and understanding as part of its effort to build human capital.

Refer to p13 for more information on sources, methodology and definitions.

*Refer to nationalgovernment.co.za for a copy of the full Annual Report. **Total of Unauthorised, Irregular, Fruitless & Wasteful Expenditure.

TABLE OF BOOKMARKS

OFFICE BEARERS

Chairperson: Adv Sandile Nogxina

Board Members: Dr Kgabo H Badimo, Ms Dudu Hlatswayo, Mr Andile Khumalo, Mr Gcobani Mancotywa, Mr Yershen Pillay, Ms Sibongile Rejoyce Sambo, Nonzukiso Siyotula, Ms Ntombifuthi Zikalala-Mvelase

Chief Executive Officer: Ms Mpumi Mpofu

Chief Financial Officer: Mr Luzuko Mbotya

Senior Management: Mr Terence Delomoney (Group Executive: Operations Management), Ms Lungile Langa (Group Executive: Human Resources), Ms Laurie Less (Group Executive: Corporate Services), Mr Mzwandile Petros (Group Executive: Enterprise Security), Mr Charles Shilowa (Group Executive: Capital Infrastructure and Asset Management)

Communications Officers: Tulusiwe Mkatshwa, Mr Mthokozisi Mncwabe (Chief Information Officer)

FINANCIAL INFORMATION*	2023/24	2022/23	2021/22
AUDIT OUTCOME	Financially Unqualified	Financially Unqualified	Financially Unqualified

FINANCIAL INFORMATION*	2023/24	2022/23	2021/22
FINANCIAL POSITION	R'000	R'000	R'000
Current Assets	6 848 160	6 603 815	3 959 703
Non-Current Assets	24 584 653	2 520 026	26 172 266
Total Assets	31 433 925	31 807 026	30 137 657
Current Liabilities	3 294 827	4 308 975	2 453 617
Non-Current Liabilities	9 311 808	9 134 727	8 822 572
Total Liabilities	12 606 635	13 443 702	11 276 189
Total Net Assets	18 827 290	18 363 324	1 861 468
FINANCIAL PERFORMANCE			
Total Revenue	7 689 824	6 431 365	4 613 467
Total Expenditure	(7 217 872)	(6 897 420)	(5 596 454)
Employee Costs	(1 575 903)	(1 241 833)	(1 318 697)
Surplus/(Deficit) for Year	471 952	(466 055)	(982 987)
CASH FLOW			
Operating Activities	3 493 890	2 457 020	360 203
Investing Activities	(79 006)	(2 072 895)	(799 523)
Cash & Equivalents - Year End	2 850 166	2 183 624	1 048 229
UIFW EXPENDITURE**	102 045	103 898	53 545

CROSS-BORDER ROAD TRANSPORT AGENCY (C-BRTA)

CONTACT DETAILS

ADDRESS: 350 Witch-Havel Avenue, Eco Point Office Park, Block A, Eco Park, Centurion, Pretoria

TEL: 012 471 2000

WEB: www.cbrta.co.za

EMAIL: customercare@cbrta.co.za



OVERVIEW

The mission of the Cross-Border Road Transport Agency is to drive an integrated African continent through excellence in cross-border road transport economic regulation, law enforcement, advisory and facilitation of unimpeded flow of goods and people.

The Agency was established to provide advice, regulation, facilitation and law enforcement in respect of cross-border road transport, so as to: improve the unimpeded flow of freight and passengers in the region; introduce regulated competition in respect of cross-border road transport; reduce operational constraints for the cross-border transport industry as a whole; enhance and strengthen the capacity of the public sector in support of its strategic planning, enabling and monitoring functions; and empower the cross-border road transport industry to maximise business opportunities and to regulate themselves incrementally to improve safety, security, reliability, quality and efficiency of services.

OFFICE BEARERS

Chairperson: Adv Sonwabile Mancotywa

Board Members: Ms Adila Chowan, Mr Chris Hlabisa, Mr Monwabisi Andile Kolanisi, Ms Loyiso Kula, Ms Lebogang Letsoalo, Dr Lesley Thulani Luthuli, Ms Bukeka Mahluthshana, Mr Leroy Nsibande, Ms Zukisa Millicent Ramasia

Chief Executive Officer: Mr Lwazi Mboyi

Chief Financial Officer: Ms Josephine Meyer

Chief Information Officer: Ms Tintswalo Shilowa

Senior Management: Mr Sibulele Dyodo (Executive Manager: Facilitation and Advisory Services), Ms Nomakhosi Matlala (Company Secretary)

Communications Officers: Mr Kago Ramoroka (Manager: Public Relations and Marketing)

FINANCIAL INFORMATION*	2023/24	2022/23	2021/22
AUDIT OUTCOME	Clean Audit	Clean Audit	Clean Audit
FINANCIAL POSITION	R'000	R'000	R'000
Current Assets	258 848	233 199	183 641
Non-Current Assets	54 082	28 009	27 286
Total Assets	312 930	261 208	210 927
Current Liabilities	57 184	37 848	28 188
Non-Current Liabilities	2 835	4 187	5 282
Total Liabilities	60 019	42 035	33 470
Total Net Assets	252 912	219 173	177 458
FINANCIAL PERFORMANCE			
Total Revenue	385 321	333 443	265 821
Exchange Transactions	17 704	12 185	7 856
Non-Exchange Transactions	367 617	321 258	257 965
Total Expenditure	(348 288)	(291 728)	(233 686)
Employee Costs	(229 555)	(147 691)	(136 257)
Surplus/(Deficit) for Year	37 033	41 715	32 135
CASH FLOW			
Operating Activities	45 361	37 712	29 178
Investing Activities	(16 325)	4 244	(4 250)
Cash & Equivalents - Year End	240 055	21 444	169 487
UIFW EXPENDITURE**	40	81	420
HUMAN RESOURCES	2023/24	2022/23	2021/22
Posts Approved	474	337	248
Posts Filled	258	152	169

DRIVING LICENCE CARD ACCOUNT (DLCA)

CONTACT DETAILS

ADDRESS: 459B Tsitsa Street, Erasmuskloof, Pretoria, 0181

TEL: 012 347 2522

OVERVIEW

The vision of the Driving Licence Card Account (DLCA) is to be the trusted leader in the provision of authentic, secure and quality driving

licence cards. The Entity's mission is to: prioritise service delivery towards the satisfaction of all its clients; continuously evolve its delivery in line with technology and innovation; foster collaborative relationships with all relevant regulatory stakeholders; and inspire and empower human capital to nurture excellence.

Refer to p13 for more information on sources, methodology and definitions.

*Refer to nationalgovernment.co.za for a copy of the full Annual Report. **Total of Unauthorised, Irregular, Fruitless & Wasteful Expenditure.

TABLE OF BOOKMARKS

OFFICE BEARERS

Chief Executive Officer: Mr Tsholofelo Lejaka (Head of Entity)

Chief Financial Officer: Mr Lehasa Moloi (Acting)

Senior Management: Mr Lufuno Lifhiga (Senior Manager: Risk and Governance), Mr Khomotso Mohlahlo (Acting Senior Manager: Corporate Services)

Communications Officers: Mr Thuto Taoana

FINANCIAL INFORMATION*	2023/24	2022/23	2021/22
AUDIT OUTCOME	Qualified	Financially Unqualified	Clean Audit
FINANCIAL POSITION	R'000	R'000	R'000
Current Assets	258 112	321 450	413 273
Non-Current Assets	162 529	66 736	66 273
Total Assets	420 640	388 185	479 546
Current Liabilities	11 095	28 605	25 958
Non-Current Liabilities	-	-	-
Total Liabilities	11 095	28 605	25 958
Total Net Assets	409 547	359 581	453 588

FINANCIAL INFORMATION*	2023/24	2022/23	2021/22
FINANCIAL PERFORMANCE			
Total Revenue	241 312	285 032	192 933
Exchange Transactions	241 312	284 801	192 937
Non-Exchange Transactions	-	231	15
Total Expenditure	(191 345)	(203 495)	(154 872)
Employee Costs	(15 376)	(15 748)	(18 693)
Surplus/(Deficit) for Year	49 966	81 430	30 081
CASH FLOW			
Operating Activities	54 922	(87 702)	109 943
Investing Activities	(122 943)	(40 907)	(9 299)
Cash & Equivalents - Year End	204 276	272 298	400 907
UIFW EXPENDITURE**	4 298	41 909	10 882
HUMAN RESOURCES	2023/24	2022/23	2021/22
Posts Approved	25	25	25
Posts Filled	10	10	12

PASSENGER RAIL AGENCY OF SOUTH AFRICA (PRASA)

CONTACT DETAILS

ADDRESS: 30 Wolmarans St, Hillbrow, Johannesburg

TEL: 011 013 6700

WEB: www.prasa.com

EMAIL: info@prasa.com



OVERVIEW

The Passenger Rail Agency of South Africa (PRASA) is a state-owned enterprise responsible for most passenger rail services in the country.

It consists of four branches: Metrorail, which operates commuter rail services in urban areas; Shosholoza Meyl, which operates regional and intercity rail services; Autopax, which operates regional and intercity coach services; and Intersite, which manages the property owned by PRASA.

OFFICE BEARERS

Chairperson: Mrs Nosizwe Nokwe-Macamo

Board Members: Mr Jan Havenga, Mr Lance Joel, Ms Reabetswe Kgoroeadira, Mr Godfrey Maluleke, Ms Thinavhuyo N Mpye, Ms Lindiwe Mthayise (Company Secretary), Mr Matodzi Mukhuba, Mr Johannes Nobunga, Adv Smanga Sethene

Chief Executive Officer: Mr Hishaam Emeran (Group CEO)

Chief Financial Officer: Mr Brian Alexander (Acting)

Senior Management: Ms Annette Lindeque (Acting CEO: PRASA Corporate Real Estate Solutions), Mr Nelson Malefane (Acting CEO: PRASA Rail), Mr Niel Roesch (CEO: Autopax)

Communications Officers: Ms Andiswa Makanda

FINANCIAL INFORMATION*	2023/24	2022/23	2021/22
AUDIT OUTCOME	Qualified	Qualified	Disclaimer
FINANCIAL POSITION	R'000	R'000	R'000
Current Assets	15 629 899	25 353 765	26 466 272
Non-Current Assets	74 685 055	55 785 222	55 294 935
Total Assets	90 314 954	81 138 987	81 761 207
Current Liabilities	8 384 098	9 305 055	587 962
Non-Current Liabilities	1 950 045	2 140 166	2 624 010
Total Liabilities	10 334 143	11 445 221	8 499 972
Total Net Assets	79 980 811	69 693 766	73 261 235
FINANCIAL PERFORMANCE			
Total Revenue	24 030 188	22 733 584	18 821 497
Exchange Transactions	3 578 362	2 875 042	1 961 712
Non-Exchange Transactions	20 451 826	19 858 542	16 859 785
Total Expenditure	(13 743 145)	(26 318 687)	(12 547 309)
Employee Costs	(6 616 802)	(6 016 544)	(5 876 538)
Surplus/(Deficit) for Year	10 287 043	(3 585 103)	6 274 188
CASH FLOW			
Operating Activities	11 431 373	14 385 621	10 514 551
Investing Activities	(21 912 549)	(15 958 256)	(8 198 299)
Cash & Equivalents - Year End	12 584 759	23 065 935	24 638 570
UIFW EXPENDITURE**	5 741 694	6 758 474	1 441 148

PORTS REGULATOR OF SOUTH AFRICA

CONTACT DETAILS

ADDRESS: 11th Floor, The Marine Building, 22 Dorothy Nyembe Street, Durban

TEL: 031 365 7800

WEB: portsregulator.org

EMAIL: info@portsregulator.org



OVERVIEW

The Ports Regulator of South Africa is comprised of members with competencies in economics, law, accounting, public management/administration who are appointed by the Minister of Transport and supported in their work by a Secretariat headed by the CEO.

The Ports Regulator of South Africa has since 2009 determined the National Ports Authority's tariffs for port infrastructure towards adequate, affordable and efficient port infrastructure and services. The Regulator

monitors and approves required revenue that enables the National Ports Authority to implement a CAPEX programme for South African commercial ports to support the country's imports and exports. To address significant and perennial inefficiencies in the port system, the Ports Regulator introduced an incentive/disincentive programme called Weighted Efficiency Gains from Operations (WEGO) to drive necessary behavioural change by the National Ports Authority as landlord over

Refer to p13 for more information on sources, methodology and definitions.

*Refer to nationalgovernment.co.za for a copy of the full Annual Report. **Total of Unauthorised, Irregular, Fruitless & Wasteful Expenditure.

TABLE OF BOOKMARKS

terminal operators, to bring about continuous service improvement and port operational efficiencies. WEGO has seen penalties of over R800 million on the NPA's net profits due to inefficiencies experienced in South African ports since 2018.

The Regulator's pricing strategy is based on a user pay principle where users of infrastructure, facilities or services pay for use and/or benefit. Cross-subsidies and discounts are introduced in terms of the Port Tariff Incentive Programme or Discounts schemes in the tariff book, which are in line with government's strategic objectives and are supported by port users.

OFFICE BEARERS

Chairperson: Mr Aubrey Ngcobo

Regulator Members: Adv Derick J Block, Ms Sizakele Makhanya, Ms Princess Mangoma, Mr Luyanda Mangquku (Independent Audit and Risk Committee Member), Mr Percy D Manzini, Ms Leanda-Marsha Mtshali, Ms Desiree Nage (Independent Audit and Risk Committee Member), Mr Roland Ntebaleng Setlako, Capt Thembela B Taboshe

Chief Executive Officer: Ms Mukondeleli Johanna Mulaudzi

Senior Management: Dr Langa Dlamini (Executive Manager: Legal, Compliance and Tribunal), Ms Nonhlanhla Khumalo (Manager: Policy, Strategy and Research), Ms Andile Mhlongo (Company/Regulator Secretary), Ms Nokuzola Nkowane (Executive Manager: Industry Development), Mr Freddy Raseote (Manager: Corporate Services), Ms Matlodi Senyatsi (Manager: Industry Development), Ms Siziphiwe Shoba (Manager: Legal, Tribunals and Regulatory Compliance)

FINANCIAL INFORMATION*	2023/24	2022/23	2021/22
AUDIT OUTCOME	Financially Unqualified	Clean Audit	Clean Audit
FINANCIAL POSITION	R'000	R'000	R'000
Current Assets	17 982	26 606	37 112
Non-Current Assets	3 305	1 953	2 277
Total Assets	21 287	28 559	39 389
Current Liabilities	1 637	3 205	2 241
Non-Current Liabilities	-	-	-
Total Liabilities	1 637	3 205	2 241
Total Net Assets	19 650	25 354	37 148
FINANCIAL PERFORMANCE			
Total Revenue	42 944	42 998	41 246
Exchange Transactions	380	3	280
Non-Exchange Transactions	42 564	42 995	40 966
Total Expenditure	(50 360)	(49 823)	(35 850)
Employee Costs	(29 830)	(28 537)	(19 719)
Surplus/(Deficit) for Year	(5 781)	(4 752)	6 772
CASH FLOW			
Operating Activities	(7 324)	(10 801)	780
Investing Activities	(2 113)	(37)	(456)
Cash & Equivalents - Year End	16 773	26 210	37 048
UIFW EXPENDITURE**	5 316	157	-
HUMAN RESOURCES	2023/24	2022/23	2021/22
Posts Approved	29	31	30
Posts Filled	23	21	21

RAILWAY SAFETY REGULATOR (RSR)

CONTACT DETAILS

ADDRESS: Building 4, Waterfall Point Office Park, Cnr Waterfall & Woodmead Drive, Waterfall City, Midrand, 1685
TEL: 010 495 5391 / 0800 444 888
WEB: www.rsr.org.za
EMAIL: comms@rsr.org.za



OVERVIEW

The mission of the Railway Safety Regulator (RSR) is to oversee and promote safe railway operations through appropriate support, monitoring and enforcement, guided by an enabling regulatory framework.

The RSR's functions are to: oversee the safety of railway transport, while operators remain responsible for managing the safety of its operations; promote improved safety performance in order to encourage the use of rail; monitor and ensure compliance through conducting audits, inspections and occurrence investigations; develop regulations; conclude appropriate cooperative agreements or other arrangements with organs of state to ensure effective management of safe railway operations; and promote the harmonisation of the railway safety regime of South Africa with SADC railway operations.

OFFICE BEARERS

Chairperson: Ms Nompumelelo Sibongile Ekeke

Deputy Chairperson: Mr Sisa Lunga Mtwana

Board Members: Lt Gen Anthony Jacobs, Ms Sizakele Makhanya, Mr Lungi Maminza, Ms Sibusisiwe Nomfundo Molefe, Prof Tshupo Herbert Mongalo, Mr Tawana Mopeli, Ms Xoliswa Njokweni-Mlotywa, Ms Nolitha Pieterse, Ms Milly Ruiters, Ms Koliswa Sheburi (Acting: Board Secretary), Adv Johannes Collen Weapond

Chief Executive Officer: Mr Bongani Sibiyi (Acting)

Chief Financial Officer: Mr Mmuso Selaledi

Executive Committee: Ms Malerato Kekana (Chief Audit Executive), Mr Tshupo Mothoagae (Chief Information Officer), Ms Varsha Sewlal (Legal Services Executive), Ms Madelein Williams (Human Resources Executive and Media and Communications Executive)

Senior Management: Mr Deepak Budhram (Head Research and Technical Skills Development), Mr Molefi Freddie Kgomari (Departmental Head: Safety Management), Mr Denis Owaga (Departmental Head: Safety Permits Management)

Regional Executive Managers: Mr Earnest Gow (Coastal Region), Ms Nozopho Ntshingila (Regional Technical Manager: Central Region), Mr Peaceman Sopazi (Regional Technical Manager: Eastern Region)

Communications Officers: Mr Godwill Maletle (Senior Manager: Stakeholder Relations Management), Ms Celine Morolong (Senior Manager: Corporate Communications)

FINANCIAL INFORMATION*	2023/24	2022/23	2021/22
AUDIT OUTCOME	Financially Unqualified	Financially Unqualified	Clean Audit
FINANCIAL POSITION	R'000	R'000	R'000
Current Assets	80 795	92 542	99 458
Non-Current Assets	32 200	33 075	29 622
Total Assets	112 995	125 617	129 080
Current Liabilities	43 332	62 867	63 960
Non-Current Liabilities	-	-	-
Total Liabilities	43 332	62 867	63 960
Total Net Assets	69 663	62 750	65 120
FINANCIAL PERFORMANCE			
Total Revenue	298 982	266 169	258 722
Exchange Transactions	205 537	193 053	185 764
Non-Exchange Transactions	93 445	73 116	72 958
Total Expenditure	(292 069)	(268 539)	(256 158)
Employee Costs	(184 604)	(165 816)	(165 724)
Surplus/(Deficit) for Year	63 913	(2 370)	2 564
CASH FLOW			
Operating Activities	(4 900)	(2 732)	(24 771)
Investing Activities	(4 599)	(5 297)	(2 998)
Cash & Equivalents - Year End	75 771	85 270	93 298
UIFW EXPENDITURE**	83 972	692	183
HUMAN RESOURCES	2023/24	2022/23	2021/22
Posts Approved	187	187	185
Posts Filled	161	164	176

Refer to p13 for more information on sources, methodology and definitions.

*Refer to nationalgovernment.co.za for a copy of the full Annual Report. **Total of Unauthorised, Irregular, Fruitless & Wasteful Expenditure.

TABLE OF BOOKMARKS

ROAD ACCIDENT FUND (RAF)

CONTACT DETAILS

ADDRESS: 2 Eco Glades Office Park, 420 Witch-Hazel Avenue, Centurion
TEL: 012 621 1691 / 087 820 1111
WEB: www.raf.co.za/Pages/Default.aspx
EMAIL: customerservices@raf.co.za



OVERVIEW

The Road Accident Fund (RAF) provides compulsory cover to all users of South African roads, citizens and foreigners, against injuries sustained or death arising from accidents involving motor vehicles within the borders of South Africa. This cover is in the form of indemnity insurance to persons who cause the accident, as well as personal injury and death insurance to victims of motor vehicle accidents, and their families.

The RAF is responsible for: providing appropriate cover to all road users within the borders of South Africa; rehabilitating and compensating persons injured as a result of motor vehicles in a timely and caring manner; and actively promoting the safe use of all South African roads. The client base of the RAF comprises not only the South African public, but all foreigners within the borders of the country. The RAF provides two types of cover, namely personal insurance cover to accident victims or their families, and indemnity cover to wrongdoers.

OFFICE BEARERS

Chairperson: Ms Zanele Lorraine Francois
Deputy Chairperson: Ms Nomonde Mabuya-Moloele
Board Members: Mr Sipiwe Brian Bulose, Dr Pholile Dladla, Ms Bongive Khumalo, Mr Kwena Cuthbert Komape, Dr Pamela Bongeka Mathebula, Adv Nontutuzelo Njeza, Mr Moses Nyama, Mr Bosa Ramantsi, Mr Khotso James Sello, Mr Thulani Tshabalala
Chief Executive Officer: Mr Phutjane Collins Letsoalo
Chief Financial Officer: Ms Boitumelo Mabusela (Acting)
Chief Operations Officer: Ms Maria Rambauli (Acting)
Senior Management: Mr Ian Barriel (Acting Chief Human Capital Officer), Ms June Cornelius (Executive: Corporate Secretariat), Mr Ravesh Komal (Chief Information Officer), Mr Phatutshedzo Lukhwareni (Acting Chief Strategy Officer), Mr Vincent King Sotshede (Chief Audit Executive)
Communications Officers: Ms Boniswa Matshoba (Marketing, PR and Reputation Management Specialist), Ms Boniswa Matshoba, Mr Ernest Nkuna (Media and Public Relations Officer), Ms Linda Rulashe (Senior Manager: Media PR and Reputation Management)

FINANCIAL INFORMATION*	2023/24	2022/23	2021/22
AUDIT OUTCOME	Adverse	Adverse	Disclaimer
FINANCIAL POSITION	R'000	R'000	R'000
Current Assets	11 865 892	11 632 692	12 091 642
Non-Current Assets	327 685	245 460	222 192
Total Assets	12 193 577	11 878 152	12 313 834
Current Liabilities	37 557 724	35 640 392	27 648 871
Non-Current Liabilities	36 352	61 070	63 677
Total Liabilities	37 594 076	35 701 462	27 712 548
Total Net Assets	(25 400 499)	(23 823 310)	(15 398 714)
FINANCIAL PERFORMANCE			
Total Revenue	49 312 342	48 757 778	48 154 678
Exchange Transactions	702 077	286 244	22 790
Non-Exchange Transactions	49 312 342	48 471 534	47 931 888
Total Expenditure	(50 902 967)	(57 186 439)	(47 726 184)
Employee Costs	(2 436 558)	(2 248 316)	(2 072 908)
Surplus/(Deficit) for Year	(1 590 625)	(8 428 661)	428 494
CASH FLOW			
Operating Activities	301 056	(173 014)	(3 771 476)
Investing Activities	(115 680)	(64 670)	(45 087)
Cash & Equivalents - Year End	815 243	629 867	867 641
UIFW EXPENDITURE**	321	6 260	98 106
HUMAN RESOURCES	2023/24	2022/23	
Posts Filled	2 486	2 630	

ROAD TRAFFIC INFRINGEMENT AGENCY (RTIA)

CONTACT DETAILS

ADDRESS: New Road Office Park, 10 Matuka Close, Carlswald, Midrand
TEL: 087 285 0500
WEB: www.rtia.co.za
EMAIL: info@rtia.co.za



OVERVIEW

The mission of the Road Traffic Infringement Agency (RTIA) is to encourage compliance with road traffic laws in South Africa through targeted road user community education and communication programmes; promotion of procedurally fair, lawful and reasonable administrative adjudication; levying of penalties; imposing of demerit points; effective administration and management of the suspension and cancellation of driving licences and operator cards; and rewarding of compliant road users.

The Agency's strategic outcome-orientated goals are to: discourage and penalise contravention of road traffic laws; encourage payment of penalties; create public awareness and education; administrate and resource the RTIA; and roll-out the Administrative Adjudication of Road Traffic Offences (AARTO) across the country.

OFFICE BEARERS

Chairperson: Mr BM Ramokhele
Board Members: Adv NN January, Mr SJ Keswa, Dr D Khosa-Shikwambana, Dr MJ Mashinini, Adv L Sakata
Registrar: Mr Matsemela Moloi

Chief Financial Officer: Mr Caiphus Matjje
Senior Management: Adv Mncedisi Bilikwana (Company Secretary), Ms Keobakile Pooe (Head: Internal Audit)
Communications Officers: Mr Fakazi Malindzisa (Head: Communications), Mr Monde Mkalipi (Spokesperson), Ms Modiehi Rakhatoe (Coordinator: Office of the Registrar)

FINANCIAL INFORMATION*	2023/24	2022/23	2021/22
AUDIT OUTCOME	Qualified	Qualified	Qualified
FINANCIAL POSITION	R'000	R'000	R'000
Current Assets	353 806	320 824	541 084
Non-Current Assets	4 715	5 928	10 072
Total Assets	358 521	326 751	551 157
Current Liabilities	173 236	149 275	166 664
Non-Current Liabilities	-	-	-
Total Liabilities	173 236	149 275	166 664
Total Net Assets	185 285	177 476	384 493

Refer to p13 for more information on sources, methodology and definitions.

*Refer to nationalgovernment.co.za for a copy of the full Annual Report. **Total of Unauthorised, Irregular, Fruitless & Wasteful Expenditure.

TABLE OF BOOKMARKS

FINANCIAL INFORMATION*	2023/24	2022/23	2021/22
FINANCIAL PERFORMANCE			
Total Revenue	265 215	135 156	344 865
Exchange Transactions	112 218	126 088	185 419
Non-Exchange Transactions	152 997	9 068	159 446
Total Expenditure	(257 406)	(195 202)	(202 617)
Employee Costs	(111 808)	(107 815)	(63 727)
Surplus/(Deficit) for Year	7 809	(60 046)	142 248

FINANCIAL INFORMATION*	2023/24	2022/23	2021/22
CASH FLOW			
Operating Activities	(41 190)	(186 526)	105 259
Investing Activities	(6 982)	(3 548)	(7 533)
Cash & Equivalents - Year End	108 645	156 817	346 891
UIFW EXPENDITURE**	565	10 070	16 586
HUMAN RESOURCES			
Posts Filled	184	185	175

ROAD TRAFFIC MANAGEMENT CORPORATION (RTMC)

CONTACT DETAILS

ADDRESS: Eco Origin Office Park, Block F, 349 Witch-Hazel Street, Highveld Ext 79, Gauteng

TEL: 012 999 5200 / 0861 400 800

WEB: www.rtmco.co.za

EMAIL: Info@rtmco.co.za

OVERVIEW

The Road Traffic Management Corporation (RTMC) was established as a partnership between the national, provincial and local spheres of government to: enhance the overall quality of road traffic services provision and, in particular, ensure safety, security, order, discipline and mobility on the roads; protect road infrastructure and the environment through the adoption and implementation of innovative technology; phase out, where appropriate, public funding and phase in private sector investment in road traffic matters on a competitive basis; introduce commercial management principles to inform and guide road traffic governance and decision-making in the interest of enhanced service provision; optimise the utilisation of public funds; regulate, strengthen and monitor intergovernmental contact and cooperation in road traffic matters; improve the exchange and dissemination of information on road traffic matters; stimulate research in road traffic matters and effectively utilise the resources of existing institutes and research bodies; and develop human resources in the public and private sectors that are involved in road traffic matters.

OFFICE BEARERS

Chairperson: Ms Nomusa Mufamadi

Board Members: Mr Nkhumeleni Kudzingana, Ms Lerato Magalo, Adv J Makgatho, Prof Maredi Mphahlele, Adv Xola Stemela, Ms Thandi Thankge, Dr Eddie Thebe, Prof Chitja Twala

Chief Executive Officer: Adv Makhosini Msibi

Chief Financial Officer: Ms Liana Moolman (Executive Manager: Financial Services)

Senior Management: Ms Daphline Ewertse (General Manager: Internal Audit), Ms Motselitsi Juma (General Manager: Programme Management Office), Mr Kevin Kara-Vala (Executive Manager: Road Traffic Information and Technology), Mr Kagiso Kgosiemang (General Manager: Organisational Risk), Ms Ntombizodwa Mobeng (Executive Manager: Corporate Services), Ms Refilwe Mongale (General Manager: Organisational Strategy Management), Ms Rfilwe Mongale (Executive Manager: Road Safety and



Stakeholder Relations Management), Ms Sigidikazi Petse (Company Secretary), Mr Stephen Podile (Executive Manager: Law Enforcement)
Communications Officers: Mr Simon Zwane (Chief Communication Officer)

FINANCIAL INFORMATION*	2023/24	2022/23	2021/22
AUDIT OUTCOME	Clean Audit	Clean Audit	Clean Audit
FINANCIAL POSITION			
	R'000	R'000	R'000
Current Assets	367 884	195 727	209 116
Non-Current Assets	1 160 366	1 116 566	979 686
Total Assets	1 528 250	1 312 293	1 188 802
Current Liabilities	381 140	276 679	202 683
Non-Current Liabilities	1 329	35 039	80 283
Total Liabilities	382 469	311 717	283 003
Total Net Assets	1 145 781	1 000 576	905 836
FINANCIAL PERFORMANCE			
Total Revenue	1 585 717	1 431 333	1 236 737
Exchange Transactions	256 400	79 244	10 552
Non-Exchange Transactions	1 329 317	1 352 088	1 226 186
Total Expenditure	(1 443 806)	(1 336 072)	(1 211 617)
Employee Costs	(732 560)	(724 838)	(713 082)
Surplus/(Deficit) for Year	141 911	95 261	25 120
CASH FLOW			
Operating Activities	338 263	272 643	89 946
Investing Activities	(131 180)	(243 264)	(197 218)
Cash & Equivalents - Year End	214 483	55 300	73 721
UIFW EXPENDITURE**	90	2 877	47 476
HUMAN RESOURCES			
Posts Approved	1 178	1 036	1 036
Posts Filled	1 152	1 000	976

SOUTH AFRICAN AIRWAYS (SAA)

CONTACT DETAILS

ADDRESS: Airways Park, 32 Jones Road, Kempton Park, Johannesburg

TEL: 011 978 1111

WEB: www.flysaa.com

EMAIL: SAACustomerService@flysaa.com

OVERVIEW

The mission of South African Airways (SAA) is to deliver commercially sustainable world-class air passenger and cargo aviation services within South Africa, on the African continent, and to its tourism and trading partners across the globe.

SAA's objectives are to: support South Africa's national developmental agenda; achieve and maintain commercial sustainability; provide excellent customer service; achieve consistent, efficient and effective operations; and foster performance excellence.



OFFICE BEARERS

Chairperson: Mr Derek Hanekom (Non-Executive Director and Chairperson)

Board Members: Ms Clarissa Appana, Ms Fathima Gany, Prof John Lamola, Mr Mahlubi Mazwi, Mr Dumisani Sangweni, Ms Fundi Sithebe, Adv Johannes Weapond

Chief Executive Officer: Prof Malesela John Lamola

Chief Financial Officer: Mr Fikile Mhlontlo (Interim)

Refer to p13 for more information on sources, methodology and definitions.

*Refer to nationalgovernment.co.za for a copy of the full Annual Report. **Total of Unauthorised, Irregular, Fruitless & Wasteful Expenditure.

TABLE OF BOOKMARKS

Senior Management: Ms Suretha Cruse (Executive: Customer Loyalty), Ms Ruth Kibuuka (Company Secretary), Ms Mpho Letlape (General Manager: Human Resources), Mr Justice Luthuli (Acting General Manager: Cargo), Mr Cobus McQuirk (Acting Chief Information Officer), Mr Madoda Nkalane (Executive: Operations)

Communications Officers: Ms Vimla Maistry (HOD: Communications)

FINANCIAL INFORMATION*	2023/24	2022/23	2021/22
AUDIT OUTCOME	Audit not Finalised	Disclaimer	Disclaimer
FINANCIAL POSITION	R'000	R'000	R'000
Current Assets	n/a	3 587 000	3 195 000
Non-Current Assets	n/a	7 851 000	4 840 000
Total Assets	n/a	11 509 000	8 106 000
Current Liabilities	n/a	6 513 000	7 363 000
Non-Current Liabilities	n/a	262 000	1 723 000
Total Liabilities	n/a	6 775 000	9 086 000
Total Net Assets	n/a	4 734 000	(1 723 000)

FINANCIAL INFORMATION*	2023/24	2022/23	2021/22
FINANCIAL PERFORMANCE			
Total Revenue	n/a	5 968 000	2 012 000
Total Expenditure	n/a	(5 257 000)	(5 217 000)
Employee Costs	n/a	(1 097 000)	(2 526 000)
Surplus/(Deficit) for Year	n/a	252	(3 682 000)
CASH FLOW			
Operating Activities	n/a	(542)	(5 988 000)
Investing Activities	n/a	96	4 000
Cash & Equivalents - Year End	n/a	1 663	2 043 000
UIFW EXPENDITURE**	n/a	157 500	5 540 000

SUBSIDIARIES

AIR Chefs
SAA Cargo
SAA Technical
SAA Voyager

SOUTH AFRICAN CIVIL AVIATION AUTHORITY (SACAA)

CONTACT DETAILS

ADDRESS: Ikhaya Lokundiza, Building 16, Treur Close, Waterfall Park, Bekker Street, Midrand, Johannesburg

TEL: 0860 267 435

WEB: www.caa.co.za

EMAIL: clientcare@caa.co.za

SOUTH AFRICAN



CIVIL AVIATION
AUTHORITY

OVERVIEW

The South African Civil Aviation Authority (SACAA) is a Schedule 3A public entity in terms of the Public Finance Management Act (PFMA). It was established on 1 October 1998, following the enactment of the now repealed South African Civil Aviation Authority Act 40 of 1998.

The Act was repealed as a whole by the Civil Aviation Act 13 of 2009. The Act provides for the establishment of a stand-alone authority mandated with controlling, promoting, regulating, supporting, developing, enforcing and continuously improving levels of safety and security throughout the civil aviation industry. SACAA is an agency of the Department of Transport (DoT). The above is to be achieved by complying with the Standards and Recommended Practices (SARPs) of the International Civil Aviation Organisation (ICAO), whilst considering the local context.

OFFICE BEARERS

Chairperson: Mr Ernest Khosa

Board Members: Ms Poppy Khoza (Director: Civil Aviation), Ms Bulelwa Koyana, Adv Mpati Lebakeng, Mr Tshepo Peege, Ms Tshishi Phewa, Mr Surendra Sooklal

Director: Ms Poppy Khoza (Director: Civil Aviation)

Chief Financial Officer: Mr Asruf Seedat (Executive: Finance)

Senior Management: Ms Phindiwe Gwebu (Executive: Corporate Services), Mr Dean Khumalo (Acting Executive: Safety Standards and Assurance and Executive: Aviation Safety Operations), Mr Pappie Maja (Manager: Aviation Development and Stakeholder Relations), Ms Sisa Majola (Manager: Communications), Ms Ayanda Manunga (Senior Manager: Communications and Stakeholder Relations), Ms Tembisa Maphike, Ms Thobile Masooa (Executive: Human Resources), Ms Nivashnee Naraindath (Company Secretary), Ms Babalwa Ndadani (Executive: Legal and Aviation Compliance), Mr King Sotshede (Chief Audit Executive), Mr Themba Thabethe (Executive: Accident and Incident Investigation), Mr Jason Tshabalala (Executive: Aviation Security)

Communications Officers: Ms Marie Bray

FINANCIAL INFORMATION*	2023/24	2022/23	2021/22
AUDIT OUTCOME	Clean Audit	Clean Audit	Clean Audit
FINANCIAL POSITION	R'000	R'000	R'000
Current Assets	631 889	549 236	411 767
Non-Current Assets	77 791	80 545	83 312
Total Assets	709 680	629 781	495 078
Current Liabilities	170 354	140 535	95 068
Non-Current Liabilities	-	-	-
Total Liabilities	170 354	140 535	95 068
Total Net Assets	539 326	489 245	400 010
FINANCIAL PERFORMANCE			
Total Revenue	925 879	885 616	775 807
Exchange Transactions	47 822	33 702	14 931
Non-Exchange Transactions	878 057	851 924	760 876
Total Expenditure	(875 798)	(796 381)	(663 880)
Employee Costs	(601 757)	(557 982)	(473 108)
Surplus/(Deficit) for Year	50 080	89 235	111 928
CASH FLOW			
Operating Activities	80 174	137 939	147 508
Investing Activities	(10 319)	(5 891)	(7 324)
Cash & Equivalents - Year End	540 785	470 930	338 881
UIFW EXPENDITURE**	-	254	-
HUMAN RESOURCES			
Posts Approved	596	589	589
Posts Filled	593	570	560

SOUTH AFRICAN MARITIME SAFETY AUTHORITY (SAMSA)

CONTACT DETAILS

ADDRESS: 146 Lunnon Road, Hillcrest, Pretoria

TEL: 012 366 2600

WEB: www.samsa.org.za

EMAIL: services@samsa.org.za



Refer to p13 for more information on sources, methodology and definitions.

*Refer to nationalgovernment.co.za for a copy of the full Annual Report. **Total of Unauthorised, Irregular, Fruitless & Wasteful Expenditure.

TABLE OF BOOKMARKS

OVERVIEW

The mission of the South African Maritime Safety Authority (SAMSA) is to promote South Africa's maritime interests, and development and position the country as an international Maritime Centre, while ensuring maritime safety, health and environmental protection.

In line with its objectives, SAMSA's primary areas of responsibility include: participating in the development and implementation of national and international maritime safety and marine environment protection standards; enforcing technical and operational standards for all shipping operations in South African waters and for South African ships anywhere, to promote responsible operations in terms of seaworthiness, safety and pollution prevention; enforcing training standards and competency of seafarers; managing the national capability to respond to marine pollution incidents and other maritime emergencies; operating the Maritime Rescue Coordination Centre to coordinate maritime assistance services, and detect and coordinate the location and rescue of people in maritime distress situations throughout the internationally agreed South African Search and Rescue Region; overseeing the provision of maritime distress and safety communications services to discharge South Africa's responsibilities under the Global Maritime Distress and Safety System; administering South Africa's voluntary ship reporting system (SAFREPP) for identifying and tracking ships at sea for safety purposes, and to provide a ships' database for responding to marine emergencies; investigating maritime casualties; and delivering related services, including public awareness and education in marine safety and pollution prevention, administration of South Africa's ship registration system, and publication of, and access to, ship safety and environmental standards.

OFFICE BEARERS

Chairperson: Mr M Fakir

Deputy Chairperson: Mr T Morwe (Acting CEO)

Board Members: Mr S Nguse, Ms F Nojozi, Mr M Ralephenya, Dr N Skeepers, Adv N Sobekwa

Chief Executive Officer: Ms Mbalenhle Golding (Acting)

Chief Financial Officer: Mr Douglas Malatji (Acting)

Chief Operations Officer: Mr Sobantu Tilayi

Chief Information Officer: Ms Pretty Molefe (Manager: Sea Watch and Response), Mr Ndzimeni Ramugondo

Senior Management: Capt Vernon Keller (Deputy COO), Ms M Moffat (Acting: Company Secretary), Ms Pervashnee Naidoo Pervashnee Naidoo (Acting: Chief Human Capital Officer), Mr Boetse Ramahlo (Executive: Policy, Legal and Regulations), Mr Eugene Rappetti (Executive Manager: MSP), Dr Thulisile Mbuli (Executive: Corporate Affairs and Government Relations)

Regional Executive Managers: Capt Thobela Gqabu (Regional Manager: East), Ms Bongi Stofile (Regional Manager: South)

Communications Officers: Ms Gentie Matshela, Mr Tebogo Ramatjje

FINANCIAL INFORMATION*	2023/24	2022/23	2021/22
AUDIT OUTCOME	Financially Unqualified	Financially Unqualified	Financially Unqualified
FINANCIAL POSITION	R'000	R'000	R'000
Current Assets	344 181	287 891	235 309
Non-Current Assets	16 217	12 813	15 979
Total Assets	360 398	300 704	251 288
Current Liabilities	105 818	144 152	132 928
Non-Current Liabilities	8 024	7 670	7 839
Total Liabilities	246 556	151 822	140 767
Total Net Assets	246 556	148 552	110 521
FINANCIAL PERFORMANCE			
Total Revenue	758 472	641 386	594 987
Exchange Transactions	417 516	321 507	274 792
Non-Exchange Transactions	340 956	319 879	320 195
Total Expenditure	(660 468)	(603 313)	(558 861)
Employee Costs	(329 201)	(330 632)	(331 746)
Surplus/(Deficit) for Year	98 004	38 073	36 126
CASH FLOW			
Operating Activities	1 368	66 494	89 056
Investing Activities	36 111	(2 893)	(3 242)
Cash & Equivalents - Year End	266 334	228 855	165 254
UIFW EXPENDITURE**	18 969	14 363	219 891
HUMAN RESOURCES	2023/24	2022/23	2021/22
Posts Approved	345	345	358
Posts Filled	302	313	321

SOUTH AFRICAN NATIONAL ROADS AGENCY SOC LTD (SANRAL)

CONTACT DETAILS

ADDRESS: 48 Tambotie Avenue, Val De Grace, Pretoria

TEL: 012 844 8000

WEB: www.nra.co.za

EMAIL: info@sanral.co.za



OVERVIEW

The vision of the South African National Roads Agency SOC Ltd (SANRAL) is ensuring that the national road transport system delivers a better South Africa for all.

SANRAL's ten strategic objectives are: 1. Improve SANRAL's reputation; 2. Provide and manage a safe national road network (primary avenues of mobility) to enable and contribute to economic growth and social development; 3. Utilise the primary road network system to spatially transform SA (integrated cities, accessible resources, services, facilities and locations); 4. Democratise the provision of the road network - broad-based black economic empowerment and transformation; 5. Ensure relevance and grow the footprint and impact of SANRAL by positively impacting on communities where we work, building cooperative relationships with other road authorities and departments for effective delivery, developing the capability and capacity of other roads authorities, and enhancing job creation; 6. Utilise technology, research and innovation to advance the provision, operation and management of the national road system (meet road-user needs); 7. Pursue adequate government funding to sustainably operate and maintain the national road network. In addition, explore, develop and implement a diversified funding strategy and exploit opportunities for the use of the user pays principle; 8. Lead and/or contribute to South Africa's regional integration objectives and obligations through infrastructure development, human capital, technical know-how and skills development; 9. Pursue global interests and develop a strong commercial

business case; 10. Ensure sustainability in the provision of roads inclusive of safety, the environment, resources efficiency, good corporate citizenship and governance.

OFFICE BEARERS

Chairperson: Mr Themba Mhambi

Board Members: Ms Refilwe Buthelezi, Mr Mahesh Fakir, Mr Rob Haswell, Mr Chris Hlabisa, Mr Errol Makhubela, Mr Tamsanqa Piet Matosa, Ms Noluphumuzo Noxaka

Chief Executive Officer: Mr Reginald Demana

Chief Financial Officer: Mr Dumisani Maluleke (Acting)

Senior Management: Mr Randall Cable (Regional Manager: Western Region), Mr Progress Hlahla (Regional Manager: Northern Region), Mr Louw Kannemeyer (Chief Planning, Design and Projects Engineer), Mr Kaiser Khehla Khoza (Chief Legal, Risk and Compliance Officer), Ms Lehlohonolo Memeza (Chief Corporate Affairs Officer), Ms Vuyokazi Menye (Chief Information Officer), Dr Khomotso Mhelembe (Chief Procurement Officer), Ms Monde Mondie (Chief Human Resources Officer), Mr Dumisani Nkabinde (Regional Manager: Eastern Region), Mr Dumisani Nkabinde (Chief Construction Operations and Maintenance Engineer), Mr Simon Peterson (Regional Manager: Southern Region), Ms Zolisa Zwakala (Chief Audit Executive)

Communications Officers: Mr Lwando Mahlasela (SANRAL Media Relations Manager), Ms Ongezwa Mogotsi (Content Manager), Mr Thabang Nkome, Ms Priya Pillay (Corporate Communications Manager)

Refer to p13 for more information on sources, methodology and definitions.

*Refer to nationalgovernment.co.za for a copy of the full Annual Report. **Total of Unauthorised, Irregular, Fruitless & Wasteful Expenditure.

TABLE OF BOOKMARKS

FINANCIAL INFORMATION*	2023/24	2022/23	2021/22
AUDIT OUTCOME	Financially Unqualified	Financially Unqualified	Financially Unqualified
FINANCIAL POSITION	R'000	R'000	R'000
Current Assets	62 110 306	67 696 501	45 468 979
Non-Current Assets	664 901 287	594 267 584	519 071 087
Total Assets	727 011 593	661 964 085	564 553 415
Current Liabilities	22 770 464	37 653 638	28 384 554
Non-Current Liabilities	32 402 063	38 398 294	127 786 785
Total Liabilities	55 172 527	76 051 932	156 171 339
Total Net Assets	671 839 066	585 912 153	408 382 076

FINANCIAL INFORMATION*	2023/24	2022/23	2021/22
FINANCIAL PERFORMANCE			
Total Revenue	45 380 637	38 188 359	18 577 732
Exchange Transactions	19 494 648	15 915 848	n/a
Non-Exchange Transactions	25 855 989	22 272 875	n/a
Total Expenditure	(32 333 984)	(21 999 833)	(18 229 243)
Employee Costs	(581 342)	(527 948)	(446 876)
Surplus/(Deficit) for Year	13 046 653	9 817 609	348 489
CASH FLOW			
Operating Activities	17 924 890	14 533 348	10 895 639
Investing Activities	(12 820 998)	(12 025 223)	(6 394 996)
Cash & Equivalents - Year End	53 259 979	59 414 201	41 249 968
UIFW EXPENDITURE**	495 122	10 192 599	487 136
HUMAN RESOURCES	2023/24	2022/23	
Posts Filled	594	549	

TRANSNET SOC LTD

CONTACT DETAILS

ADDRESS: 138 Eloff Street, Braamfontein, Johannesburg

TEL: 011 308 3000

WEB: www.transnet.net

EMAIL: enquiries@transnet.net

OVERVIEW

The vision of Transnet SOC Ltd is to meet customer demand for reliable freight transport and handling services through fully integrated and maximum use of its unique set of assets, while continuously driving cost-efficiency improvements and demonstrating a concern for sustainability.

The Entity's mission is to enable the competitiveness, growth and development of the South African economy by delivering reliable freight transport and handling services that satisfy customer demand.

OFFICE BEARERS

Chairperson: Mr Andile Hesperus Sangqu

Board Members: Ms Refilwe Buthelezi, Mr Busisa Mhlanga Jiya, Ms Lebogang Letsoalo, Dr Fholisani Sydney Mufamadi, Mr Dipak Dhuru Patel, Ms Boitumelo Sedupane, Mr Debel Martinus Wilhelmus, Ms Mosadiwamaretlwa Pearl Zambane

Chief Executive Officer: Ms Michelle Phillips

Chief Financial Officer: Ms Nosipho Maphumulo

Senior Management: Mr Russell Baatjies (Chief Executive: Transnet Freight Rail), Adv Sandra Coetzee (Chief Legal Officer), Mr Velile Dube (Chief Executive: Transnet Port Terminals), Mr Mark Gregg-Macdonald (Group Treasurer), Ms Yolisa Kani (Chief Business Development Officer), Mr Brian Kgomo (Chief Audit Executive), Mr Thoba Majoka (Chief Advanced Manufacturing Officer), Mr Ralph Mills (Chief Executive: Transnet Engineering), Ms Xoliswa Mpongoshe (Chief Corporate Regulatory Officer), Mr Pandelani Munyai (Chief Information Officer), Mr TP Nchocho (Chairperson: TNPA), Nokubonga Ndlovu (Company Secretary), Mr Vuledzani Nemukula (Chief Procurement Officer), Mr Khayaletu Ngema (Chief of People), Mr Kapei Phahlamohlaka (Chief Executive: Transnet Property), Mr Khomotso Pihlela (Acting Chief Executive: Transnet National Ports Authority), Adv Michelle Phillips (Chief Executive: Transnet Pipelines), Dr Andrew Shaw (Chief Officer: Strategy and Planning), Ms Sanet Voster (Acting Chief Human Resources Officer)

Communications Officers: Mr Molatwane Likhethe (General Manager: Corporate and Public Affairs), Ayanda Shezi (Spokesperson)



FINANCIAL INFORMATION*	2023/24	2022/23	2021/22
AUDIT OUTCOME	Financially Unqualified	Financially Unqualified	Financially Unqualified
FINANCIAL POSITION	R'000	R'000	R'000
Current Assets	28 488 000	27 353 000	22 882 000
Non-Current Assets	336 148 000	337 438 000	332 636 000
Total Assets	364 636 000	364 791 000	355 518 000
Current Liabilities	90 932 000	78 406 000	58 789 000
Non-Current Liabilities	135 609 000	138 157 000	152 951 000
Total Liabilities	226 541 000	216 563 000	211 740 000
Total Net Assets	138 095 000	148 228 000	143 778 000
FINANCIAL PERFORMANCE			
Total Revenue	80 328 000	73 745 000	78 760 000
Total Expenditure	(87 655 000)	(78 853 000)	(73 712 000)
Employee Costs	(27 142 000)	(24 655 000)	(26 194 000)
Surplus/(Deficit) for Year	(7 327 000)	(5 108 000)	5 048 000
CASH FLOW			
Operating Activities	14 246 000	22 196 000	17 534 000
Investing Activities	(16 969 000)	(15 705 000)	(13 115 000)
Cash & Equivalents - Year End	13 884 000	13 540 000	3 936 000
UIFW EXPENDITURE**	4 818 436	3 246 000	1 143 000
HUMAN RESOURCES	2023/24	2022/23	2021/22
Posts Filled	50 994	50 364	50 015

DEPARTMENT OF WATER AND SANITATION (DWS)

CONTACT DETAILS

ADDRESS: Sedibeng Building, 185 Francis Baard Street, Pretoria

TEL: 012 336 7500 / 0800 200 200

WEB: www.dws.gov.za

EMAIL: customercare@dws.gov.za



water & sanitation

Department:
Water and Sanitation
REPUBLIC OF SOUTH AFRICA

Refer to p13 for more information on sources, methodology and definitions.

*Refer to nationalgovernment.co.za for a copy of the full Annual Report. **Total of Unauthorised, Irregular, Fruitless & Wasteful Expenditure.

TABLE OF BOOKMARKS

OVERVIEW

The mission of the Department of Water and Sanitation is to serve the people of South Africa by: making a positive impact on the country and its people as custodians of its water and sanitation resources, and as innovative and committed partners in the drive for sustainable development; being service- and delivery-orientated; leading its sector and enabling partners with the knowledge and capacity to ensure that all water services are delivered; being committed to innovation and using cutting-edge technology as a catalyst for positive change, connecting its people and enabling them to work anywhere, anytime; and having a heart that values its investment in its people. The Department provides them with a caring and trusting environment that encourages personal development and is a breeding ground for talent.

The Department's strategic goals are: to be an efficient, effective and development-orientated sector leader; equitable and sustainable provision of raw water; provision of equitable and sustainable water services of acceptable quantity and quality; and protection of freshwater ecosystems.

OFFICE BEARERS

Minister: Ms Pemmy Castelina Pamela Majodina (Minister of Water and Sanitation) (ANC)

Deputy Minister: Mr Mbangiseni David Mahlobo (Deputy Minister of Water and Sanitation) (ANC), Mr Isaac Sello Seithloho (Deputy Minister of Water and Sanitation) (DA)

Director General: Dr Sean Phillips

Chief of Staff: Mr Sakhumzi Somyo (Ministry)

Chief Financial Officer: Mr Frans Moatshe

Deputy Directors General: Ms Nthabiseng Fundakubi (Corporate Support Services), Mr Livhuwani Mabuda (Water Resource Infrastructure Management), Dr Risimati Mathye (Water Services Management), Ms Deborah Mochotlhi (General Water Resources Management), Ms Petunia Ramunenyiwa (Acting: Governance and International Cooperation), Mr Xolani Zwane (Regulation Compliance and Enforcement)



MINISTER
MS PCP MAJODINA



DEPUTY MINISTER
MR MD MAHLOBO



DEPUTY MINISTER
MR IS SEITLHOLO

Senior Management: Adv Thanduxolo Nkala (Head of Office: Deputy Minister Mr Seithloho), Mr Vusumuzi Sekgobela (Head of Office: Deputy Minister Mr Mahlobo)

Communications Officers: Mr Wisane Mavasa (Departmental Spokesperson), Kamogelo Mogotsi (Spokesperson: Ministry)

FINANCIAL INFORMATION*	2023/24	2022/23	2021/22
AUDIT OUTCOME	Financially Unqualified	Financially Unqualified	Financially Unqualified
APPROPRIATION STATEMENT	R'000	R'000	R'000
Total Final Appropriation	21 379 768	18 581 719	17 740 832
Actual Expenditure	21 331 596	17 693 416	15 203 514
Employee Compensation	1 832 606	1 812 887	1 742 236
Goods and Services	1 719 837	1 830 636	1 473 158
Capital Assets	4 498 820	3 249 467	2 573 410
UIFW EXPENDITURE**	10	1 326	230 085
HUMAN RESOURCES	2023/24	2022/23	2021/22
Posts Approved	10 768	9 949	8 071
Posts Filled	6 256	6 361	6 491

AMATOLA WATER

CONTACT DETAILS

ADDRESS: 6 Lancaster Road, Vincent, East London

TEL: 043 707 3700 / 0800 864 699

WEB: www.amatolawater.co.za

EMAIL: aw@amatolawater.co.za



OVERVIEW

Amatola Water is an essential services utility operating in the water sector in the Eastern Cape. Established in terms of the Water Services Act 108 of 1997 and accountable to the Minister of Water and Sanitation as its Executive Authority, the Water Board's primary function is the provision of bulk water supply and sanitation services in order to advance the socio-economic potential of the people of the Eastern Cape.

In addition, as stipulated under the provisions of Section 30 of the Act, the utility also offers services in: operation and maintenance of water treatment works and dams; management services to water services institutions; project implementation; concessions; and advisory services.

OFFICE BEARERS

Chairperson: Dr Gaster Sharpley

Board Members: Ms Nomfundo Douw-Jack, Ms Litha Geza, Adv Sonwabile Mancotywa, Mr Ayanda Mjekula, Ms Boitumelo Mokgatle, Mr Gcinikhaya Mpumza, Mr Wisdom Mushohwe, Ms Nonkululeko Mxenge-Mayende

Chief Executive Officer: Mr Siyabulela Koyo

Chief Financial Officer: Mr Jonathan Jackson

Senior Management: Ms Dorothy Mabuza (Executive Manager: Planning and Development), Ms Lindokuhle Nzoyi (Executive Manager: Corporate Services), Mr Sazile Qweleka (Executive Manager: Operations)

Communications Officers: Ms Amanda Skritch (Acting Manager: Communication and Stakeholders), Ms Nosisa Sogayise (Head: Stakeholder and Communications)

FINANCIAL INFORMATION*	2023/24	2022/23	2021/22
AUDIT OUTCOME	Financially Unqualified	Financially Unqualified	Qualified
FINANCIAL POSITION	R'000	R'000	R'000
Current Assets	512 401	468 948	508 552
Non-Current Assets	1 576 772	1 638 945	1 710 238
Total Assets	2 089 173	2 107 893	2 218 790
Current Liabilities	601 668	455 837	363 213
Non-Current Liabilities	405	406	-
Total Liabilities	602 073	456 243	363 213
Total Net Assets	1 487 100	1 651 650	1 855 577
FINANCIAL PERFORMANCE			
Total Revenue	52 883	52 878	422 216
Exchange Transactions	52 883	52 878	422 216
Non-Exchange Transactions	-	-	-
Total Expenditure	(217 432)	(256 424)	(596 605)
Employee Costs	(82 043)	(78 814)	(62 118)
Surplus/(Deficit) for Year	(164 549)	(203 546)	(174 389)
CASH FLOW			
Operating Activities	(61 080)	(47 112)	(160 661)
Investing Activities	(8 431)	(5 597)	(4 404)
Cash & Equivalents - Year End	130 225	199 736	252 445
UIFW EXPENDITURE**	91 939	120 173	20 901
HUMAN RESOURCES	2023/24	2022/23	2021/22
Posts Approved	771	780	378
Posts Filled	374	387	287

Refer to p13 for more information on sources, methodology and definitions.

*Refer to nationalgovernment.co.za for a copy of the full Annual Report. **Total of Unauthorised, Irregular, Fruitless & Wasteful Expenditure.

TABLE OF BOOKMARKS

BREEDDE-GOURITZ CATCHMENT MANAGEMENT AGENCY

CONTACT DETAILS

ADDRESS: Mountain Mill and East Lake Roads, Hospital Hill, Worcester
TEL: 023 346 8000
WEB: breeddegouritzcma.co.za
EMAIL: info@bocma.co.za

OVERVIEW

The Breede-Gouritz Catchment Management Agency (BGCMA) changed its name to the Breede-Olifants Catchment Management Agency (BOCMA). This change was formalised through an extension of the agency's boundary and area of operation, as detailed in the National Water Act.

The mission of the Breede-Olifants Catchment Management Agency is to manage water resources responsibly, through continuous engagement with all stakeholders, and to devolve decision-making to the lowest level for the benefit of all water users in the Breede-Olifants Catchment, including the environment.

The Agency's strategic priorities are to: ensure quality water for all people and the environment; address water allocation reform; ensure good administration of registration and licensing; inspire change in attitudes towards the environment; and promote economic growth in a sustainable way.

These priorities are carried out in order to: address the developmental needs of the people and contribute to the eradication of poverty; ensure fair, equitable and well-controlled water allocation, while maintaining the integrity of the natural resource; manage the ecosystem in a sustainable manner; and allow all stakeholders a voice in how it manages our water resources.

OFFICE BEARERS

Chairperson: Mr BE Mnisi
Deputy Chairperson: Mr TE Abrahams
Board Members: Mr AP Barnes, Dr O Curtis, Ms B Damane, Mr MJ Delpont, Ms EM Palmer, Mr HM Rossouw, Mr CJU Swart
Chief Executive Officer: Mr Jan van Staden (Acting)

Chief Financial Officer: Ms Zanele Mngoma
Senior Management: Ms Prudence Mahlaba (Acting Senior Manager: Water Resources)
Communications Officers: Malehlohonolo Mlabateki

FINANCIAL INFORMATION*	2023/24	2022/23	2021/22
AUDIT OUTCOME	Clean Audit	Financially Unqualified	Qualified
FINANCIAL POSITION	R'000	R'000	R'000
Current Assets	198 370	182 237	169 646
Non-Current Assets	6 034	4 126	1 793
Total Assets	204 404	186 363	171 439
Current Liabilities	10 959	13 925	13 525
Non-Current Liabilities	-	-	-
Total Liabilities	10 959	13 925	13 525
Total Net Assets	193 445	172 438	157 914
FINANCIAL PERFORMANCE			
Total Revenue	115 587	104 681	99 781
Exchange Transactions	73 405	64 508	59 156
Non-Exchange Transactions	42 182	40 173	40 625
Total Expenditure	(94 580)	(90 156)	(78 502)
Employee Costs	(59 836)	(55 145)	(50 500)
Surplus/(Deficit) for Year	21 007	14 525	21 279
CASH FLOW			
Operating Activities	23 753	15 085	17 663
Investing Activities	(3 417)	(1 700)	(1 354)
Cash & Equivalents - Year End	146 314	125 977	112 593
UIFW EXPENDITURE**	-	8 058	6 312
HUMAN RESOURCES	2023/24	2022/23	2021/22
Posts Approved	92	92	90
Posts Filled	71	74	71

INKOMATI-USUTHU CATCHMENT MANAGEMENT AGENCY (IUCMA)

CONTACT DETAILS

ADDRESS: 20 Paul Kruger Street, Mbombela
TEL: 013 753 9000 / 083 654 0291
WEB: iucma.co.za
EMAIL: information@iucma.co.za

OVERVIEW

The vision of the Inkomati-Usuthu Catchment Management Area (IUCMA) is to supply sufficient, equitable and quality water resources for all in the Inkomati-Usuthu Water Management Area. The mission of the IUCMA is to efficiently manage water resources by empowering our stakeholders in our quest to contribute towards transformation by promoting equal access to water and protecting our environment.

The Agency supports the cooperative management of the Inkomati basin as an internationally shared watercourse. The decision-making environment of the Agency, including delegated functions, enables collaborative action towards equity, sustainability and efficiency in a continually evolving socio-economic system. The Agency manages the resources adaptively, cooperatively and progressively to achieve social, economic and environmental justice, and promote healthy living.

The Agency's functions are derived from the National Water Act 36 of 1998. They are, among others, to: s80-investigate and advise interested persons on the protection, use, development, conservation, management and control of the water resources in its water management area; develop a catchment management strategy; coordinate the related activities of water users and of the water management institutions within its water management area; promote the coordination of its implementation with the implementation of any applicable development plan; promote community participation in the protection, use, development, conservation, management and control of the water resources in its water management area; s19&20-prevent and



remedy effects of pollution; and control emergency incidents in respect of water resource pollution or potential water resource pollution. Other delegated functions include; S25, 33, 34, 35, 40, 41, 42, 44, 53, 54, 55, 57 and 58.

OFFICE BEARERS

Chairperson: Ms Linda Carol Zulu
Deputy Chairperson: Adv Geraldine Khoza
Board Members: Ms Salome Chiloane-Nwabueze, Mr Steven Matome Mathetsa, Ms Sam Mthembu, Mr Mokgobi Andrew Ramushu, Ms Shivon Wiggins
Chief Executive Officer: Dr Nicollette Mhlanga-Ndlovu
Chief Financial Officer: Ms S Mabunda
Senior Management: Ms W Mabuza (Manager: Revenue), Mr HM Makhubele (Acting Executive: Water Resource Management), Mr TH Mathebula (Board Secretary), Adv MB Shabangu (Executive: Corporate Services)
Communications Officers: Ms Winnie Mabuza, Ms Sylvia Machimana (Manager: Communications and Intergovernmental Relations), Mr Hasani Makhubele

FINANCIAL INFORMATION*	2023/24	2022/23	2021/22
AUDIT OUTCOME	Clean Audit	Financially Unqualified	Clean Audit

Refer to p13 for more information on sources, methodology and definitions.

*Refer to nationalgovernment.co.za for a copy of the full Annual Report. **Total of Unauthorised, Irregular, Fruitless & Wasteful Expenditure.

TABLE OF BOOKMARKS

FINANCIAL INFORMATION*	2023/24	2022/23	2021/22
FINANCIAL POSITION	R'000	R'000	R'000
Current Assets	57 285	65 526	64 058
Non-Current Assets	8 976	8 586	10 165
Total Assets	66 261	74 112	74 223
Current Liabilities	9 682	12 019	69 358
Non-Current Liabilities	193	190	-
Total Liabilities	9 875	12 210	69 358
Total Net Assets	56 387	61 902	4 865
FINANCIAL PERFORMANCE			
Total Revenue	187 102	158 796	162 417
Exchange Transactions	58 867	48 376	39 550
Non-Exchange Transactions	128 235	133 676	122 867
Total Expenditure	(192 618)	(143 966)	(153 758)
Employee Costs	(112 049)	(107 773)	(99 819)
Surplus/(Deficit) for Year	(5 516)	14 830	8 659

LEPELLE NORTHERN WATER

CONTACT DETAILS

ADDRESS: 1 Landros Mare Street, Polokwane, Limpopo, 0700

TEL: 015 295 1800

WEB: lepellewater.co.za

EMAIL: info@lepelle.com

OVERVIEW

Lepelle Northern Water (LNW) is a state-owned water utility. Its vision is to provide excellent regional water and sanitation services solutions. Municipal customers serviced by LNW include Polokwane Local Municipality, Capricorn District Municipality, Mopani District Municipality, Sekhukhune District Municipality, Vhembe District Municipality and Mogalakwena Local Municipality.

Lepelle Northern Water's mission is to deliver cost-effective, equitable, sustainable and quality water and sanitation services with passion.

OFFICE BEARERS

Chairperson: Dr NF Mphephu

Board Members: Ms Salome Chiloane-Nwabueze, Mr MM Magoele, Ms B Mahlutshana, Adv MM Makgopa-Madisa, Mr TJ Mathebula, Dr P Molokoane, Ms FJ Mudau, Dr F Munyai, Adv RT Ramashiya, Dr MSM Soni

Chief Executive Officer: Dr C Ruiters

Chief Financial Officer: Mr MS Ramalato

Senior Management: Mr Archibald Maluleke (General Manager: Engineering Services), Ms DG Manzini (Chief Audit Executive), Mr ES Moeng (General Manager: Corporate Services), Mr N Nokeri (Manager: Strategy and Planning), Ms S Satekge (Chief Risk Officer), Ms MR Sebola (Company Secretary), Ms L Sebola (Acting General Manager: Operations and Maintenance)

Communications Officers: Mr Simon Mpamonyane

FINANCIAL INFORMATION*	2023/24	2022/23	2021/22
AUDIT OUTCOME	Financially Unqualified	Financially Unqualified	Financially Unqualified

MAGALIES WATER

CONTACT DETAILS

ADDRESS: 38 Heystek Street, Rustenburg

TEL: 014 597 4636

WHATSAPP: 083 744 3971

WEB: magalieswater.co.za

EMAIL: info@magalieswater.co.za

OVERVIEW

Magalies Water Board is a regional water utility established in terms of Section 28 of the Water Services Act No 108 of 1997. It provides bulk water and sanitation services to municipalities, mining operations and industrial customers across the three provinces of Gauteng, Limpopo and North West.

FINANCIAL INFORMATION*	2023/24	2022/23	2021/22
CASH FLOW			
Operating Activities	(21 011)	14 011	(19 172)
Investing Activities	(1 845)	(957)	(4 042)
Cash & Equivalents - Year End	40 131	62 975	49 666
UIFW EXPENDITURE**	-	243	733

HUMAN RESOURCES	2023/24	2022/23	2021/22
Posts Approved	144	130	130
Posts Filled	113	115	118



FINANCIAL INFORMATION*	2023/24	2022/23	2021/22
FINANCIAL POSITION	R'000	R'000	R'000
Current Assets	2 481 764	1 612 839	1 379 676
Non-Current Assets	3 378 910	3 343 148	2 667 536
Total Assets	5 860 674	4 955 987	4 047 212
Current Liabilities	798 283	749 120	771 839
Non-Current Liabilities	98 681	95 446	97 671
Total Liabilities	896 964	844 566	869 510
Total Net Assets	4 963 710	4 111 421	3 177 702

FINANCIAL PERFORMANCE	2023/24	2022/23	2021/22
Total Revenue	2 277 695	2 501 641	804 862
Exchange Transactions	1 644 695	1 368 657	804 862
Non-Exchange Transactions	633 000	1 132 984	-
Total Expenditure	(1 425 413)	(1 661 462)	(711 361)
Employee Costs	(187 530)	(190 491)	(169 872)
Surplus/(Deficit) for Year	852 288	840 179	93 501

CASH FLOW	2023/24	2022/23	2021/22
Operating Activities	204 760	27 926	137 490
Investing Activities	(204 149)	(1 438)	(82 420)
Cash & Equivalents - Year End	1 264 458	631 763	184 877
UIFW EXPENDITURE**	-	7	3 543

HUMAN RESOURCES	2023/24
Posts Filled	378



Magalies Water is a Schedule 3B state owned enterprise (SOE) in terms of the Public Finance Management Act (PFMA), which is accountable to the government of South Africa through the Minister of the Department of Water and Sanitation (DWS).

Refer to p13 for more information on sources, methodology and definitions.

*Refer to nationalgovernment.co.za for a copy of the full Annual Report. **Total of Unauthorised, Irregular, Fruitless & Wasteful Expenditure.

TABLE OF BOOKMARKS

OFFICE BEARERS

Chairperson: Dr Keneilwe Sebege

Deputy Chairperson: Ms Yvonne Matolong

Board Members: Mr Rudolph Le Roux, Dr Mosidi Makgae, Ms Tebogo Malaka, Ms Priscilla Mashaba, Mr Wiseman Mkhize, Mr Itumeleng Mosala, Mr Stanley Ngobeni, Mr Yongama Pamela

Chief Executive Officer: Mr Ofentse Nthutang (Acting)

Chief Financial Officer: Ms Matshidiso Tabane

Chief Operations Officer: Mr Sibongiseni Mbadamana (Acting)

Senior Management: Dr Vhahangwele Akinwekomi (General Manager: Water Services), Ms Deona Engelbrecht (Company Secretary), Ms Kelebogile Mogamisi (General Manager: Communications and Stakeholder Relations), Mr Tshiamo Mpane (Acting General Manager: Planning and Engineering Services), Ms Teleni Ntabeni (General Manager: Corporate Services)

Communications Officers: Mr David Magae (Manager: Communications and Media Relations)

FINANCIAL INFORMATION*	2023/24	2022/23	2021/22
AUDIT OUTCOME	Financially Unqualified	Financially Unqualified	Clean Audit

FINANCIAL INFORMATION*	2023/24	2022/23	2021/22
FINANCIAL POSITION	R'000	R'000	R'000
Current Assets	3 778 614	2 430 626	1 068 622
Non-Current Assets	4 435 168	3 469 684	3 041 527
Total Assets	8 213 782	5 900 310	4 110 149
Current Liabilities	2 807 736	1 072 215	481 588
Non-Current Liabilities	939 734	823 629	803 036
Total Liabilities	3 747 470	1 895 844	1 284 624
Total Net Assets	4 466 312	4 004 466	2 825 525
FINANCIAL PERFORMANCE			
Total Revenue	2 504 950	1 943 390	936 860
Exchange Transactions	2 431 640	1 611 319	845 842
Non-Exchange Transactions	73 310	332 071	91 018
Total Expenditure	(2 043 104)	(1 609 201)	(825 294)
Employee Costs	(420 715)	(244 397)	(160 798)
Surplus/(Deficit) for Year	461 846	334 189	127 042
CASH FLOW			
Operating Activities	2 146 790	277 827	204 357
Investing Activities	(1 096 915)	(387 999)	(160 475)
Cash & Equivalents - Year End	1 404 909	355 034	465 206
UIFW EXPENDITURE**	65 115	92 483	10 701

OVERBERG WATER BOARD

CONTACT DETAILS

ADDRESS: Trident Park 3, Ground Floor, 1 Niblick Way, Somerset West

TEL: 021 851 2155

WEB: www.overbergwater.co.za

EMAIL: info@overbergwater.co.za

OVERVIEW

Overberg Water Board is classified as a Schedule 3B Public Entity in terms of the Public Finance Management Act and is incorporated in terms of the Water Services Act (WSA) 108 of 1997. Its primary responsibilities are outlined in section 29 of the WSA, which is to be a bulk portable water supplier to Water Services Authorities. However, this mandate can be further extended to provide services listed in section 30 of the WSA.

OFFICE BEARERS

Chairperson: Mr Razeen Benjamin

Deputy Chairperson: Ms Sphiwe Mayinga

Board Members: Prof Gregory Davids, Dr Thavamoney Kelly, Mr David Lefutso, Dr Nandipha Madiba, Ms Nalini Maharaj, Ms Monica Malunga, Mr Bongani Mnisi, Mr Dirk van Papendorp, Mr Louis Van Rheede Van Oudtshoorn

Chief Executive Officer: Dr Phakamani Buthelezi

Chief Financial Officer: Ms Emmeritia Jeffries

Senior Management: Mr Marshia Batayi (Supply Chain), Ms Sarah Mathunyane (Human Resources), Mr Xolani Mdletshe, Mr Brian Mokhele (Management Accountant)

Communications Officers: Mr Xolani Mdletshe (Technical Manager and Acting Executive Manager: Operations, Infrastructure and New Business Development)

FINANCIAL INFORMATION*	2023/24	2022/23	2021/22
AUDIT OUTCOME	Financially Unqualified	Financially Unqualified	Financially Unqualified
FINANCIAL POSITION	R'000	R'000	R'000
Current Assets	25 612	19 820	29 989
Non-Current Assets	56 916	72 670	76 280
Total Assets	82 528	92 491	106 268
Current Liabilities	15 388	14 324	11 078
Non-Current Liabilities	126	-	2
Total Liabilities	15 514	14 324	11 080
Total Net Assets	67 014	78 166	95 188
FINANCIAL PERFORMANCE			
Total Revenue	76 708	69 419	80 011
Exchange Transactions	76 708	69 419	80 011
Non-Exchange Transactions	-	-	-
Total Expenditure	(87 860)	(86 248)	(80 565)
Employee Costs	(16 464)	(18 813)	(19 211)
Surplus/(Deficit) for Year	(11 153)	(16 829)	(554)
CASH FLOW			
Operating Activities	(13 339)	(14 101)	2 888
Investing Activities	12 271	4 725	(1 142)
Cash & Equivalents - Year End	2 846	3 918	23 294
UIFW EXPENDITURE**	132	22	92
HUMAN RESOURCES			2023/24
Posts Filled			58

RAND WATER

CONTACT DETAILS

ADDRESS: 522 Impala Road, Glenvista, Johannesburg

TEL: 0860 10 10 60

WEB: www.randwater.co.za

EMAIL: customservice@randwater.co.za

OVERVIEW

The mission of Rand Water is to deliver and supply world-class affordable, reliable and good quality water and related services to all stakeholders through: safe, efficient transport; sustainable and innovative business practices; empowered employees; mutually beneficial strategic relationships; and legislative compliance and best practice. Rand Water is the largest bulk water utility in Africa and is one of the largest in the



RAND WATER

world, providing bulk potable water to more than 11 million people in Gauteng, parts of Mpumalanga, the Free State and North West. Rand Water draws water from its catchments and purifies it for human consumption. The water is then supplied/sold to municipalities, mines and industries.

Refer to p13 for more information on sources, methodology and definitions.

*Refer to nationalgovernment.co.za for a copy of the full Annual Report. **Total of Unauthorised, Irregular, Fruitless & Wasteful Expenditure.

TABLE OF BOOKMARKS

OFFICE BEARERS

Chairperson: Mr Ramateu Monyokolo
Deputy Chairperson: Ms Malande Tonjeni
Board Members: Mr Simphiwe Khondlo, Ms Gwen Mahuma-Madida, Ms Lethabo Mashamaite, Ms Phindile Mbanjwa, Mr Anthony Nala Mhlongo, Mr Solomon Mngomezulu, Ms Zanele Monnakgotla, Mr Luvuyo Ntoyi, Mr Gcinumzu Qotywa, Ms Clarinda Simpson
Chief Executive Officer: Mr Siphos Mosai
Chief Financial Officer: Ms Matshidiso Nyembe
Chief Operations Officer: Mr Khulekani Sydwell Nxumalo (Acting)
Senior Management: Mr Vusi Kubheka (Group Strategy Executive), Ms Wayida Mohamed (Group Strategic Human Resources Executive), Dr Fawcett Ngoatje (Group Shared Services Executive), Dr Fikile Sithole (Group Governance Executive)
Communications Officers: Ms Makenosi Maroo (Spokesperson), Mr Justice Mohale (Manager: Media Relations), Mr Gregg Mulzack

FINANCIAL INFORMATION*	2023/24	2022/23	2021/22
AUDIT OUTCOME	Clean Audit	Financially Unqualified	Financially Unqualified

FINANCIAL INFORMATION*	2023/24	2022/23	2021/22
FINANCIAL POSITION	R'000	R'000	R'000
Current Assets	13 982 593	12 231 332	10 435 932
Non-Current Assets	33 941 650	32 010 185	30 101 718
Total Assets	47 924 700	44 241 599	40 537 806
Current Liabilities	4 193 027	5 161 068	3 736 784
Non-Current Liabilities	3 452 112	3 402 019	4 644 762
Total Liabilities	7 645 139	8 563 087	8 381 546
Total Net Assets	40 279 561	35 678 512	32 156 260
FINANCIAL PERFORMANCE			
Total Revenue	23 174 907	20 659 860	18 462 799
Total Expenditure	(18 612 849)	(17 124 110)	(15 000 573)
Employee Costs	(2 240 308)	(1 990 465)	(1 862 782)
Surplus/(Deficit) for Year	4 562 058	3 535 750	3 462 226
CASH FLOW			
Operating Activities	4 360 222	2 441 232	2 735 512
Investing Activities	(1 676 220)	(2 457 667)	(3 441 669)
Cash & Equivalents - Year End	6 345 791	4 898 278	4 915 021
UIFW EXPENDITURE**	741 288	513 629	636 239
HUMAN RESOURCES	2023/24	2022/23	2021/22
Posts Filled	3 525	3 493	3 437

TRANS-CALEDON TUNNEL AUTHORITY (TCTA)

CONTACT DETAILS

ADDRESS: Byls Bridge Office Park, Building 9,
 Cnr Olievenhoutbosch & Jean Ave, Doringkloof, Centurion
TEL: 012 683 1231
WEB: www.tcta.co.za
EMAIL: info@tcta.co.za



OVERVIEW

The mission of the Trans-Caledon Tunnel Authority (TCTA) is to plan, finance and implement sustainable and accessible water resource infrastructure.

The TCTA was originally established as a special purpose vehicle to fulfil South Africa's treaty obligations in respect of the Lesotho Highlands Water Project. Its establishment was in line with government policy and practice to seek off-balance-sheet funding options for infrastructure projects, which can recover their costs through the end-user tariffs. The purpose of constructing works off-budget is twofold: to ensure that the cost of the infrastructure is paid for by the benefitting end consumer and not by the entire tax base; and to reduce government borrowing requirements.

OFFICE BEARERS

Chairperson: Ms Precious Sibiya
Deputy Chairperson: Mr Themba Dumas
Board Members: Ms Mmanare Mamabolo, Mr Roy Mnisi, Mr Pule Mofokeng, Ms Maemili Ramataboe, Mr Neo Tladinyane, Ms Vidhulekha Vedalankar, Mr Gregory White
Chief Executive Officer: Mr Percy Sechemane
Chief Financial Officer: Mr Leonard Radzuma (Chief Risk Officer and Acting: CFO)
Senior Management: Ms Hanje Botha (Executive Manager: Human Resource and Organisational Development), Mr Johannes Mavuso (Executive Manager: Project Management and Implementation), Mr Pule Mothiba (Chief Strategy Officer), Ms Nancy Mphuthi (Enterprise Risk Manager), Mr Nhlanhla Nkabinde (Executive Manager: Project Finance and Treasury), Ms Wendy Nkambule (Financial Controller), Ms Khathu Sibanda (Executive Manager: EWSS)
Communications Officers: Adv Wilma de Witt (Company Secretary), Ms Wanda Mkutshulwa (Head: Communications), Mr Luzamo Sandlana (Media Liaison Officer)

FINANCIAL INFORMATION*	2023/24	2022/23	2021/22
AUDIT OUTCOME	Financially Unqualified	Financially Unqualified	Financially Unqualified
FINANCIAL POSITION	R'000	R'000	R'000
Current Assets	8 644 143	10 329 970	9 690 000
Non-Current Assets	10 468 820	9 978 229	10 700 000
Total Assets	19 112 963	20 308 199	20 390 000
Current Liabilities	3 490 640	3 434 098	3 835 000
Non-Current Liabilities	10 595 554	12 067 702	12 665 000
Total Liabilities	14 086 194	15 501 800	16 500 000
Total Net Assets	5 026 769	4 806 399	3 890 000
FINANCIAL PERFORMANCE			
Total Revenue	2 518 146	2 133 593	3 542 000
Total Expenditure	(2 297 775)	(2 048 760)	(2 219 000)
Employee Costs	(173 166)	(248 597)	(211 000)
Surplus/(Deficit) for Year	220 371	1 073 833	1 323 000
CASH FLOW			
Operating Activities	(628 735)	1 373 722	4 520 000
Investing Activities	(794 763)	(10 809)	16 000
Cash & Equivalents - Year End	6 374 776	9 359 231	8 849 000
UIFW EXPENDITURE**	175	127 547	33 146
HUMAN RESOURCES		2022/23	2021/22
Posts Approved		234	211
Posts Filled		173	173

Refer to p13 for more information on sources, methodology and definitions.

*Refer to nationalgovernment.co.za for a copy of the full Annual Report. **Total of Unauthorised, Irregular, Fruitless & Wasteful Expenditure.

TABLE OF BOOKMARKS

UMNGENI-UTHUKELA WATER

CONTACT DETAILS

ADDRESS: 310 Burger Street, Pietermaritzburg
TEL: 033 341 1111 / 0800 331 820
WEB: mhlathuze.co.za
EMAIL: info@umgeni.co.za



OVERVIEW

uMngeni-uThukela Water was established on 1 July 2023 by incorporating the geographic area of operations of the former Mhlathuze Water into Umgeni Water. The extension of the boundary of Umgeni Water to include Mhlathuze Water forms a single water board in KwaZulu-Natal. The vision of uMngeni-uThukela Water is to be a global leader in the sustainable provision of water and related services. Its mission is to create value for our customers through providing innovative, sustainable, effective and affordable water and related services.

uMngeni-uThukela Water's strategic intent is to be a key partner that enables government to deliver effective and efficient water and related services. uMngeni-uThukela Water's benevolent intent is to provide water and related services to improve the quality of life and enhance sustainable economic development.

OFFICE BEARERS

Chairperson: Adv Vusi Khuzwayo

Deputy Chairperson: Ms Nothando Nonkululeko Mkhize

Board Members: Mr Timothy Cornish, Adv Lavandran Nanda Gopaul, Ms Diana Hoorzuk, Ms Senamile Masango, Ms Sylvia Mhlongo, Mr Sibusiso Mkhize, Mr Kwazikwenkosi Mshengu, Mr Siphon Mtolo, Ms Hlengiwe Mvubu, Mr Khanyisani Shandu

Chief Executive Officer: Mr Sandile Mkize

Chief Financial Officer: Mr Thami Mkhwanazi

Chief Operations Officer: Mr Sanele Mazibuko

Senior Management: Mr Nkosi Cele (Executive: Infrastructure Development), Ms Ntsapakazi Deppa (Executive: Scientific Services), Mr Sandile B Dube (Executive: Special Projects), Mr Sbusiso Madonsela (Group Chief: Governance and Compliance Officer), Mr Phokela Maponya (Executive: Operations), Ms Simangele Mbatha (Company Secretary), Ms Moketenyane Moleko (Acting: Chief Shared Services)

Communications Officers: Mr Shami Harichunder (Manager: Corporate Stakeholder)

FINANCIAL INFORMATION*	2023/24	2022/23	2021/22
AUDIT OUTCOME	Financially Unqualified	Financially Unqualified	Financially Unqualified
FINANCIAL POSITION	R'000	R'000	R'000
Current Assets	8 301 081	7 809 822	6 980 211
Non-Current Assets	13 482 808	9 769 326	9 183 216
Total Assets	21 786 718	17 582 091	16 163 975
Current Liabilities	2 112 692	1 273 108	1 063 760
Non-Current Liabilities	2 071 515	1 913 865	1 915 102
Total Liabilities	4 184 207	3 186 973	2 978 862
Total Net Assets	17 602 513	14 395 119	13 185 113
FINANCIAL PERFORMANCE			
Total Revenue	7 703 462	6 000 240	5 254 433
Total Expenditure	(6 235 257)	(4 852 015)	(4 013 070)
Employee Costs	(867 237)	(640 187)	(579 778)
Surplus/(Deficit) for Year	1 468 205	1 148 225	1 241 363
CASH FLOW			
Operating Activities	2 342 445	1 876 965	1 955 080
Investing Activities	(1 810 031)	(2 251 818)	(3 050 629)
Cash & Equivalents - Year End	657 881	290 420	824 912
UIFW EXPENDITURE**	1 407 182	693 387	542 376
HUMAN RESOURCES	2023/24	2022/23	2021/22
Posts Filled	1 547	1 519	1 374

VAAL CENTRAL WATER

CONTACT DETAILS

ADDRESS: 2 Mzuzu Street, Pellisier, Bloemfontein, 9301
TEL: 051 403 0800
WEB: vaalcentralwater.co.za
EMAIL: communications@vcwater.co.za



OVERVIEW

Vaal Central Water's mission is to create a leading, value-driven, effective and responsive water services institution, adapting best practice methods in anticipating tomorrow's challenges today. The Water Board's strategic goals and objectives are to: plan, develop, operate and maintain infrastructure to ensure sustainable water services delivery; manage and optimise financial affairs to meet current and future obligations; secure the supply and quality of raw resources; achieve an aligned, effective and efficient institution through optimisation of all business processes and systems; engage and strengthen strategic partnerships with all relevant stakeholders.

The Entity's footprint has been extended to cover most of the areas of the Northern Cape and Free State previously serviced by Sedibeng Water. This resulted in the integration process undertaken informed by the strategic direction and leadership of the Board. The Entity is therefore going through major changes while ensuring continued and uninterrupted water supply. Vaal Central Water is committed to improve water service delivery through infrastructure development and financial viability to ensure sustainability.

OFFICE BEARERS

Chairperson: Adv MS Msibi

Deputy Chairperson: Adv LR Bomela

Board Members: Mr DSE Fransman, Ms MGM Jele, Mr TM Manyoni, Ms BF Nakedi, Ms GW Phakathi, Mr AM Rantho, Adv TD Segoe-Backward

Chief Executive Officer: Mr Luvuyo Ntoyi

Chief Financial Officer: Mr Gerhard Husselmann (Acting)

Senior Management: Mr Aphumle Mnyaka (Executive: Engineering and Projects), Ms Nkagiseng Motlhaolwa (Acting Executive: Human Resources), Ms Nkagiseng Motlhaolwa (Executive: Corporate Support), Mr Maruping Rapudungoane (Executive: Operations and Maintenance), Ms Noxolo Silevu (Company Secretary)

Communications Officers: Ms Nnana Libate, Mr Tebogo Metswi, Ms Lindiwe Mnguni (Manager: Communications and Marketing), Ms Mamokete (Kido) Thoabala

Refer to p13 for more information on sources, methodology and definitions.

*Refer to nationalgovernment.co.za for a copy of the full Annual Report. **Total of Unauthorised, Irregular, Fruitless & Wasteful Expenditure.

TABLE OF BOOKMARKS

FINANCIAL INFORMATION*	2023/24	2022/23	2021/22
AUDIT OUTCOME	Financially Unqualified	Financially Unqualified	Financially Unqualified
FINANCIAL POSITION	R'000	R'000	R'000
Current Assets	1 703 669	1 481 561	893 969
Non-Current Assets	3 699 366	3 805 472	773 921
Total Assets	5 403 035	5 287 033	1 667 890
Current Liabilities	5 290 800	5 153 287	287 041
Non-Current Liabilities	136 029	140 951	17 533
Total Liabilities	5 426 829	5 294 238	304 574
Total Net Assets	(23 794)	(7 205)	1 363 316

FINANCIAL INFORMATION*	2023/24	2022/23	2021/22
FINANCIAL PERFORMANCE			
Total Revenue	5 297 368	4 174 109	1 000 645
Exchange Transactions	4 178 637	2 733 210	999 653
Non-Exchange Transactions	1 118 731	1 440 899	992
Total Expenditure	(5 313 957)	(3 713 946)	(847 150)
Employee Costs	(611 742)	(484 027)	(285 912)
Surplus/(Deficit) for Year	(16 589)	460 163	153 496
CASH FLOW			
Operating Activities	403 025	7 662	298 740
Investing Activities	(115 790)	516 366	(24 278)
Cash & Equivalents - Year End	1 212 978	930 602	453 565
UIFW EXPENDITURE**	445 951	308 909	79 069

WATER RESEARCH COMMISSION (WRC)

CONTACT DETAILS

ADDRESS: Lynnwood Bridge Office Park, Bloukrans Building,
4 Davenry Street, Lynnwood Manor, Pretoria

TEL: 012 761 9300

WEB: www.wrc.org.za

EMAIL: info@wrc.org.za



OVERVIEW

The mission of the Water Research Commission (WRC) is to be a global water knowledge node and South Africa's premier water knowledge hub active across the Innovation Value Chain that: informs policy and decision-making; creates new products, innovation and services for socio-economic development; develops human capital in the water science sector; empowers communities and reduces poverty; supports the national transformation and redress project; and develops sustainable solutions and deepens water research and development in South Africa, Africa and the developing world.

The Commission's mandate includes: promoting coordination, cooperation and communication in the area of water research and development; establishing water research needs and priorities; stimulating and funding water research according to priority; promoting effective transfer of information and technology; and enhancing knowledge and capacity building within the water sector.

OFFICE BEARERS

Chairperson: Dr Rethabile Bonang Melamu

Deputy Chairperson: Dr Harrison Pienaar

Board Members: Mr Willem Bertram Baird, Mrs Zama Portia Dlamini, Prof Nnnesi Kgabi, Ms Nkuli Mxenge Mayende, Adv Renette Mary Rosey, Dr Tendai Sawunyama, Ms Megan Schalkwyk, Prof Aldo Stroebel

Chief Executive Officer: Dr Jennifer Molwantwa

Chief Financial Officer: Mr Fazel Ismail

Senior Management: Dr Shafick Adams (Senior Research Manager: Water Availability), Mr Jay Bhagwan (Senior Research Manager: Water Quality and Senior Research Manager: Knowledge Dissemination), Dr Stanley Liphadzi (Executive: Research and Development), Ms Reshmili Lutchman (Executive: Corporate Services), Prof Sylvester Mpandeli (Senior Research Manager: Water Use), Dr Mandla Msibi (Executive: Stakeholder and Communications), Dr Valerie Naidoo (Senior Manager: Water Advisory Services)

Communications Officers: Ms Reshmili Lutchman (Information Officer), Ms Shirley Maheso (Information Officer), Ms Zama Zulu (Manager: Marketing and Communications)

FINANCIAL INFORMATION*	2023/24	2022/23	2021/22
AUDIT OUTCOME	Financially Unqualified	Clean Audit	Clean Audit
FINANCIAL POSITION	R'000	R'000	R'000
Current Assets	577 053	471 272	423 379
Non-Current Assets	8 875	9 274	10 519
Total Assets	585 928	480 546	433 899
Current Liabilities	181 154	175 957	214 896
Non-Current Liabilities	3 711	4 815	3 481
Total Liabilities	184 865	180 772	218 377
Total Net Assets	401 063	299 774	215 522
FINANCIAL PERFORMANCE			
Total Revenue	450 956	408 623	417 496
Exchange Transactions	127 589	102 940	137 871
Non-Exchange Transactions	323 368	305 683	279 625
Total Expenditure	(351 327)	(329 150)	(378 805)
Employee Costs	(101 844)	(101 442)	(113 088)
Surplus/(Deficit) for Year	101 289	77 678	37 093
CASH FLOW			
Operating Activities	94 006	84 403	16 704
Investing Activities	(2 448)	(1 307)	(689)
Cash & Equivalents - Year End	506 527	410 506	310 110
UIFW EXPENDITURE**	4	-	12 217

HUMAN RESOURCES	2023/24	2022/23
Posts Approved	118	118
Posts Filled	85	84

Refer to p13 for more information on sources, methodology and definitions.

*Refer to nationalgovernment.co.za for a copy of the full Annual Report. **Total of Unauthorised, Irregular, Fruitless & Wasteful Expenditure.

SOCIAL SERVICES

DEPARTMENT OF BASIC EDUCATION (DBE)	166
EDUCATION LABOUR RELATIONS COUNCIL (ELRC)	166
SOUTH AFRICAN COUNCIL FOR EDUCATORS (SACE)	167
UMALUSI - COUNCIL FOR QUALITY ASSURANCE IN GENERAL AND FURTHER EDUCATION AND TRAINING	167
DEPARTMENT OF EMPLOYMENT AND LABOUR (DEL)	168
COMMISSION FOR CONCILIATION, MEDIATION AND ARBITRATION (CCMA)	169
COMPENSATION FUND (CF)	169
NATIONAL ECONOMIC DEVELOPMENT AND LABOUR COUNCIL (NEDLAC)	170
PRODUCTIVITY SA	171
UNEMPLOYMENT INSURANCE FUND (UIF)	171
DEPARTMENT OF HEALTH (DOH)	172
COUNCIL FOR MEDICAL SCHEMES (CMS)	172
HEALTH PROFESSIONS COUNCIL OF SOUTH AFRICA (HPCSA)	173
NATIONAL HEALTH LABORATORY SERVICE (NHLS)	174
OFFICE OF HEALTH STANDARDS COMPLIANCE (OHSC)	174
SOUTH AFRICAN HEALTH PRODUCTS REGULATORY AUTHORITY (SAHPRA)	175
SOUTH AFRICAN MEDICAL RESEARCH COUNCIL (SAMRC)	176
SOUTH AFRICAN NURSING COUNCIL (SANC)	176
DEPARTMENT OF HIGHER EDUCATION AND TRAINING (DHET)	177
COUNCIL ON HIGHER EDUCATION (CHE)	178
NATIONAL INSTITUTE FOR THE HUMANITIES AND SOCIAL SCIENCES (NIHSS)	178
NATIONAL SKILLS FUND (NSF)	179
NATIONAL STUDENT FINANCIAL AID SCHEME (NSFAS)	180
QUALITY COUNCIL FOR TRADES AND OCCUPATIONS (QCTO)	180
SOUTH AFRICAN QUALIFICATIONS AUTHORITY (SAQA)	181
UNIVERSITIES SOUTH AFRICA (USAF)	182
AGRICULTURAL SECTOR EDUCATION AND TRAINING AUTHORITY (AGRISETA)	182
BANKING SECTOR EDUCATION AND TRAINING AUTHORITY (BANKSETA)	183
CHEMICAL INDUSTRIES EDUCATION AND TRAINING AUTHORITY (CHIETA)	184
CONSTRUCTION EDUCATION AND TRAINING AUTHORITY (CETA)	184
CULTURE, ARTS, TOURISM, HOSPITALITY AND SPORT SECTOR EDUCATION AND TRAINING AUTHORITY (CATHSSETA)	185
EDUCATION, TRAINING AND DEVELOPMENT PRACTICES SECTOR EDUCATION AND TRAINING AUTHORITY (ETDP SETA)	186
ENERGY AND WATER SECTOR EDUCATION AND TRAINING AUTHORITY (EWSETA)	186
FIBRE PROCESSING AND MANUFACTURING SECTOR EDUCATION AND TRAINING AUTHORITY (FP&M SETA)	187
FINANCE AND ACCOUNTING SERVICES SECTOR EDUCATION AND TRAINING AUTHORITY (FASSET)	188
FOOD AND BEVERAGE MANUFACTURING INDUSTRY SECTOR EDUCATION AND TRAINING AUTHORITY (FOODBEV SETA)	188
HEALTH AND WELFARE SECTOR EDUCATION AND TRAINING AUTHORITY (HWSETA)	189
INSURANCE SECTOR EDUCATION AND TRAINING AUTHORITY (INSETA)	189

TABLE OF BOOKMARKS

LOCAL GOVERNMENT SECTOR EDUCATION AND TRAINING AUTHORITY (LGSETA)	190
MANUFACTURING, ENGINEERING AND RELATED SERVICES SECTOR EDUCATION AND TRAINING AUTHORITY (MERSETA)	191
MEDIA, INFORMATION AND COMMUNICATION TECHNOLOGIES SECTOR EDUCATION AND TRAINING AUTHORITY (MICT SETA)	191
MINING QUALIFICATIONS AUTHORITY (MQA)	192
PUBLIC SERVICE SECTOR EDUCATION AND TRAINING AUTHORITY (PSETA)	193
SAFETY AND SECURITY SECTOR EDUCATION AND TRAINING AUTHORITY (SASSETA)	193
SERVICES SECTOR EDUCATION AND TRAINING AUTHORITY (SSETA)	194
TRANSPORT EDUCATION TRAINING AUTHORITY (TETA)	194
WHOLESALE AND RETAIL SECTOR EDUCATION AND TRAINING AUTHORITY (W&RSETA)	195
UNIVERSITIES	196
UNIVERSITIES OF TECHNOLOGY	196
TVET COLLEGES	197
DEPARTMENT OF SCIENCE, TECHNOLOGY AND INNOVATION (DSI)	198
ACADEMY OF SCIENCE OF SOUTH AFRICA (ASSAF)	199
COUNCIL FOR SCIENTIFIC AND INDUSTRIAL RESEARCH (CSIR)	199
HUMAN SCIENCES RESEARCH COUNCIL (HSRC)	200
NATIONAL ADVISORY COUNCIL ON INNOVATION (NACI)	201
NATIONAL RESEARCH FOUNDATION (NRF)	201
SOUTH AFRICAN COUNCIL FOR NATURAL SCIENTIFIC PROFESSIONS (SACNASP)	202
SOUTH AFRICAN NATIONAL SPACE AGENCY (SANSA)	202
TECHNOLOGY INNOVATION AGENCY (TIA)	203
DEPARTMENT OF SOCIAL DEVELOPMENT (DSD)	204
NATIONAL DEVELOPMENT AGENCY (NDA)	204
SOUTH AFRICAN COUNCIL FOR SOCIAL SERVICE PROFESSIONS (SACSSP)	205
SOUTH AFRICAN SOCIAL SECURITY AGENCY (SASSA)	205
DEPARTMENT OF SPORT, ARTS AND CULTURE (DSAC)	206
BLIND SA	207
BOXING SOUTH AFRICA	207
NATIONAL ARCHIVES AND RECORDS SERVICE OF SOUTH AFRICA (NARSSA)	208
NATIONAL ARTS COUNCIL OF SOUTH AFRICA (NAC)	208
NATIONAL FILM AND VIDEO FOUNDATION (NFVF)	209
NATIONAL HERITAGE COUNCIL OF SOUTH AFRICA (NHC)	210
NATIONAL LIBRARY OF SOUTH AFRICA (NLSA)	210
PERFORMING ARTS CENTRE OF THE FREE STATE (PACOFs)	211
SOUTH AFRICAN HERITAGE RESOURCES AGENCY (SAHRA)	211
SOUTH AFRICAN INSTITUTE FOR DRUG-FREE SPORT (SAIDS)	212
SOUTH AFRICAN LIBRARY FOR THE BLIND (SALB)	213
SOUTH AFRICAN NATIONAL COUNCIL FOR THE BLIND	213
GALLERIES, MUSEUMS AND THEATRES	214

TABLE OF BOOKMARKS

DEPARTMENT OF BASIC EDUCATION (DBE)

CONTACT DETAILS

ADDRESS: 222 Struben Street, Pretoria
TEL: 012 357 3000 / 0800 202 933
WEB: www.education.gov.za
EMAIL: callcentre@dbe.gov.za



basic education

Department:
 Basic Education
 REPUBLIC OF SOUTH AFRICA

OVERVIEW

The vision of the Department of Basic Education (DBE) is of a South Africa in which all people have access to lifelong learning, as well as education and training, which will, in turn, contribute towards improving quality of life and building a peaceful, prosperous and democratic South Africa.

The Department's strategic goals are: effective and efficient governance and management; effective development, monitoring of curriculum implementation and support; improved teacher supply, development and utilisation; effective systems for planning, coordination, information management, assessment and district support; and improved social cohesion in schools and well-being of learners.

OFFICE BEARERS

Minister: Ms Siviwe Gwarube (Minister of Basic Education) (DA)
Deputy Minister: Dr Makgabo Reginah Mhaule (Deputy Minister of Basic Education) (ANC)
Director General: Mr Hubert Mathanzima Mveli
Chief of Staff: Mr Paul Sehlabele
Chief Financial Officer: Mr Patrick Khunou
Deputy Directors General: Ms Simone Geyer (Delivery and Support), Mr Patrick Khunou (Finance and Administration), Dr Barney Mthembu (Curriculum Policy, Support and Monitoring), Mr Paddy Padayachee (Business Intelligence), Dr Granville Whittle (Educational Enrichment Services)
Senior Management: Dr Faith Kumalo (Chief Director: Office of the Director General), Ms Mataole Ramohapi (Director: Office of the Director General)
Communications Officers: Adv Ntini Mashigo (Deputy Information Officer), Mr Elijah Mhlanga (Departmental Spokesperson), Lukhanyo Vangqa (Ministerial Spokesperson)



MINISTER
 MS S GWARUBE



DEPUTY MINISTER
 DR MR MHAULE



DIRECTOR GENERAL
 MR HM MWELI

Secretaries: Ms Nomathemba Maake (Personal Assistant: Director General), Mr Steve Mabua (Private Secretary: Minister), Ms Zubeida Sattar (Private Secretary: Deputy Minister)

FINANCIAL INFORMATION*	2023/24	2022/23	2021/22
AUDIT OUTCOME	Financially Unqualified	Financially Unqualified	Financially Unqualified
APPROPRIATION STATEMENT	R'000	R'000	R'000
Total Final Appropriation	30 116 743	29 770 447	27 277 153
Actual Expenditure	30 009 751	29 455 419	27 189 205
Employee Compensation	583 738	549 929	541 811
Goods and Services	2 336 010	2 082 918	2 148 935
Capital Assets	1 736 287	1 957 082	2 107 125
UIFW EXPENDITURE**	252 134	1 069 437	1 668 608
HUMAN RESOURCES	2023/24	2022/23	2021/22
Posts Approved	882	806	796
Posts Filled	766	733	727

EDUCATION LABOUR RELATIONS COUNCIL (ELRC)

CONTACT DETAILS

ADDRESS: 261 West Avenue, Centurion, Gauteng
TEL: 012 663 7446
WEB: elrc.org.za
EMAIL: enquiries@elrc.org.za



OVERVIEW

The vision of the Education Labour Relations Council (ELRC) is to improve the quality of teaching and learning through labour peace. The ELRC is a bargaining council that serves the public education sector nationally and provincially.

The primary business of the ELRC is to promote the maintenance of labour peace in the public education sector, through the provision of dispute resolution and prevention services. The secondary business of the ELRC is to promote the maintenance of labour peace in the public education sector through the facilitation of negotiations between trade unions and the state as the employer.

The Council's strategic outcome-orientated goals are to: provide an evidence base for improved policies and policy implementation in basic education through research and monitoring, and evaluation activities; attach equal importance to proactive dispute prevention and dispute resolution; maximise the scope of parties' shared interest through collective bargaining processes; provide appropriate support and training for all involved in dispute resolution and collective bargaining; and support and complement the core activities of the Council through sound communication strategies, special initiatives and campaigns.

OFFICE BEARERS

Chairperson: Dr L Bono
Chief Executive Officer: Dr C Foca
Chief Financial Officer: Ms U Ndobeni
Senior Management: Mr S Faker, Dr M Maluleke, Mr G Masondo, Mr S Mnguni, Ms M Mogale, Mr D Ntloana, Mr D Phala, Mr G Rafapa, Mr P Sauer, Mr A Zungu
Communications Officers: Ms Bernice Loxton (Media Manager)

FINANCIAL INFORMATION*	2023/24	2022/23	2021/22
AUDIT OUTCOME	Clean Audit	Clean Audit	Clean Audit
FINANCIAL POSITION	R'000	R'000	R'000
Current Assets	279 080	248 063	213 692
Non-Current Assets	22 779	24 060	23 748
Total Assets	301 859	272 123	237 440
Current Liabilities	10 551	7 725	6 673
Non-Current Liabilities	-	-	-
Total Liabilities	10 551	7 725	6 673
Total Net Assets	291 308	264 398	230 767

Refer to p13 for more information on sources, methodology and definitions.

*Refer to nationalgovernment.co.za for a copy of the full Annual Report. **Total of Unauthorised, Irregular, Fruitless & Wasteful Expenditure.

TABLE OF BOOKMARKS

FINANCIAL INFORMATION*	2023/24	2022/23	2021/22
FINANCIAL PERFORMANCE			
Total Revenue	128 764	116 440	83 952
Exchange Transactions	22 571	15 137	8 439
Non-Exchange Transactions	106 193	101 302	75 512
Total Expenditure	(101 854)	(82 809)	(67 711)
Employee Costs	(51 806)	(46 612)	(41 187)
Surplus/(Deficit) for Year	26 910	33 631	16 241

FINANCIAL INFORMATION*	2023/24	2022/23	2021/22
CASH FLOW			
Operating Activities	10 319	23 624	12 515
Investing Activities	19 814	11 300	6 683
Cash & Equivalents - Year End	276 779	246 646	211 722
UIFW EXPENDITURE**	12	23	71
HUMAN RESOURCES			
Posts Approved	59	60	60
Posts Filled	58	55	55

SOUTH AFRICAN COUNCIL FOR EDUCATORS (SACE)

CONTACT DETAILS

ADDRESS: Block 1, Crossway Office Park, 240 Lenchen Avenue, Centurion
TEL: 012 663 9517
WEB: www.sace.org.za
EMAIL: info@sace.org.za



OVERVIEW

The mission of the South African Council for Educators (SACE) is to register fit to practise educators and lecturers, promote their continuing professional development, and maintain the profession's professional teaching and ethical standards.

OFFICE BEARERS

Chairperson: Mr ML Cele
Deputy Chairperson: Mr GN Ntantala
Council Members: Mr W Bester, Ms G Bowles, Ms N Caluza, Ms LGM Cele, Dr H Deacon, Mr S Dlamini, Mr M Dudula, Prof S Gravett, Mr W Hlaise, Ms VH Hofmeester, Dr J Joshua, Ms S Kwazi, Prof L Le Grange, Mr T Ledimo, Ms AP Loselo, Ms D Maqashalala, Mr E Maseko, Ms B Mbatha, Ms N Mboniswa, Ms EM Mokgalane, M Moloi, Mr M Moloi, Ms LM Motshwane, Ms P Nqumashe, Mr S Setusha, Ms F Solomon, L Swanepoel, Mr RG Themba, Mr SS Tjebane, Ms C Weston
Chief Executive Officer: Ms EM Mokgalane
Chief Financial Officer: Mr M Mapindani
Senior Management: Mr S Hasane (Committee Secretariat), Ms Y Lechaba (Head: Registration and Teacher Professionalisation), Ms T Sophethe (Acting Head: Ethics and Professional Development)
Communications Officers: Ms E Mokgalane (Communications and Publicity), Mr R Nkuna (Communication and Stakeholder Relations Manager and PR)

FINANCIAL INFORMATION*	2023/24	2022/23	2021/22
AUDIT OUTCOME	Financially Unqualified	Financially Unqualified	Clean Audit

FINANCIAL INFORMATION*	2023/24	2022/23	2021/22
FINANCIAL POSITION			
Current Assets	127 472	112 635	108 316
Non-Current Assets	95 010	96 611	97 732
Total Assets	222 482	209 246	206 047
Current Liabilities	31 068	27 152	27 051
Non-Current Liabilities	-	-	-
Total Liabilities	31 068	27 152	27 051
Total Net Assets	191 414	182 094	178 996
FINANCIAL PERFORMANCE			
Total Revenue	129 372	128 407	117 725
Exchange Transactions	22 174	20 867	17 774
Non-Exchange Transactions	107 198	107 720	99 951
Total Expenditure	(120 052)	(125 309)	(115 275)
Employee Costs	(66 801)	(68 292)	(70 141)
Surplus/(Deficit) for Year	9 320	3 098	2 450
CASH FLOW			
Operating Activities	19 667	5 744	21 788
Investing Activities	(2 736)	(3 386)	(21 841)
Cash & Equivalents - Year End	124 933	108 003	105 645
UIFW EXPENDITURE**	436	59	213
HUMAN RESOURCES			
Posts Approved	140	138	170
Posts Filled	111	120	123

UMALUSI - COUNCIL FOR QUALITY ASSURANCE IN GENERAL AND FURTHER EDUCATION AND TRAINING

CONTACT DETAILS

ADDRESS: 37 General Van Ryneveld Street, Persequor Technopark, Pretoria, 0020
TEL: 012 349 1510
WEB: www.umalusi.org.za
EMAIL: info@umalusi.org.za



Council for Quality Assurance in
General and Further Education and Training

OVERVIEW

The Umalusi Council for Quality Assurance in General and Further Education and Training sets and monitors standards for general and further education and training in South Africa in accordance with the National Qualifications Framework Act 67 of 2008, as amended, and the General and Further Education and Training Quality Assurance Act 58 of 2001, as amended. The Council is tasked with the development and management of a sub-framework of qualifications for general and further education and training and for the attendant quality assurance. Umalusi is currently responsible for the certification of the following qualifications: Schools - Senior Certificate amended (SCa) (continues

as a revised qualification for adults) and National Senior Certificate (NSC); TVET Colleges - National Technical Certificate (N3) and National Certificate Vocational (NCV); Adult Learning Centres - General Education and Training Certificate for Adults (GETC).

In order to issue learners with certificates that are credible, Umalusi: develops and evaluates qualifications and curricula to ensure that they are of the expected standard; moderates assessment to ensure that it is fair, valid and reliable; accredits providers of education and training, and assessment; conducts research to ensure educational quality; and verifies the authenticity of certificates.

Refer to p13 for more information on sources, methodology and definitions.

*Refer to nationalgovernment.co.za for a copy of the full Annual Report. **Total of Unauthorised, Irregular, Fruitless & Wasteful Expenditure.

TABLE OF BOOKMARKS

OFFICE BEARERS

Chairperson: Prof Yunus Ballim

Deputy Chairperson: Prof Thabo Msibi

Council Members: Dr K Dos Reis, Ms T Futshane, Dr W Green, Mr D Hindle, Prof L Jita, Mr NT Johnstone, Adv J Merabe, Ms ME Metcalfe, Dr L Mokotjo, Dr RE Moraka, Ms L Moyane, Dr B Mthembu, Dr C Myburgh, Mr V Naidoo, Ms F Solomon, Ms N Starr

Chief Executive Officer: Dr Mafu S Rakometsi

Chief Financial Officer: Mr Hendrik van der Walt

Senior Management: Dr Mary-Antoinette Dliwayo, Mr Thato Khaha, Mr Biki Lepota, Mr Mafeta Mabelebele, Ms Mary Malia, Dr Agnes Mohale, Ms Molly Mokoena, Mr Hezekiel Moloise (Council Secretariat), Mr Kenny Monate, Mr Emmanuel Sibanda (Executive Manager: Qualifications and Research), Dr Eva Sujee (Executive Manager: Quality Assurance and Monitoring), Ms Cindy Thomas

Communications Officers: Mr Biki Lepota (Senior Manager: PR and Communications)

FINANCIAL INFORMATION*	2023/24	2022/23	2021/22
AUDIT OUTCOME	Financially Unqualified	Financially Unqualified	Clean Audit

FINANCIAL INFORMATION*	2023/24	2022/23	2021/22
FINANCIAL POSITION	R'000	R'000	R'000
Current Assets	44 869	52 919	59 245
Non-Current Assets	85 438	71 744	66 912
Total Assets	130 308	124 663	126 158
Current Liabilities	24 031	29 062	20 660
Non-Current Liabilities	5 865	9 549	9 921
Total Liabilities	29 896	38 611	30 581
Total Net Assets	100 412	86 051	95 576
FINANCIAL PERFORMANCE			
Total Revenue	205 640	199 115	186 191
Exchange Transactions	42 695	37 084	27 787
Non-Exchange Transactions	162 945	162 031	157 404
Total Expenditure	(204 831)	(183 678)	(177 624)
Employee Costs	(92 077)	(87 058)	(85 506)
Surplus/(Deficit) for Year	809	15 437	8 567
CASH FLOW			
Operating Activities	(2 661)	27 225	17 246
Investing Activities	(9 174)	(36 589)	(8 553)
Cash & Equivalents - Year End	32 276	44 111	53 475
UIFW EXPENDITURE**	1 594	-	29
HUMAN RESOURCES	2023/24	2022/23	2021/22
Posts Approved	151	138	138
Posts Filled	144	127	129

DEPARTMENT OF EMPLOYMENT AND LABOUR (DEL)

CONTACT DETAILS

ADDRESS: Laboria House, 215 Francis Baard Street, Pretoria

TEL: 012 309 4000

WEB: www.labour.gov.za

EMAIL: dol.customer@labour.gov.za



employment & labour

Department:
Employment and Labour
REPUBLIC OF SOUTH AFRICA

OVERVIEW

The mission of the Department of Employment and Labour is to regulate the South African labour market for a sustainable economy through: appropriate legislation and regulations; inspection, compliance monitoring and enforcement; protection of human rights; provision of employment services; promotion of equity; social and income protection; and social dialogue.

The Department plays a significant role in reducing unemployment, poverty and inequality through a set of policies and programmes developed in consultation with social partners, which are aimed at: improved economic efficiency and productivity; employment creation; sound labour relations; eliminating inequality and discrimination in the workplace; and alleviating poverty in employment.

OFFICE BEARERS

Minister: Ms Nomakhosazana Meth (Minister of Employment and Labour) (ANC)

Deputy Minister: Ms Judith Nemadzinga-Tshabalala (Deputy Minister of Employment and Labour) (ANC), Mr Ntuthuko Mbongiseni Sibiyi (Deputy Minister of Employment and Labour) (ANC)

Director General: Ms Jacky Molisane (Acting)

Chief of Staff: Ms Albertina Barlow

Chief Financial Officer: Mr Bheki Maduna

Chief Operations Officer: Ms Nolukholo Sigaba (Acting)

Deputy Directors General: Ms Bahumi Matebesi (Corporate Services), Ms Aggy Moiloa (Inspection and Enforcement Services), Mr Sam Morotoba (Public Employment Services), Mr Siphon Ndebele (Acting: Labour Policy and Industrial Relations)

Chief Directors: Ms Mandisa Matyila (Human Resource Management), Ms Patiswa Mbongwana (Acting: Provincial Operations), Adv Fikiswa Mncanca-Bede (Statutory and Advocacy Services), Mr Setsomi Molapo (Labour Market Policy), Ms Esther Tloane (Public Employment Services)

Senior Management: Ms Bulelwa Bottoman (Cabinet Secretariat), Ms Farzana Fakir (Acting Commissioner: Compensation Fund), Mr Sabelo Mali (Director: Communications), Mr Teboho Maruping (Commissioner: Unemployment Insurance Fund), Ms Yvonne Mathonsi (Head of Office), Adv Malixole Ntleki (Director: Office of the Director General), Ms Milly Reuters (Occupational Health and Safety)



MINISTER
MS N METH



DEPUTY MINISTER
MS J NEMADZINGA-TSHABALALA



DEPUTY MINISTER
MR NM SIBIYA

Communications Officers: Mr Teboho Thejane (Chief Communication Officer), Zamokuhle Zondi (Parliamentary and Cabinet Support)

Secretaries: Ms Albertina Barlow (Private Secretary: Minister), Minenhle Bhengu (Private Secretary: Deputy Minister Sibiyi), Mr Francios Bosman-Booyzen (PA: Director General), Ms Thuli Magadla (PA: Chief Communications Officer), Ms Mapheho Mbatha (Private Secretary: Chief of Staff)

FINANCIAL INFORMATION*	2023/24	2022/23	2021/22
AUDIT OUTCOME	Financially Unqualified	Financially Unqualified	Financially Unqualified
APPROPRIATION STATEMENT	R'000	R'000	R'000
Total Final Appropriation	4 098 346	4 161 865	3 825 602
Actual Expenditure	4 023 180	3 901 661	3 232 166
Employee Compensation	1 395 350	1 351 555	1 277 749
Goods and Services	706 718	725 182	536 012
Capital Assets	113 683	130 322	75 171
UIFW EXPENDITURE**	172 489	125 346	44 627
HUMAN RESOURCES	2023/24	2022/23	2021/22
Posts Approved	14 143	12 460	9 997
Posts Filled	9 177	9 279	9 041

Refer to p13 for more information on sources, methodology and definitions.

*Refer to nationalgovernment.co.za for a copy of the full Annual Report. **Total of Unauthorised, Irregular, Fruitless & Wasteful Expenditure.

TABLE OF BOOKMARKS

COMMISSION FOR CONCILIATION, MEDIATION AND ARBITRATION (CCMA)

CONTACT DETAILS

ADDRESS: CCMA National Office, 28 Harrison Street, Johannesburg
TEL: 011 377 6650 / 0861 161616
WHATSAPP: 076 236 6698
WEB: www.ccma.org.za
EMAIL: info@ccma.org.za



OVERVIEW

The Commission for Conciliation, Mediation and Arbitration (CCMA) is a statutory body established in terms of Section 112 of the Labour Relations Act 66 of 1995 [as amended] (LRA) and draws its legislative mandate principally from Section 23 of the Constitution of the Republic of South Africa (1996) and the LRA.

The CCMA, as a national public entity in terms of Schedule 3A of the Public Finance Management Act (PFMA), is an independent body that neither belongs nor is affiliated with any political party, trade union or business. The CCMA derives its mandate from the purpose of the LRA, which is to advance economic development, social justice, labour peace and the democratisation of the workplace.

OFFICE BEARERS

Chairperson: Dr Cornelia Carol September
Board Members: Ms Riefdah Ajam, Mr Wiseman Dinwa, Ms Siobhan Leyden, Mr Sifiso Lukhele, Ms Ntsoaki Mamashela, Mr Lucky Mohalaba, Mr Kaizer Moyane, Mr Solly Phetoe, Ms Unathi Ramabulana
Director: Adv Cameron Sello Morajane
Chief Financial Officer: Ms Kedibone Makshaakgomo
Senior Management: Ms Cameel Chetty (Acting Executive: Governance and Strategy), Ms Mandy Coetzee (PSC: Eastern Cape), Mr Elias Hlongwane (PSC: North West), Ms Zanele Hlophe (Chief Audit Executive: Internal Audit), Mr Bongumusa Khumalo (Acting National Senior Commissioner: Dispute Prevention and Resolution), Mr Vusumzi Landu (PSC: Western Cape), Mr Lucky Moloi (PSC: Free State/Northern Cape), Mr Mthembeni Ncanana (Executive: Corporate Services), Mr Mpumelelo Nconco (PSC: Gauteng), Mr Xolani Nduna (PSC: Mpumalanga), Mr Nkosikhona Nkosi (Chief Information Officer), Mr Morwa Mapale Setlago (PSC: Limpopo)
Communications Officers: Mr Kefentse Molotsane, Mr Pikolomzi Qaba, Ms Boitumelo Rakau, Mr Diteboho Simelane

FINANCIAL INFORMATION*	2023/24	2022/23	2021/22
AUDIT OUTCOME	Clean Audit	Clean Audit	Clean Audit
FINANCIAL POSITION	R'000	R'000	R'000
Current Assets	104 973	147 689	148 799
Non-Current Assets	66 271	48 742	49 862
Total Assets	171 244	196 431	198 660
Current Liabilities	69 472	105 695	113 156
Non-Current Liabilities	13 123	7 934	12 196
Total Liabilities	82 595	113 629	125 352
Total Net Assets	88 649	82 802	73 308
FINANCIAL PERFORMANCE			
Total Revenue	1 070 943	1 082 391	1 019 377
Exchange Transactions	25 028	19 584	14 915
Non-Exchange Transactions	1 045 915	1 062 807	1 004 462
Total Expenditure	(1 065 096)	(1 072 891)	(979 111)
Employee Costs	(614 960)	(617 567)	(592 579)
Surplus/(Deficit) for Year	5 847	9 500	40 266
CASH FLOW			
Operating Activities	691	28 229	102 656
Investing Activities	(48 947)	(25 053)	(25 881)
Cash & Equivalents - Year End	95 453	140 692	141 585
UFW EXPENDITURE**	223	81	49
HUMAN RESOURCES	2023/24	2022/23	2021/22
Posts Approved	948	974	974
Posts Filled	885	910	924

COMPENSATION FUND (CF)

CONTACT DETAILS

ADDRESS: Compensation House, 167 Thabo Sehume Street, Delta Heights Building, Pretoria
TEL: 012 319 9163 / 012 306 5843 / 086 010 5350
WEB: www.labour.gov.za
EMAIL: CFcallcentre@labour.gov.za



Compensation Fund
WORKING FOR YOU

OVERVIEW

The mission of the Compensation Fund is to provide efficient, quality, client-centric and accessible Compensation for Occupational Injuries and Diseases (COID) services; sustain financial viability; and be an organisation that takes care of the needs of its staff to ensure effective service delivery.

The Fund's strategic objectives are to provide effective and efficient client-orientated support services; and faster, reliable and accessible COID services by 2020.

OFFICE BEARERS

Commissioner: Ms Farzana Fakir (Acting)
Chief Financial Officer: Mr John-Ross Thando
Chief Operations Officer: Ms Nolukhlo Sigaba (Acting)
Chief Directors: Ms F Fakir (Orthotics and Rehabilitation Services), Mr Linda Kotta (Acting: Financial Management), N Qamata (Corporate Services), Ms M Ruiters (Medical Benefits), Ms Pinkie Sihlangu (Acting: COID Services), Mr J Soupen (COID Services)
Directors: Ms Boitumelo Gumbu (Internal Audit), Ms Rebecca Kgantsi (Supply Chain Management), Ms M Khosa (Executive Support),

Ms K Lebepe (Anti-Corruption and Integrity Management), Mr Madimetja Ledwaba (Organisational Effectiveness), Ms Pindile Makhubu (Human Resource Management), Mr Xola Mnene (Customer Care), Mr Maitse Molotsi (Income), Ms Hlonitshwa Mpaka (Communication and Stakeholder Management), K Nkabinde (Acting: Risk Management), Mr AK Pillay (Office of the Commissioner), Ms M Thongoane (Information and Communication Technology), Mawethu Zigana (Labour Centre Operations)
Senior Management: T Lamati (Accounting Authority), Adv William Mogashoa (Legal Officer), Mr Vishalin Pillay (Acting Business Relations Manager), Ms M Ruiters (Medical Benefits)
Secretary: Ms Paula Ncamani (PA: Commissioner), Ms Victoria Maluleke (PA: Chief Operations Officer)

FINANCIAL INFORMATION*	2023/24	2022/23	2021/22
AUDIT OUTCOME	Disclaimer	Disclaimer	Disclaimer

Refer to p13 for more information on sources, methodology and definitions.

*Refer to nationalgovernment.co.za for a copy of the full Annual Report. **Total of Unauthorised, Irregular, Fruitless & Wasteful Expenditure.

TABLE OF BOOKMARKS

FINANCIAL INFORMATION*	2023/24	2022/23	2021/22
FINANCIAL POSITION	R'000	R'000	R'000
Current Assets	15 544 676	24 406 370	20 671 021
Non-Current Assets	97 159 577	82 392 880	78 914 669
Total Assets	112 704 253	106 799 250	99 585 690
Current Liabilities	7 039 194	6 981 779	8 038 479
Non-Current Liabilities	32 034 880	32 038 470	35 376 867
Total Liabilities	39 074 074	39 020 249	43 415 346
Total Net Assets	73 630 179	67 779 001	56 170 344
FINANCIAL PERFORMANCE			
Total Revenue	22 374 943	19 881 545	17 021 744
Exchange Transactions	8 866 895	7 997 285	6 267 565
Non-Exchange Transactions	13 508 048	11 884 260	10 754 179
Total Expenditure	(13 196 099)	(13 993 350)	(10 322 599)
Employee Costs	(1 456 296)	(1 360 422)	(1 258 710)
Surplus/(Deficit) for Year	5 851 178	11 925 524	6 699 145

FINANCIAL INFORMATION*	2023/24	2022/23	2021/22
CASH FLOW			
Operating Activities	3 935 510	3 100 509	2 393 901
Investing Activities	(4 646 511)	(2 768 194)	(3 627 110)
Cash & Equivalents - Year End	690 984	1 403 666	1 073 546
UIFW EXPENDITURE**	101 172	29 783	12 809
HUMAN RESOURCES	2023/24	2022/23	2021/22
Posts Approved	1 014	n/a	923
Posts Filled	930	n/a	854

NATIONAL ECONOMIC DEVELOPMENT AND LABOUR COUNCIL (NEDLAC)

CONTACT DETAILS

ADDRESS: 14A Jellicoe Avenue, Rosebank, Johannesburg

TEL: 011 328 4200

WEB: nedlac.org.za

EMAIL: info@nedlac.org.za

OVERVIEW

The vision of the National Economic Development and Labour Council (NEDLAC) is to promote growth, equity and participation through social dialogue.

NEDLAC's mission is to give effect to the Nedlac Act by ensuring effective public participation in the labour market and socio-economic policy and legislation, and to facilitate consensus and cooperation between government, labour, business and the community in dealing with South Africa's socio-economic challenges.

The Nedlac Act requires the institution to: strive to promote the goals of economic growth, participation in economic decision-making and social equity; seek to reach consensus and conclude agreements on matters pertaining to social and economic policy; consider all proposed labour legislation relating to labour market policy before it is introduced in Parliament; encourage and promote the formulation of coordinated policy on social and economic matters; consider all significant changes to social and economic policy before it is implemented or introduced in Parliament; and consider socio-economic disputes in terms of Section 77 of the Labour Relations Act.

OFFICE BEARERS

Council Members: Gareth Ackerman (Business), Riefdah Ajam (Labour), Lawrence Bale (Community), Ashley Benjamin (Labour), Chris Campbell (Business), Mabutho Cele (Labour), Cas Coovadia (Business), Baphithizeli Dlodlu (Business), John Dlodlu (Business), Anthony Ehrenreich (Labour), Adele Gilbert (Government), Enoch Godongwana (Minister: Government), Adrian Gore (Business), Ntobeko Melvin Gotyana (Community), Thembinkosi Josopu (Community), Martle Kayter (Labour), Laura Joyce Kganyago (Community), Happy Khambule (Business), Lisa Klein (Business), Bongzi Kunene (Business), Moses Lekota (Labour), Zingiswa Losi (Labour), Oagile Louw (Community), Nontembeko Luzipo (Labour), Mike Mabasa (Business), Hlukani Mabunda (Government), Dean William Macpherson (Minister: Government), Jan Mahlangu (Labour), Modupi Maile (Labour), Lunga Maloyi (Business), Ntsoaki Mamashela (Government), Mosima Maredi (Labour), Madala Masuku (Community), Khulekani Mathe (Business), Zacharia Matsela (Community), Busi Mavuso (Business), Mduduzi Mbongwe (Labour), Nomakhosazana Meth (Minister: Governor), Thandiwe Alina Mfulo (Community), Phumzile Mgcina (Deputy Minister: Government), Mxolisi Mgojo (Business), Michelle Michelle (Business), Mr Thembinkosi Mkalipi (Overall Convenor), Bridget Mohlala (Government), Charlotte Mokoena (Business), Boitumelo Molete (Labour), Narius Moloto (Labour), Kaizer Moyane (Overall Convenor), Mr Skhumbuzo Mpanza (Community), Pat Mphela (Labour),

Laura Mseme (Government), Mr Mzila Mthenjane (Business), Adam Mthombeni (Government), Hlumelo Ncoco (Community), Nhlanhla Ndlovu (Community), Duduzile Ngidi (Community), Stavros Nicolaou (Business), Mbusi Nzimande (Community), Matthew Parks (Labour), Deidre Penfold (Business), Solly Phetoe (Labour), Anton Pillay (Business), Bongikhaya Qama (Community), Tebello Radebe (Community), Unathi Ramabulana (Government), Stephen Rathai (Government), Kgomotso Sedibe (Community), Godfrey Selematsela (Labour), Zelda Setladi (Business), Jomo Sibiya (Deputy Minister: Government), Dr Tolika Sibiya (Community), Parks Tau (Minister: Government), Edward Thobejane (Labour), Thulani Tshifuta (Overall Convenor), Gerald Twala (Overall Convenor), Tanya van Meelis (Labour), Zwelinzima Vavi (Labour), Tumelo Zwane (Community)

Chief Executive Officer: Ms Lisa Seftel (Executive Director)

Chief Financial Officer: Mr Farhaan Shamsodeen

Senior Management: Velile Pangwa (Chairperson: Audit and Risk Committee)

Communications Officers: Ms Nkhensani Mati (Administrator: Office of the Executive Director), Teboho Thejane (Departmental Spokesperson)

FINANCIAL INFORMATION*	2023/24	2022/23	2021/22
AUDIT OUTCOME	Clean Audit	Financially Unqualified	Financially Unqualified
FINANCIAL POSITION	R'000	R'000	R'000
Current Assets	8 346	25 919	29 960
Non-Current Assets	17 125	16 527	16 903
Total Assets	25 471	42 446	46 863
Current Liabilities	6 472	6 067	4 149
Non-Current Liabilities	-	-	-
Total Liabilities	6 472	6 067	4 149
Total Net Assets	18 999	36 379	42 714
FINANCIAL PERFORMANCE			
Total Revenue	100 632	74 804	60 509
Exchange Transactions	2 671	2 877	1 416
Non-Exchange Transactions	100 632	71 926	59 093
Total Expenditure	(120 684)	(80 260)	(55 935)
Employee Costs	(59 130)	(35 597)	(28 588)
Surplus/(Deficit) for Year	(17 380)	(5 456)	4 574
CASH FLOW			
Operating Activities	(14 313)	(4 263)	3 607
Investing Activities	(2 376)	(823)	(26)
Cash & Equivalents - Year End	7 927	24 617	29 709
UIFW EXPENDITURE**	667	230	227
HUMAN RESOURCES	2023/24	2022/23	2021/22
Posts Approved	68	57	40
Posts Filled	60	49	36

Refer to p13 for more information on sources, methodology and definitions.

*Refer to nationalgovernment.co.za for a copy of the full Annual Report. **Total of Unauthorised, Irregular, Fruitless & Wasteful Expenditure.

PRODUCTIVITY SA

CONTACT DETAILS

ADDRESS: International Business Gateway,
Cnr New & Sixth Roads, Midrand
TEL: 011 848 5300
WEB: productivitysa.co.za
EMAIL: info@productivitysa.co.za



OVERVIEW

Productivity SA is established in terms of section 31(1) of the Employment Services Act No 4 of 2014. The Entity's mandate is to promote employment growth and productivity, thereby contributing to South Africa's socio-economic development and competitiveness.

Productivity SA's vision is to lead and inspire a productive and competitive South Africa. Its mission is to improve productivity by diagnosing, advising, implementing, monitoring and evaluating solutions aimed at improving South Africa's sustainable growth, development and employment through increased competitiveness.

OFFICE BEARERS

Chairperson: Ms Bev Jack (Acting)
Board Members: Mr G Dlamini, Mr Welile Noling, Mr G Selematsela, Mr NX Sicwebu
Chief Executive Officer: Ms Amelia Naidoo (Acting CEO and Acting Executive: Competitiveness Improvement Services)
Chief Financial Officer: Ms Okuhle Sidumane
Senior Management: Dr Nandi Dabula (Executive Manager Corporate Relations), Ms Lalane Janse van Rensburg (Executive Manager: Region 1), Mr Philiswa Mnguni (Executive Manager: Region 2), Mr Phila Ngcobo (Acting Executive Manager: Region 3), Mr Justice Tshifularo (Executive Manager: Business Turnaround and Recovery)
Communications Officers: Mr Maupi Monyemangene (Media Manager)

FINANCIAL INFORMATION*	2023/24	2022/23	2021/22
AUDIT OUTCOME	Financially Unqualified	Financially Unqualified	Financially Unqualified
FINANCIAL POSITION	R'000	R'000	R'000
Current Assets	20 825	48 523	47 250
Non-Current Assets	5 624	8 007	7 898
Total Assets	26 449	56 530	55 148
Current Liabilities	22 941	50 191	40 113
Non-Current Liabilities	506	731	-
Total Liabilities	23 447	50 922	40 113
Total Net Assets	3 002	5 608	15 035
FINANCIAL PERFORMANCE			
Total Revenue	118 639	109 514	104 509
Exchange Transactions	6 706	3 296	8 494
Non-Exchange Transactions	111 932	106 218	96 015
Total Expenditure	(121 245)	(120 323)	(100 859)
Employee Costs	(84 445)	(82 755)	(74 911)
Surplus/(Deficit) for Year	(2 606)	(10 810)	3 650
CASH FLOW			
Operating Activities	14 805	(38 304)	11 920
Investing Activities	(160)	(869)	(1 965)
Cash & Equivalents - Year End	18 898	5 461	44 827
UIFW EXPENDITURE**	9 340	16	1 942
HUMAN RESOURCES	2023/24	2022/23	2021/22
Posts Approved	126	107	123
Posts Filled	93	96	97

SOCIAL SERVICES

UNEMPLOYMENT INSURANCE FUND (UIF)

CONTACT DETAILS

ADDRESS: 230 Lillian Ngoyi Street, Absa Towers, Pretoria, 0002
TEL: 012 337 1700/1997 / 0800 030 007
WEB: uifiling.labour.gov.za/uif
EMAIL: webmaster2@labour.gov.za

OVERVIEW

The vision of the Unemployment Insurance Fund (UIF) is to strive to contribute to the alleviation of poverty in South Africa by providing effective short-term unemployment insurance to all workers who qualify for unemployment insurance and other related benefits.

The UIF's strategic outcome-orientated goals are to: improve payment of benefits to UIF beneficiaries; improve collection of revenue from employers; participate in government initiatives to create and sustain decent employment; and provide effective administration of the Fund's operations.

To pursue these goals effectively, five strategic objectives were identified: fund poverty alleviation schemes; improve governance; strengthen the institutional capacity of the Fund; encourage compliance through enhanced service delivery; and improve stakeholder relations.

OFFICE BEARERS

Chairperson: Mr Zola Luswazi
Board Members: Ms Ogalaletseng Gaarekwe, Mr Thembinkosi Josopu, Ms Martle Keyter, Mr Donald Khumalo, Mr Teboho Maruping (UIF Commissioner), Ms Alina Mfulu, Mr Vuyiswa Miya, Dr Hamilton Ntsinde, Ms Brenda Sibeko, Ms Louresse Specht, Mr Edward Thobejane
Chief Executive Officer: Mr Teboho Maruping (UIF Commissioner)
Chief Financial Officer: Ms Fezeka Puzi
Chief Operations Officer: Ms Judith Kumbi
Chief Directors: Mr Tshepiso Maphatane (Risk Management), Ms Mpumi Mnconywa (Labour Activation Programmes), Adv Mzie Yawa (Corporate Services)

Directors: Ms Hlalisa Aderibigbe (Budget, Expenditure and Bank Reconciliation), Ms Lezanne Briedenham (Reporting), Mr Makhosonke Buthelezi (Communication and Marketing), Ms Pumla Duma (Labour Activation Programmes), Ms Ziyanda Fololo (Income), Ms Christine Fourie (Treasury Investment and Actuarial Service), Mr Malesela Makgomatho (Compliance), Mr Andries Mathabela (Organisational Effectiveness), Mr Lucky Mkhonto (Legal Services), Mr Theresho Mokgahla (Policy Development, Strategic Planning, Monitoring and Evaluation), Mr Xola Monakali (Information Communication Technology), Ms Sekulungile Mzola (Internal Audit), Ms Samantha Naicker (Operations), Mr Maeleletse Nape (Labour Activation Programme), Ms Maria Ramoshaba (Supply Chain Management), Mr Allan Regavallo (Provincial Support), Ms Petro Roux (Human Resources Management), Ms Lebo van Wyk (Board Services and Security Management), Ms Sindisiwe Zungu (Labour Activation Programme)
Communications Officers: Ms Amelia Lodi (Deputy Director: Marketing and Branding), Mr Lungelo Mkhamba (Deputy Director: Communications)

FINANCIAL INFORMATION*	2023/24	2022/23	2021/22
AUDIT OUTCOME	Audit not Finalised	Qualified	Qualified
FINANCIAL POSITION	R'000	R'000	R'000
Current Assets	n/a	57 320 831	58 008 102
Non-Current Assets	n/a	78 647 908	67 186 741
Total Assets	n/a	135 968 739	125 194 843
Current Liabilities	n/a	21 710 883	20 585 765
Non-Current Liabilities	n/a	18 047	18 718
Total Liabilities	n/a	21 728 930	20 604 483
Total Net Assets	n/a	114 239 809	104 590 360

Refer to p13 for more information on sources, methodology and definitions.

*Refer to nationalgovernment.co.za for a copy of the full Annual Report. **Total of Unauthorised, Irregular, Fruitless & Wasteful Expenditure.

TABLE OF BOOKMARKS

FINANCIAL INFORMATION*	2023/24	2022/23	2021/22
FINANCIAL PERFORMANCE			
Total Revenue	n/a	34 696 547	30 713 385
Exchange Transactions	n/a	10 880 174	8 094 575
Non-Exchange Transactions	n/a	23 816 373	22 618 810
Total Expenditure	n/a	(25 047 098)	(21 286 896)
Employee Costs	n/a	(1 604 833)	(1 515 610)
Surplus/(Deficit) for Year	n/a	9 649 449	9 426 489

FINANCIAL INFORMATION*	2023/24	2022/23	2021/22
CASH FLOW			
Operating Activities	n/a	5 406 085	(4 737 353)
Investing Activities	n/a	(11 371 076)	(9 484 534)
Cash & Equivalents - Year End	n/a	2 563 666	8 888 653
UIFW EXPENDITURE**	21 845	56 174	154 184
HUMAN RESOURCES			
Posts Approved		602	602
Posts Filled		573	543

DEPARTMENT OF HEALTH (DOH)

CONTACT DETAILS

ADDRESS: 1112 Voortrekker Road, Pretoria Townlands 351-JR, Pretoria, 0187
TEL: 012 395 9150
WHATSAPP: 060 012 3456
WEB: www.health.gov.za
EMAIL: dg@health.gov.za



health

Department:
Health
REPUBLIC OF SOUTH AFRICA

OVERVIEW

The mission of the Department of Health is to improve health status through the prevention of illness, disease and the promotion of healthy lifestyles, and to consistently improve the health care delivery system by focusing on access, equity, efficiency, quality and sustainability.

The National Development Plan (NDP) sets out nine long-term health goals for South Africa. Five of these goals relate to improving the health and well-being of the population, and the other four deal with aspects of health systems strengthening. By 2030, South Africa should have: raised the life expectancy of South Africans to at least 70 years; progressively improved TB prevention and cure; reduced maternal, infant and child mortality; significantly reduced the prevalence of non-communicable diseases; reduced injury, accidents and violence by 50% from 2010 levels; complete health system reforms; primary health care teams to provide care to families and communities; universal health care coverage; filled posts with skilled, committed and competent individuals.

OFFICE BEARERS

Minister: Dr Pakishe Aaron Motsoaledi (Minister of Health) (ANC)
Deputy Minister: Dr Mathume Joseph Phaahla (Deputy Minister of Health) (ANC)
Director General: Dr Sandile Buthelezi
Chief of Staff: Mr Modupi Maisela Mdluli
Chief Financial Officer: Mr Mamogale Phaswa
Deputy Directors General: Prof Nicholas Crisp (National Health Insurance), Ms Jeanette Hunter (Primary Health Care), Dr Percey Mahlali (Hospitals Tertiary Health Services and Human Resources Development), Mr Ramphele Morewane (Acting: HIV/AIDS, TB and Maternal and Child Health), Mr Mamogale Phaswa (Acting Head: Corporate Services), Dr Anban Pillay (Health Regulation and Compliance)
Senior Management: Mr Manage Makunyane (Head: Office of the Deputy Minister), Dr Kanyisa Nkuna (Head: Office of the Director General)
Communications Officers: Mr Sello Lediga (Media Liaison Officer: Health Minister), Mr Foster Mohale (Spokesperson: Department of Health)



MINISTER
DR PA MOTSOALEDI



DEPUTY MINISTER
DR MJ PHAAHLA



DIRECTOR GENERAL
DR S BUTHELEZI

Secretaries: Ms Jaqueline Gininda (Personal Assistant: Director General), Ms Brenda Ledwaba (Personal Assistant: Deputy Minister), Ms Mahlatshe Sethosa (Personal Assistant: Minister)

FINANCIAL INFORMATION*	2023/24	2022/23	2021/22
AUDIT OUTCOME	Financially Unqualified	Financially Unqualified	Qualified
APPROPRIATION STATEMENT	R'000	R'000	R'000
Total Final Appropriation	60 378 009	66 664 997	67 884 376
Actual Expenditure	59 850 427	63 725 543	66 133 786
Employee Compensation	614 911	760 962	848 238
Goods and Services	1 589 984	2 840 619	9 535 885
Capital Assets	1 354 603	958 842	660 304
UIFW EXPENDITURE**	4	45	61 413
HUMAN RESOURCES			
Posts Approved	1 122	1 435	1 696
Posts Filled	817	1 133	1 337

COUNCIL FOR MEDICAL SCHEMES (CMS)

CONTACT DETAILS

ADDRESS: Block A, Eco Glades 2 Office Park, 420 Witch-Hazel Avenue, Eco Park, Centurion, 0157
TEL: 086 112 3267 / 012 431 0500
WEB: www.medicalschemes.co.za
EMAIL: information@medicalschemes.com



OVERVIEW

The Council for Medical Schemes (CMS) regulates the medical schemes industry governed by the Medical Schemes Act 131 of 1998. A state entity reporting to the Minister of Health, CMS' mandate is to protect

the interests of the beneficiaries at all times as well as control and coordinate the functioning of medical schemes in a manner that is complementary with national health policy.

Refer to p13 for more information on sources, methodology and definitions.

*Refer to nationalgovernment.co.za for a copy of the full Annual Report. **Total of Unauthorised, Irregular, Fruitless & Wasteful Expenditure.

TABLE OF BOOKMARKS

The CMS makes recommendations to the Minister on criteria for the measurement of quality and outcomes of the relevant health services provided for by the medical schemes, and such other services as the Council may from time to time determine. The Council investigates complaints and settles disputes in relation to the affairs of medical schemes as provided for in this Act, as well as collects and disseminates information about private healthcare. The CMS makes rules, not inconsistent with the provisions of this Act, for the purpose of the performance of its functions and exercise of its powers. The Council advises the Minister on any matter concerning medical schemes and performs any other functions conferred on the Council by the Minister or by this Act.

OFFICE BEARERS

Chairperson: Dr Thandi Mabeba

Deputy Chairperson: Dr Honours Mukhari

Council Members: Ms Penelope Anne Beck, Dr Karmani Chetty, Mr AbdulQadir Chogle, Mr Tjaart Esterhuysen, Mr Siyabonga Jikwana, Dr Nombeko Mbava, Mr Mabalane Mfundisi, Dr Sugen Naidoo, Mr Xolani Ngobese, Mr Moremi Nkosi, Ms Matshego Ramagaga

Appeal Board: Judge Pres Thokozile Masipa (Chairperson), Dr Loyiso Mpuntsha, Dr Dimakatso Ramagole

Chief Executive Officer: Dr Musa Gumede (Chief Executive and Registrar)

Chief Financial Officer: Ms Andisa Zinja

Chief Information Officer: Dr Denisha Jairam-Owthar (Chief Information Officer: ICT and Information Management)

Senior Management: Mr Zongezile Baloyi (Executive: Corporate Services), Ms Hannelie Cornelius (Senior Manager: Accreditation), Mr Mondi Govuzela (Senior Manager: Benefits Management), Mr John Letsoalo (Senior Manager: Legal Services), Mr Gcinikhaya Makhohlwane (Senior Manager: Internal Finance), Ms Florence Maphanga (Manager: Broker Accreditation), Ms Mumsy Mashilo (Senior Manager: Complaints Adjudication), Mr Mfana Maswanganyi (Executive: Regulation), Ms Nokhanyiso Mini (Manager: Customer Care), Ms Mmatsie Mphshane (Manager: Education and Training), Mr Khayaletu Mvulo (Council

Secretariat), Dr Toko Potelwa (Executive: Member Protection), Ms Julindi Scheepers (Senior Manager: Financial Supervision), Ms Agnes Sethogoa (Senior Manager: Human Resources Management), Mr Michael Willie (Executive: Policy, Research and Monitoring)

Communications Officers: Mr Stephen Monamodi (Senior Manager: Communications, Marketing and Stakeholder Relations)

FINANCIAL INFORMATION*	2023/24	2022/23	2021/22
AUDIT OUTCOME	Financially Unqualified	Financially Unqualified	Financially Unqualified
FINANCIAL POSITION	R'000	R'000	R'000
Current Assets	66 567	58 343	22 313
Non-Current Assets	13 356	13 951	14 923
Total Assets	79 923	72 294	37 236
Current Liabilities	38 747	34 707	29 581
Non-Current Liabilities	9 019	6 772	5 399
Total Liabilities	47 766	41 479	34 980
Total Net Assets	32 157	30 815	2 256
FINANCIAL PERFORMANCE			
Total Revenue	216 030	201 102	188 754
Exchange Transactions	209 166	194 597	182 526
Non-Exchange Transactions	6 864	6 505	6 228
Total Expenditure	(214 688)	(172 543)	(164 617)
Employee Costs	(145 640)	(120 483)	(110 144)
Surplus/(Deficit) for Year	1 342	28 559	24 137
CASH FLOW			
Operating Activities	9 668	35 065	14 547
Investing Activities	(1 969)	(1 458)	(1 602)
Cash & Equivalents - Year End	59 123	51 708	18 101
UIFW EXPENDITURE**	893	1 475	6 675
HUMAN RESOURCES	2023/24	2022/23	2021/22
Posts Approved	142	143	142
Posts Filled	125	123	116

HEALTH PROFESSIONS COUNCIL OF SOUTH AFRICA (HPCSA)

CONTACT DETAILS

ADDRESS: 553 Madiba Street, Arcadia, Pretoria

TEL: 012 338 9300

WEB: www.hpcsa.co.za

OVERVIEW

The Health Professions Council of South Africa (HPCSA), together with the 12 professional boards under its ambit, is established to provide for control over the education, training and registration for practicing of health professions registered under the Health Professions Act 56 of 1974, as amended. In order to protect the public and guide the professions, the Council ensures practitioners uphold and maintain professional and ethical standards within the health professions.

OFFICE BEARERS

President: Dr Desmond Mathye

Vice President: Dr Simpiwe Sobuwa

Council Members: Dr Justin Oswin August, Dr Ahmed Bham, Ms Elizabeth Burger, Mr Bheki I Dladla, Mr Sidney Dwyili, Prof Penelope Engel-Hills, Prof Lionel Green-Thompson, Dr Sethole R Legoabe, Ms Ntombizine V Madyibi, Ms Tintswalo B Mahlaola, Dr Louisa Makwakwa, Lt Gen Ntshavheni Maphaha, Rev Thabiso L Mashiloane, Mr Sizwe Mathebula, Prof Nathaniel Mofolo, Ms Mmanape M Mothapo, Dr Tufayl A Muslim, Ms Yurisa Naidoo, Mr Thapelo J Nambo, Prof N Ngoloyi-Mekwa, Prof Fikile Nomvete, Mr Naheem Raheman, Adv Motlatjo Josephine Ralefatane, Prof Lebogang Ramma, Prof Joseph Letlakane Arthur Rantloane, Dr Morokolo Silas Sathekge, Mr Joseph Shikwambane, Ms Lenore P Spies, Dr Aquina Thulare, Ms Akhona Vuma

Chief Executive Officer: Dr Magome Masike

Registrar: Dr Magoma Masike

Chief Financial Officer: Mrs M de Graaff (Finance and Supply Chain)

Chief Operations Officer: Mr Moses Mtimunye (Head of Division: Strategy and EPMO)

Senior Management: Ms Olivia Mabotja (Head of Division: Education and Training), Ms Busisiwe Makhobotloane (Head of Division: Human

Resources and Labour Relations), Mr Lerole David Mametja (Head of Division: Core Operations), Mr Mpho Mbodi (Head of Division: Professional Practice), Mrs Doreen Museumwa (Head of Division: Registrations), Ms Priscilla Mvana (Head of Division: Internal Audit, Risk and Compliance Management), Ms Prenitha Padayachee, Ms Priscilla Sekhonyana (Acting Head of Division: Corporate Affairs), Adv Ntsikelelo Sipeka (Acting Head of Department: Legal and Regulatory Affairs)

Communications Officers: Ms Priscilla Sekhonyana (Manager: Communications)

FINANCIAL INFORMATION*	2023/24	2022/23	2021/22
AUDIT OUTCOME	Clean Audit	Clean Audit	Clean Audit
FINANCIAL POSITION	R'000	R'000	R'000
Current Assets	507 982	441 432	338 226
Non-Current Assets	45 248	48 011	43 854
Total Assets	553 231	489 443	382 080
Current Liabilities	338 942	322 111	268 678
Non-Current Liabilities	20	-	-
Total Liabilities	338 961	322 111	268 678
Total Net Assets	214 269	167 333	113 402
FINANCIAL PERFORMANCE			
Total Revenue	415 924	387 569	351 434
Total Expenditure	(369 223)	(333 409)	(311 046)
Employee Costs	(230 074)	(210 098)	(192 708)
Surplus/(Deficit) for Year	46 701	54 160	40 388

Refer to p13 for more information on sources, methodology and definitions.

*Refer to nationalgovernment.co.za for a copy of the full Annual Report. **Total of Unauthorised, Irregular, Fruitless & Wasteful Expenditure.

TABLE OF BOOKMARKS

FINANCIAL INFORMATION*	2023/24	2022/23	2021/22
CASH FLOW			
Operating Activities	63 432	99 385	144 481
Investing Activities	(2 966)	(9 955)	(4 264)
Cash & Equivalents - Year End	472 774	412 525	323 405
UIFW EXPENDITURE**	-	406	45

HUMAN RESOURCES	2023/24	2022/23	2021/22
Posts Approved	305	305	305
Posts Filled	253	256	256

NATIONAL HEALTH LABORATORY SERVICE (NHLS)

CONTACT DETAILS

ADDRESS: 1 Modderfontein Road, Sandringham, Johannesburg

TEL: 011 386 6000

WEB: www.nhls.ac.za

EMAIL: enquiries@nhls.ac.za

OVERVIEW

The National Health Laboratory Service (NHLS) is a national public entity established by the National Health Laboratory Service Act 37 of 2000, to provide quality, affordable and sustainable health laboratory services, training and research. It is governed by a Board and is responsible for ensuring that diagnostic pathology services are provided to more than 80% of the South African population through its countrywide network of quality-assured diagnostic laboratories.

The NHLS was formed in 2001 by the merger of the former South African Institute for Medical Research (SAIMR), the National Institute for Virology (NIV), and the National Centre for Occupational Health. It is governed by the National Health Laboratory Service Act, the NHLS Rules, and the Public Finance Management Act (PFMA) 1 of 1999 (as amended).

The NHLS assists with communicable diseases, occupational health, and cancer surveillance in addition to providing diagnostic pathology services. It has specialised institutes such as the National Institute for Communicable Diseases (NICD), which includes the National Cancer Registry (NCR), National Institute for Occupational Health (NIOH), Forensic Chemistry Laboratories (FCL) and South African Vaccine Producers Association (SAVP).

The NHLS employs over 8 000 people and has laboratories in all nine provinces of South Africa. It is critical to the South African healthcare system, because it is the sole provider of diagnostic pathology services to a large portion of the population.

OFFICE BEARERS

Chairperson: Prof Jeffrey Mphahlele

Deputy Chairperson: Prof Keith Craig Househam

Board Members: Dr Lesley Bamford, Mr Nick Buick, Dr Palesa Dibakoane-Njana, Mr Sebastian Gelderbloem, Prof Mpho Kgomo, Ms Nyameka Macanda, Adv Matefo Majodina, Mr Jonathan Mallet, Ms Penelope Msimango, Mr Koena Nkoko, Dr Mahlane Phalane, Prof Tivani Phosa Mashamba-Thompson, Dr Naledzani Ramalivhana, Mr Michael Sachs, Dr Rendani Tshitangano

Chief Executive Officer: Prof Koleka Mlisana

Chief Financial Officer: Ms Pumeza Mayekiso

Chief Operations Officer: Dr Clothilde Oliphant (Strategic Initiatives)



Senior Management: Ms Tebogo Kekana (Company Secretary), Prof Spooponki Kgalamono (Director: National Institute for Occupational Health), Prof Pieter Meyer (Executive Manager: Laboratory Services), Ms Makgopelo Mkhwanazi (Executive Manager: HR), Prof Adrian Puren (Director: National Institute for Communicable Diseases), Dr Sylvia Sathekge (Executive Manager: Information Technology [CIO]), Prof Elise Schapkaitz (Executive Manager: Academic Affairs, Research and Quality Assurance)

Communications Officers: Mr Mzimasi Gcukumana (Senior Manager: Communications)

FINANCIAL INFORMATION*	2023/24	2022/23	2021/22
AUDIT OUTCOME	Qualified	Financially Unqualified	Financially Unqualified
FINANCIAL POSITION	R'000	R'000	R'000
Current Assets	10 272 362	9 057 267	6 300 361
Non-Current Assets	1 551 598	1 459 978	1 486 283
Total Assets	11 823 960	10 517 245	7 786 644
Current Liabilities	1 718 480	1 921 929	2 226 884
Non-Current Liabilities	913 137	836 800	981 571
Total Liabilities	2 631 617	2 758 729	3 208 455
Total Net Assets	9 192 343	7 758 516	4 578 189
FINANCIAL PERFORMANCE			
Total Revenue	13 113 580	12 739 411	12 851 339
Exchange Transactions	12 223 687	11 680 636	13 491 396
Non-Exchange Transactions	889 893	1 058 775	(640 057)
Total Expenditure	(11 607 040)	(9 559 145)	(12 773 980)
Employee Costs	(5 160 788)	(4 559 265)	(4 783 603)
Surplus/(Deficit) for Year	1 506 540	3 180 266	77 359
CASH FLOW			
Operating Activities	888 646	1 747 113	875 061
Investing Activities	(316 753)	(91 053)	(319 065)
Cash & Equivalents - Year End	5 711 261	5 139 368	3 483 308
UIFW EXPENDITURE**	518 528	705 125	1 291 827
HUMAN RESOURCES			
Posts Approved	9 293	9 297	9 297
Posts Filled	8 181	8 193	8 387

OFFICE OF HEALTH STANDARDS COMPLIANCE (OHSC)

CONTACT DETAILS

ADDRESS: 79 Steve Biko Road, Prinsshof, Pretoria

TEL: 012 942 7700

WEB: ohsc.org.za

OVERVIEW

The vision of the Office of Health Standards Compliance (OHSC) is assuring safe and quality healthcare for all. Its mission is to monitor and enforce healthcare safety and quality standards in health establishments independently, impartially, fairly, and fearlessly on behalf of healthcare users.



OFFICE BEARERS

Chairperson: Dr Molefe Kenoshi

Deputy Chairperson: Dr Reno Morar

Board Members: Prof Mohambry Nadesan (Morgan) Chetty, Prof Usuf Chikte, Prof Lilian Dudley, Dr Guinevere Lourens, Mr Rajesh Mahabeer, Ms Sizeni Mchunu, Ms Ritta Msibi, Adv Dr Maria Peenze, Ms Palesa Santho, Mr Anele Yawa

Refer to p13 for more information on sources, methodology and definitions.

*Refer to nationalgovernment.co.za for a copy of the full Annual Report. **Total of Unauthorised, Irregular, Fruitless & Wasteful Expenditure.

TABLE OF BOOKMARKS

Chief Executive Officer: Dr Siphwe Mndaweni
Chief Financial Officer: Mr Julius Mapatha
Chief Operations Officer: Dr Mathabo Mathebula
Directors: Dr Donna Jacobs (Executive Manager: Complaints Management), Ms Winnifred (Winnie) Moleko (Executive Manager: Health Standards Design and Analysis and Support), Mr Tsokodi Ntsoane (Executive Manager: Corporate Services)
Communications Officers: Mr Ricardo Mahlakanya (Director: Communication and Stakeholder Relations), Mr Medupe Simasiku (Deputy Director: Corporate Communication)

FINANCIAL INFORMATION*	2023/24	2022/23	2021/22
AUDIT OUTCOME	Clean Audit	Clean Audit	Clean Audit
FINANCIAL POSITION	R'000	R'000	R'000
Current Assets	24 595	49 218	65 992
Non-Current Assets	12 248	10 784	12 153
Total Assets	36 843	60 002	78 145
Current Liabilities	12 622	19 599	12 376
Non-Current Liabilities	-	-	-
Total Liabilities	12 622	19 599	12 376
Total Net Assets	24 221	40 404	65 769

FINANCIAL INFORMATION*	2023/24	2022/23	2021/22
FINANCIAL PERFORMANCE			
Total Revenue	164 450	160 848	160 074
Exchange Transactions	2 902	3 337	2 034
Non-Exchange Transactions	161 547	157 510	158 040
Total Expenditure	(183 892)	(187 213)	(149 030)
Employee Costs	(123 732)	(126 116)	(100 255)
Surplus/(Deficit) for Year	(19 443)	(26 365)	11 045
CASH FLOW			
Operating Activities	(17 833)	(14 367)	17 014
Investing Activities	(4 774)	(4 511)	(3 502)
Cash & Equivalents - Year End	23 043	45 650	64 528
UIFW EXPENDITURE**	-	76	-
HUMAN RESOURCES			
Posts Approved	132	129	127
Posts Filled	126	123	123

SOUTH AFRICAN HEALTH PRODUCTS REGULATORY AUTHORITY (SAHPRA)

CONTACT DETAILS

ADDRESS: Building A Loftus Park, 402 Kirkness Street, Arcadia, Pretoria
TEL: 012 501 0300
WEB: www.sahpra.org.za
EMAIL: enquiries@sahpra.org.za



OVERVIEW

The South African Health Products Regulatory Authority (SAHPRA) is tasked with regulating (monitoring, evaluating, investigating, inspecting, and registering) all health products. This includes clinical trials, complementary medicines, medical devices and in vitro diagnostics (IVDs). Furthermore, SAHPRA has the added responsibility of overseeing radiation control in South Africa. SAHPRA's mandate is outlined in the Medicines and Related Substances Act 101 of 1965, as amended, as well as the Hazardous Substances Act 15 of 1973.

SAHPRA has three pillars to ensure that medicines, medical devices and IVDs meet the requisite standards to protect the health and well-being of South Africans: safety, efficacy, and quality. It is these three pillars that define the ethos of SAHPRA.

OFFICE BEARERS

Chairperson: Prof Helen Rees
Deputy Chairperson: Dr Obakeng Khaole
Board Members: Adv Hasina Cassim, Prof Yahya Choonara, Prof Patrick Hulisani Demana, Mr Faizal Docrat, Dr Alfred Kgasi, Ms Ditaba Lucy Maraka, Mr Itani Elias Mashau, Prof Hannelie Meyer, Ms Lerato Harriette Mothae, Dr Xolani Khayelihle Ngobese, Ms Mandisa Skhosana, Prof Joyce Tsoka-Gwegweni
Chief Executive Officer: Dr Boitumelo Semete-Makokotlela
Chief Financial Officer: Mr Regardt Gouws
Chief Operations Officer: Ms Christelna Reynecke
Executive Committee: Ms Tammy Gopal (Chief Regulatory Officer), Adv Mpho Mphelo (Board Secretary)
Senior Management: Dr Dimakatso Theresa Mathibe (Senior Manager: Medical Devices and Radiation Control), Ms Simphiwe Matsabe (Financial Manager), Ms Mukona Mphidi (Office Manager: Office of the CEO), Ms Silverani Padayachee (Senior Manager: Pharmaceutical Evaluation Management), Mr Deon Poovan (Senior Manager: Inspectorate and Regulatory Compliance), Mr Tohlang Sehloho (Senior Manager: Clinical Evaluation Management), Ms Pratibha Sobrun (Senior Manager: Health Products Authorisation)
Communications Officers: Mr Madimetja Mashishi (Manager: Communication and PR), Ms Nthabi Moloi

FINANCIAL INFORMATION*	2023/24	2022/23	2021/22
AUDIT OUTCOME	Clean Audit	Financially Unqualified	Financially Unqualified
FINANCIAL POSITION	R'000	R'000	R'000
Current Assets	398 521	344 746	264 706
Non-Current Assets	36 783	31 240	29 438
Total Assets	435 304	375 986	294 144
Current Liabilities	342 935	396 439	238 443
Non-Current Liabilities	9 968	8 559	8 237
Total Liabilities	352 903	304 998	246 680
Total Net Assets	82 401	70 988	47 465
FINANCIAL PERFORMANCE			
Total Revenue	435 341	396 175	368 801
Exchange Transactions	261 321	228 702	192 953
Non-Exchange Transactions	174 019	167 473	175 848
Total Expenditure	(423 928)	(372 652)	(346 743)
Employee Costs	(248 077)	(223 421)	191 334
Surplus/(Deficit) for Year	11 413	23 523	22 058
CASH FLOW			
Operating Activities	53 925	92 619	97 768
Investing Activities	(11 912)	(7 388)	(4 159)
Cash & Equivalents - Year End	371 617	329 604	244 373
UIFW EXPENDITURE**	-	342	3 042
HUMAN RESOURCES			
Posts Approved	430	362	284
Posts Filled	309	340	274

Refer to p13 for more information on sources, methodology and definitions.

*Refer to nationalgovernment.co.za for a copy of the full Annual Report. **Total of Unauthorised, Irregular, Fruitless & Wasteful Expenditure.

SOUTH AFRICAN MEDICAL RESEARCH COUNCIL (SAMRC)

CONTACT DETAILS

ADDRESS: Francie van Zijl Drive, Parow Valley, Cape Town
TEL: 021 938 0911
WEB: www.samrc.ac.za
EMAIL: info@mrc.ac.za



OVERVIEW

The South African Medical Research Council (SAMRC) was established in 1969 to conduct and fund health research, health innovation, development and research translation. The SAMRC focuses on the top ten causes of mortality, co-morbidities, disability and associated risk factors. The scope of research includes laboratory investigations, clinical research and public health studies.

As a responsive health organisation, the SAMRC's research seeks to address South Africa's quadruple burden of disease: maternal-, newborn- and child health, HIV/AIDS and TB, non-communicable diseases and interpersonal violence. The SAMRC generates knowledge through world-class research to inform policy and practice, to improve the quality of life for South Africans.

The SAMRC is the largest local funder of health research, medical diagnostics, medical devices and therapeutics. To build human capacity in healthcare and ensure the sustainability of health research, the Council has defined research capacity programmes, providing scholarships to master's, PhD and postdoctoral scholars in medical and health sciences. As a custodian of research for health, the SAMRC is building a healthy nation through research and innovation.

OFFICE BEARERS

Chairperson: Prof Johnny Mahlangu

Deputy Chairperson: Prof Bonginkosi Chiliza

Board Members: Prof Bruce Biccand, Prof Ronelle Carolissen, Ms Doris Dondur, Adv Dorothy Khosa, Dr Mziwandile Madikizela, Dr Zinhle Makatini, Prof Lufuno Mathivha, Prof Thandisizwe Mavundla, Prof Emmanuel Mukwevho, Prof Tracey Naledi, Prof Ntobeko Ntusi (President and CEO), Prof Tahir Pillay, Prof Eunice Seekoe, Prof Timothy Tucker

Chief Executive Officer: Prof Ntobeko Ntusi (President and CEO)

Chief Financial Officer: Mr Sivuyile Ngqongwa

Senior Management: Ms Ntoza Bam (Executive Director: Human Resources), Mr Nizar Davids (Board Secretariat), Prof Angela Mathee (Executive Director: Transformation), Dr Mongezi Mdhului (Chief Research Operations Officer), Dr Michelle Mulder (Executive Director: Grants, Innovation and Product Development), Mr Mzimhle Popo (Legal Counsel), Prof Liesl Zühlke (Vice President: Extramural Research and Internal Portfolio)

Communications Officers: Ms Natasha Crouch (Business Liaison), Ms Yolanda Phakela (Public Relations Manager), Dr Ebrahim Samodien (Science Writer and Editor), Mr Tendani Tsedu (Head: Corporate and Marketing Communications)

FINANCIAL INFORMATION*	2023/24	2022/23	2021/22
AUDIT OUTCOME	Clean Audit	Clean Audit	Clean Audit
FINANCIAL POSITION	R'000	R'000	R'000
Current Assets	669 717	874 256	786 822
Non-Current Assets	339 594	297 581	274 852
Total Assets	1 009 311	1 171 837	1 061 674
Current Liabilities	585 294	727 197	624 004
Non-Current Liabilities	11 068	10 325	10 900
Total Liabilities	596 362	737 522	634 904
Total Net Assets	412 949	434 315	426 770
FINANCIAL PERFORMANCE			
Total Revenue	1 430 911	1 341 213	1 312 424
Exchange Transactions	636 084	537 078	362 570
Non-Exchange Transactions	794 827	804 135	949 854
Total Expenditure	(1 452 278)	(1 333 668)	(1 306 403)
Employee Costs	(551 949)	(484 065)	(436 775)
Surplus/(Deficit) for Year	(21 367)	7 545	6 021
CASH FLOW			
Operating Activities	(142 334)	75 981	146 813
Investing Activities	(53 731)	(54 674)	(52 715)
Cash & Equivalents - Year End	522 083	719 684	695 597
UIFW EXPENDITURE**	2	4	20
HUMAN RESOURCES		2022/23	2021/22
Posts Approved		744	710
Posts Filled		718	681

SOUTH AFRICAN NURSING COUNCIL (SANC)

CONTACT DETAILS

ADDRESS: Cecilia Makiwane Building, 602 Pretorius Street, Arcadia, Pretoria, 0083
TEL: 012 343 5400
WEB: www.sanc.co.za
EMAIL: customerservice@sanc.co.za



OFFICE BEARERS

Chairperson: Dr Matlou Cecilia Molepo

Deputy Chairperson: Prof Deliwe Phetlhu

Council Members: Prof Portia Janine Jordan, Ms Trudy Abigail Kaseke, Dr Elizabeth Kaye-Petersen, Ms Florence Lerato Kgatla, Ms Patience Zamandabezitha Khumalo, Ms Lillian Carrol Brenda Nthabiseng Lioma, Ms Jacqueline Ann Maimin, Ms Mmadijepetsane Mary Makgothoe, Ms Refilwe Emah Malatji, Dr Mirriam Matandela, Mr Bhekithemba Mgwenya, Mr Sifiso Vincent Mkhathswa, Mr Tebogo Raguel Moeketsi, Dr Sindisiwe Zamandosi Mthembu, Ms Sinenhlanhla Thuleleni Mthembu, Ms Mavis Mboniseni Mutepe, Mr Lehlohonolo Lucky Rabotapi, Ms Masebina Cecilia Ramokotjo, Mr Russell Rensburg, Mr Sifiso Shandu, Mr Mbulelo Tshofela, Ms Nontuthezelu Glynda Zulu-Siwela, Prof Sibusiso Memory Zuma

Registrar: Prof Ntombifikile G Mtshali (Chief Executive Officer)

Deputy Registrar: Ms Suyekiye J Nxumalo

Chief Financial Officer: Mr Tumelo Mokoena (Finance)

Senior Management: Mr Benjamin Grobler (Legal Affairs), Ms Mapula Hlaba (Secretariat), Dr Krishnee Kisoonduth (Corporate Services Executive), Dr CLM Mabena (Acting Senior Manager: Learner Affairs), Mr Maredi Makgolane (ICT), Mr Zephrus Molewa (Human Resources), Dr Joyce Muswede (Professional Practice), Mr Thulani Shabane (Acting Senior Manager: Finance), Ms Nomagugu Shange (Manager: Strategic Planning, Monitoring and Evaluation)

Communications Officers: Ms Party-Day Moloi (Manager: Communication and Marketing), Ms Adri van Eeden (Senior Manager: Communication and Marketing)

Refer to p13 for more information on sources, methodology and definitions.

*Refer to nationalgovernment.co.za for a copy of the full Annual Report. **Total of Unauthorised, Irregular, Fruitless & Wasteful Expenditure.

TABLE OF BOOKMARKS

FINANCIAL INFORMATION*	2023/24	2022/23	2021/22
AUDIT OUTCOME	Clean Audit	Clean Audit	Clean Audit
FINANCIAL POSITION	R'000	R'000	R'000
Current Assets	832 827	763 039	700 834
Non-Current Assets	59 793	59 715	65 529
Total Assets	892 620	822 753	766 363
Current Liabilities	63 733	56 926	60 088
Non-Current Liabilities	20 312	23 372	25 279
Total Liabilities	84 045	80 298	85 367
Total Net Assets	808 575	742 455	680 996

FINANCIAL INFORMATION*	2023/24	2022/23	2021/22
FINANCIAL PERFORMANCE			
Total Revenue	235 944	213 287	177 018
Total Expenditure	(169 824)	(151 820)	(139 225)
Employee Costs	(104 310)	(94 893)	(90 889)
Surplus/(Deficit) for Year	66 120	61 467	37 792
CASH FLOW			
Operating Activities	74 872	66 069	39 334
Investing Activities	(4 450)	(3 988)	(7 021)
Cash & Equivalents - Year End	816 408	749 071	689 993
UIFW EXPENDITURE**	-	-	-
HUMAN RESOURCES			2023/24
Posts Filled			191

DEPARTMENT OF HIGHER EDUCATION AND TRAINING (DHET)

CONTACT DETAILS

ADDRESS: 123 Francis Baard Street, Pretoria, 0001

TEL: 012 312 5911 / 0800 87 2222 / 086 999 0123

WEB: www.dhet.gov.za

EMAIL: callcentre@dhet.gov.za

OVERVIEW

The vision of the Department of Higher Education and Training (DHET) is of a South Africa in which we have a differentiated and fully-inclusive post-school system that allows South Africans to access relevant post-school education and training, in order to fulfill the economic and social goals of participation in an inclusive economy and society.

The Department's mission is to develop capable, well-educated and skilled citizens who are able to compete in a sustainable, diversified and knowledge-intensive international economy, which meets the development goals of the country. The Department will undertake this mission by: reducing skills bottlenecks, especially in priority skills areas; improving participation rates in the system; correcting distributions in the shape, size and distribution of access to post-school education and training; and improving the quality and efficiency in the system, its subsystems and institutions.

OFFICE BEARERS

Minister: Dr Nobuhle Pamela Nkabane (Minister of Higher Education) (ANC)

Deputy Minister: Dr Mimmy Martha Gondwe (Deputy Minister of Higher Education) (DA), Mr Kgwaridi Buti Manamela (Deputy Minister of Higher Education) (ANC)

Director General: Dr Nkosinathi Sishi

Chief of Staff: Ms Eudy Mabuza

Chief Financial Officer: Ms Pretty Makukule

Deputy Directors General: Ms Nolwazi Gasa (Planning, Policy and Strategy), Dr EB Mahlobo (Branch Coordinator), Mr ZC Mvalo (Skills Development), Ms Aruna Singh (Acting: TVET Colleges)

Senior Management: Ms Hannelie Ackerman (Deputy Director: Compliance Unit), Mr Paul du Toit (Director: Internal Audit), Adv Mariana Erasmus (Director: Contract Management), Mr Zakhele Hlongwane (Director: Public Entities), Mr Lucian Kearns (Chief Director: Supply Chain and Asset Management), Ms Gloria Maaka-Tlokana (Director: Development Support), Ms Seputu Mampane (Branch Manager: University Education), Ms Michelle Mathey (Director: Teacher Education), Mr Neels Meiring (Deputy Director: Asset Management), Mr Bayanda Mzoneli (Head of Office: Deputy Minister), Ms Amelia Poolman (Director: Financial Management), Mr Hamilton Ramaphakela (Director: Supply Chain Management)



higher education & training

Department:
Higher Education and Training
REPUBLIC OF SOUTH AFRICA



MINISTER
DR NP NKABANE



DEPUTY MINISTER
DR MM GONDWE



DEPUTY MINISTER
MR KB MANAMELA

Communications Officers: Mr Ishmael Mnisi (Media Liaison Officer and Spokesperson), Ms Seema Ramnarain (Chief Director: Communications), Mr C Sonti (Acting Parliamentary Liaison Officer), Mr Mandla Tshabalala (Media Liaison Officer: Deputy Minister Manamela)

Secretaries: Ms Constance Kehologile, Ms Motshedisi Letuka (Private Secretary: Deputy Minister), Ms Tsholofelo Nakale (Personal Assistant: Chief Financial Officer), Ms S Nelufule (Acting PA: Director General), Ms Esther Rammutla (Personal Assistant: Minister)

FINANCIAL INFORMATION*	2023/24	2022/23	2021/22
AUDIT OUTCOME	Financially Unqualified	Financially Unqualified	Financially Unqualified
APPROPRIATION STATEMENT	R'000	R'000	R'000
Total Final Appropriation	130 293 914	130 599 475	116 922 158
Actual Expenditure	130 151 576	130 094 938	116 441 409
Employee Compensation	11 002 847	10 251 820	9 183 130
Goods and Services	701 674	633 102	574 703
Capital Assets	39 131	11 516	10 003
UIFW EXPENDITURE**	-	89	2 448
HUMAN RESOURCES			2023/24
Posts Approved			31 670
Posts Filled			28 533

Refer to p13 for more information on sources, methodology and definitions.

*Refer to nationalgovernment.co.za for a copy of the full Annual Report. **Total of Unauthorised, Irregular, Fruitless & Wasteful Expenditure.

COUNCIL ON HIGHER EDUCATION (CHE)

CONTACT DETAILS

ADDRESS: 1 Quintin Brand Street, Persequor Technopark, Brummeria
TEL: 012 349 3840
WEB: www.che.ac.za
EMAIL: info@che.ac.za



OVERVIEW

The vision of the Council on Higher Education (CHE) is to be a dynamic organisation contributing to a transformed, equitable and quality higher education and training system in South Africa. Its mission as the independent statutory quality council for South African higher education, is to: lead and manage quality assurance; research and monitor trends and development; initiate critical discourse on contemporary higher education issues; and provide advice to the Minister on strategy and policy.

The main areas of work of the CHE are to: provide advice to the Minister of Higher Education and Training on all higher education matters on request, and proactively; promote a system of quality assurance for all higher education institutions, including private providers of higher education, which focuses on programme accreditation, institutional audits, national reviews, standards development, quality promotion and capacity development; monitor the state of higher education and publish information regarding developments in higher education on a regular basis; and contribute to the development of higher education through intellectual engagement with key issues in a number of activities in partnership with relevant stakeholders.

OFFICE BEARERS

Chairperson: Rev Vuyo Memani-Sedile

Council Members: Mr Sagren Govender, Ms Dorina Ionescu, Dr Nita Lawton-Misra, Prof Lesley le Grange, Ms Koketjo Rebecca Magongoa, Adv Matefo Majodina, Dr Vukosi Ntsakisi Marivate, Adv Nomazotsho Memani, Mr Mphedziseni Muluvhahotho, Mr Vijayen Naidoo, Dr Tholsie Naidoo, Prof Angina Parekh, Mr Imraan Patel, Dr Mafu Rakometsi, Dr Moses Simelane, Dr Marcia Socikwa, Dr Grant Son, Ms Nadia Starr, Prof Daniel van der Nest, Prof Yusef Waghid, Dr Bheka Zulu

Chief Executive Officer: Mr Whitfield Green

Chief Financial Officer: Mr Thulaganyo Mothusi

Senior Management: Mr Ntokozo Thabo Bhengu, Ms Rinda Bothma, Dr Phumzile Dlamini (Projects), Mr Future Gumede (Supply Chain), Mr Katongo Kabwe (Finance Manager), Ms Fundiswa Kanise, Mr Kabelo Makgalo (Administrator Facilities), Ms Letisa Maluleke, Ms Jeanet Maree, Ms Mamapudi Mashiane (HR Specialist), Ms Viola Matlare, Ms Vuyo Matsam (Director: Corporate Services), Ms Lumka Mayepu, Ms Maria Mmako, Ms Suprise Mmotong (Executive Administrator), Ms Philile Mnyandu (Corporate Services), Ms Nthabiseng Mofomme, Ms Dorah Motlhalifi, Prof Kethamonie Naidoo (Director: Programme Accreditation),

Ms Sanele Nene (Research), Ms Paulette Nkuna, Ms Carina Oelofsen, Dr Amani Saidi (Director: Quality Assurance and Promotion Coordination and Acting Director: Monitoring, Research and Advice), Ms Stella Shikweni, Ms Bridget Shushu, Mr Nhlapo Thulani, Dr Britta Zawada (Director: Institutional Audits)

Communications Officers: Mr Ntokozo Bhengu (Communications and Stakeholder Relations Manager)

Secretary: Ms Babongile Malobola (Administrator), Ms Faith Muthubi (Receptionist), Mr Eric Netshidzati (Organisational Secretary)

FINANCIAL INFORMATION*	2023/24	2022/23	2021/22
AUDIT OUTCOME	Clean Audit	Clean Audit	Financially Unqualified
FINANCIAL POSITION	R'000	R'000	R'000
Current Assets	16 160	19 344	38 003
Non-Current Assets	39 315	39 013	36 032
Total Assets	55 475	58 357	74 035
Current Liabilities	10 704	15 554	13 339
Non-Current Liabilities	-	-	-
Total Liabilities	10 704	15 554	13 339
Total Net Assets	44 770	42 803	60 697
FINANCIAL PERFORMANCE			
Total Revenue	98 540	86 201	79 908
Exchange Transactions	9 687	6 765	8 002
Non-Exchange Transactions	88 853	79 436	71 906
Total Expenditure	(96 572)	(102 901)	(75 532)
Employee Costs	(41 492)	(45 413)	(39 905)
Surplus/(Deficit) for Year	1 968	(16 700)	4 376
CASH FLOW			
Operating Activities	272	(11 212)	5 569
Investing Activities	(3 412)	(7 183)	(4 464)
Cash & Equivalents - Year End	14 540	17 679	36 075
UIFW EXPENDITURE**	119	20	1
HUMAN RESOURCES	2023/24	2022/23	2021/22
Posts Approved	52	52	52
Posts Filled	41	44	45

NATIONAL INSTITUTE FOR THE HUMANITIES AND SOCIAL SCIENCES (NIHSS)

CONTACT DETAILS

ADDRESS: 2nd Floor, 24 St Andrews Street, Parktown, Johannesburg
TEL: 011 480 2300
WHATSAPP: 078 933 9111
WEB: www.nihss.ac.za
EMAIL: info@nihss.ac.za



OVERVIEW

The National Institute for the Humanities and Social Sciences (NIHSS) was formally established on 5 December 2013 as the result of extensive work towards drafting the 2011 Charter for the Humanities and Social Sciences.

The overall mandate of the NIHSS is to develop and set up the institutional and logistical framework for the envisioned higher education institution for the Humanities and Social Sciences (HSS). The role of the Institute is, broadly, to enhance and support the HSS in South Africa and beyond, and to advise government and civil society on HSS-related matters. It does so through its various programmes, including the Catalytic Projects, the Doctoral Schools and the African Pathways Programme, and through supporting the DHET in the implementation of

the proposed corrective interventions. In addition, the NIHSS envisions a tertiary education system serving as an equal partner with centres of excellence in the Global North and the Global South in the world's knowledge production and dissemination.

Further functions of the NIHSS include: providing services to the higher education sphere within the HSS; advancing learning within its specific scope or application by ensuring collaboration or collaboration of the work of higher education institutions; and advising the Minister on matters relating to its specific scope or application, or to higher education generally.

Refer to p13 for more information on sources, methodology and definitions.

*Refer to nationalgovernment.co.za for a copy of the full Annual Report. **Total of Unauthorised, Irregular, Fruitless & Wasteful Expenditure.

TABLE OF BOOKMARKS

OFFICE BEARERS

Chief Executive Officer: Ms Auriel Niemack (Acting Director)
Chief Financial Officer: Mr Tshiamo Molapisi (Acting)
Senior Management: Ms Hlanzekile Mbokazi (Executive Manager: Academic Scholarships), Mr Tebogo Molaoa (Manager: Corporate Services and Acting Senior Manager: Communications and Marketing), Ms Auriel Niemack (Acting Director: BRICS and Research)
Communications Officers: Mr Petros Mashaba (Manager: Human Resources), Ms Boitumelo Mosoane (Communications and Marketing Officer), Dr Kambale Muhongya (Manager: Information Technology)
Secretary: Ms Nicola Critchfield (PA: Acting Director), Ms Keketso Phakoe (Senior Admin Officer)

FINANCIAL INFORMATION*	2023/24	2022/23	2021/22
AUDIT OUTCOME	Financially Unqualified	Clean Audit	Clean Audit
FINANCIAL POSITION	R'000	R'000	R'000
Current Assets	49 239	136 030	129 912
Non-Current Assets	4 317	4 868	5 287
Total Assets	53 557	140 898	135 198
Current Liabilities	8 339	15 500	16 640
Non-Current Liabilities	-	-	119
Total Liabilities	8 339	15 500	16 758
Total Net Assets	45 218	125 398	118 440

FINANCIAL INFORMATION*	2023/24	2022/23	2021/22
FINANCIAL PERFORMANCE			
Total Revenue	46 858	147 564	97 928
Exchange Transactions	6 436	5 147	4 898
Non-Exchange Transactions	40 422	142 417	93 030
Total Expenditure	(127 466)	(140 793)	(133 265)
Employee Costs	(22 728)	(24 306)	(23 509)
Surplus/(Deficit) for Year	(80 608)	6 771	(35 338)
CASH FLOW			
Operating Activities	(85 487)	8 294	51 148
Investing Activities	(1 038)	(1 903)	(2 257)
Cash & Equivalents - Year End	47 441	133 967	127 576
UIFW EXPENDITURE**	173	-	33
HUMAN RESOURCES	2023/24	2022/23	2021/22
Posts Approved	40	40	40
Posts Filled	29	29	31

NATIONAL SKILLS FUND (NSF)

CONTACT DETAILS

ADDRESS: Ndinaye Building, 7th Floor, 178 Francis Baard Street, Pretoria
TEL: 012 943 3101
WEB: nsf.org.za
EMAIL: info@nsf.org.za



OVERVIEW

The National Skills Fund (NSF) is a public entity established by the government in 1999 and reports to the Minister of Higher Education, Science and Innovation. The NSF provides funding for skills development initiatives that are identified by the National Skills Development Plan 2030 as national priorities, are related to the achievement of the Skills Development Act 97 of 1998, or considered to be an activity undertaken by the Minister to achieve a standard of good practice in terms of skills development.

The NSF's funding focus and skills development portfolio is two-pronged: a significant allocation of the NSF's annual and medium-term budget is aimed towards education and training initiatives such as bursaries and scholarships, learnership and skills programmes, and workplace-based learning; and NSF funding is also aimed at improving the post-school, education and training system, with a focus on capacity building, investing in skills infrastructure, research and innovation.

OFFICE BEARERS

Chief Executive Officer: Ms Melissa Erra (Acting)
Chief Financial Officer: Mr Zama Kubheka
Chief Directors: Ms Conny Makhabane (Acting Strategy, Innovation and Organisational Performance and Director: Bursaries), Ms Meriam Malebo (Acting: Skills Development Implementation), Ms Nadia Williams (Acting: Skills Development Implementation and Director: Human Resource Management and Development)
Directors: Ms Babalwa Adonis (Fund Management), Mr Tinyiko Solly Baloyi (Organisational Performance and Reporting), Mr Anele Chaza (ICT and Analytics), Ms Kgaogelo Hlongwane (Initiation and Evaluation), Mr Edwin Lekalaka (Financial Planning and Reporting), Mr Kenneth Maluleka (Acting: Skills Development Programme Monitoring), Mr Moloko Masipa (Skills Development Implementation [WC and NC]), Mr Tshepo Mokoena (Skills Development Implementation: Eastern Cape), Ms Galome Moseki (Skills Development Implementation: Gauteng, North West and Free State), Ms Anelisa Pohole (Financial Management and Administration), Adv Azwifaneli Sidimela (Legal, Governance, Risk and Compliance), Mr Sithembele Sifanele (Strategy, Innovation and Partnerships), Ms Cindy Smit (Internal Audit), Mr William Lebohlang Somo (Acting: Public Relations and Communication), Ms Nadia Williams (Human Resource Management and Development)

Communications Officers: Mr William Somo (Acting Director: Public Relations and Communication)

Secretary: Ms Bogopa Lebogang (Student Intern: Chief Directorate: Skills Development Implementation), Ms Mbalenhle Ndlovu (Acting: Executive Assistant), Ms Mbalenhle Sharon Ndlovu (Administrative Assistant to Chief Directorate: Strategy, Innovation and Organisational Performance), Ms Cilesta Ramarumo (Personal Assistant: Chief Financial Officer)

FINANCIAL INFORMATION*	2023/24	2022/23	2021/22
AUDIT OUTCOME	Qualified	Qualified	Qualified
FINANCIAL POSITION	R'000	R'000	R'000
Current Assets	15 627 652	14 643 261	11 172 245
Non-Current Assets	1 314 790	1 234 830	1 743 861
Total Assets	16 942 442	15 878 091	12 916 106
Current Liabilities	445 606	2 571 628	2 534 237
Non-Current Liabilities	-	-	-
Total Liabilities	445 606	25 771 628	2 534 237
Total Net Assets	16 496 836	13 306 462	10 381 869
FINANCIAL PERFORMANCE			
Total Revenue	5 664 320	4 997 941	4 333 075
Exchange Transactions	1 179 427	736 171	427 753
Non-Exchange Transactions	4 484 893	4 261 770	3 905 322
Total Expenditure	(2 395 521)	(1 409 377)	(4 906 255)
Employee Costs	(116 600)	(100 708)	(92 211)
Surplus/(Deficit) for Year	3 260 952	3 566 701	(565 195)
CASH FLOW			
Operating Activities	989 419	3 326 154	1 136 322
Investing Activities	(979 484)	(1 881 022)	(1 167 613)
Cash & Equivalents - Year End	1 563 560	1 553 625	108 492
UIFW EXPENDITURE**	-	-	1 371 430
HUMAN RESOURCES	2023/24	2022/23	2021/22
Posts Approved	179	179	179
Posts Filled	128	131	106

Refer to p13 for more information on sources, methodology and definitions.

*Refer to nationalgovernment.co.za for a copy of the full Annual Report. **Total of Unauthorised, Irregular, Fruitless & Wasteful Expenditure.

NATIONAL STUDENT FINANCIAL AID SCHEME (NSFAS)

CONTACT DETAILS

ADDRESS: The Halyard, 4 Christiaan Barnard St, City Centre, Cape Town
TEL: 021 763 3200 / 0800 067 327
WHATSAPP: 063 093 5671
WEB: www.nsfas.org.za
EMAIL: info@nsfas.org.za



National Student Financial Aid Scheme

OVERVIEW

The mission of the National Student Financial Aid Scheme (NSFAS) is to transform NSFAS into an efficient and effective provider of financial aid to students from poor and working class families in a sustainable manner that promotes access to, and success in, higher and further education and training, in pursuit of South Africa's national and human resource development goals.

The mission statement is made up of three distinct elements which describe why NSFAS exists, what it does, and the impact on its constituency: NSFAS exists to provide financial aid to eligible students at public TVET colleges and public universities; NSFAS identifies eligible students, provides bursaries, and collects student loan repayments to replenish the funds available for future generations of students; and NSFAS supports access to, and success in, higher education and training for students from poor and working class families who would otherwise not be able to afford to study.

OFFICE BEARERS

Chairperson: Dr Karen Stander (Education)
Board Members: Adv Lavandra Nanda Gopaul (Legal), Ms Ndleka Portia Loyilane (Public Administration), Ms Prashika Mahesh (Accounting), Dr Mugwena Maluleke (Education), Dr Johanna Maphutha (Education), Dr Siyanda Mngadi (Governance), Ms Karabo Mohale (Governance), Adv Richardt Tlou Ramashia (Legal), Ms Philisiwe Sibiya (Accounting), Ms Clarinda Elizabeth Simpson (Accounting), Dr Marcia Socikwa (DDG: University Education [DHET Representative])
Administrator: Mr Sithembiso Freeman Nomvalo
Chief Executive Officer: Mr Waseem Carrim (Acting)
Senior Management: Thaniya Isaacs (Chief Governance, Risk and Compliance Officer), Mr Prakash Mangrey (Risk and Finance Advisor)
Communications Officers: Khaya Xaba (Spokesperson), Ms Tsholofelo Zweni

FINANCIAL INFORMATION*	2023/24	2022/23	2021/22
AUDIT OUTCOME	Audit not Finalised	Adverse	Adverse
FINANCIAL POSITION	R'000	R'000	R'000
Current Assets	n/a	34 837 326	28 614 425
Non-Current Assets	n/a	4 503 940	4 658 435
Total Assets	n/a	39 341 266	33 272 860
Current Liabilities	n/a	15 297 327	13 765 571
Non-Current Liabilities	n/a	1 387 632	1 327 634
Total Liabilities	n/a	16 684 959	15 093 205
Total Net Assets	n/a	22 656 307	18 179 655
FINANCIAL PERFORMANCE			
Total Revenue	n/a	46 410 892	43 349 817
Exchange Transactions	n/a	1 341 761	889 718
Non-Exchange Transactions	n/a	45 069 131	42 460 099
Total Expenditure	n/a	(41 522 949)	(36 928 791)
Employee Costs	n/a	(186 217)	(194 785)
Surplus/(Deficit) for Year	n/a	4 476 654	4 932 266
CASH FLOW			
Operating Activities	n/a	2 658 950	(830 913)
Investing Activities	n/a	(36 071)	(17 701)
Cash & Equivalents - Year End	n/a	13 850 396	11 227 518
UIFW EXPENDITURE**	n/a	136 530	1 994 876
HUMAN RESOURCES	2023/24	2022/23	2021/22
Posts Approved	n/a	455	451
Posts Filled	n/a	356	356

QUALITY COUNCIL FOR TRADES AND OCCUPATIONS (QCTO)

CONTACT DETAILS

ADDRESS: 256 Glynn Street, Hatfield, Pretoria
TEL: 012 003 1800
WEB: www.qcto.org.za
EMAIL: info@qcto.org.za



OVERVIEW

The mission of the Quality Council for Trades and Occupations (QCTO), is to effectively and efficiently manage the Occupational Qualifications Sub-Framework (OQSF) in order to set standards, develop and quality assure national occupational qualifications for all who want a trade or occupation and, where appropriate, professions.

The purpose of the OQSF is to facilitate the development and registration of quality assured occupational (including trade-related) qualifications, part-qualifications and skills programmes from National Qualifications Framework (NQF) Level 1 to 8. The OQSF gives effect to the Ministerial determination of the Sub-Frameworks that comprise the NQF, Government Notice 1391 published in Gazette No. 44031 of 24 December 2020. It meets the needs of existing and emerging sectors by ensuring that all learners, professionals, workers, unemployed and those classified as NEET (Not in Employment, Education or Training), are equipped with relevant and portable competencies that support lifelong employability.

OFFICE BEARERS

The previous Council's term ended on 31 March 2025. The Minister has not yet appointed a new Council.
Chairperson: Mr Themba Dlamini
Deputy Chairperson: Ms Sibongile Antoni (Organised Business)
Chief Executive Officer: Mr Vijayen Naidoo
Chief Financial Officer: Mr Khathutshelo Maposa
Chief Directors: Ms Diane Kemp (Acting: Occupational Qualifications Management and Certification), Ms Ndivhudzanyi Madilonga-Khondowe (Corporate Services), Mr Emmanuel Mbuwe (Occupational Quality Assurance)
Directors: Mr John April (Office of the CEO), Mr Marco MacFarlane (Research and Analysis), Mr Reuel MacPherson (Quality Assurance), Mr Sifiso Mkhonza (Occupational Qualifications Management), Mr Rowen Paul (Certification), Mr Tafadzwa Ramhewa (Information Technology), Ms Adri Solomon (Governance, Risk, Compliance and Secretariat), Mr David Thaga (Accreditations)
Communications Officers: Mr Skheto Makgarengi (Marketing and Communications)

Refer to p13 for more information on sources, methodology and definitions.

*Refer to nationalgovernment.co.za for a copy of the full Annual Report. **Total of Unauthorised, Irregular, Fruitless & Wasteful Expenditure.

TABLE OF BOOKMARKS

FINANCIAL INFORMATION*	2023/24	2022/23	2021/22
AUDIT OUTCOME	Clean Audit	Clean Audit	Clean Audit
FINANCIAL POSITION	R'000	R'000	R'000
Current Assets	112 685	99 097	89 085
Non-Current Assets	10 134	12 995	15 571
Total Assets	122 819	112 092	104 656
Current Liabilities	24 186	22 736	18 675
Non-Current Liabilities	-	-	-
Total Liabilities	24 186	22 736	18 675
Total Net Assets	98 633	89 362	85 984
FINANCIAL PERFORMANCE			
Total Revenue	162 882	139 923	109 963
Exchange Transactions	18 488	13 024	9 945
Non-Exchange Transactions	144 394	126 899	100 018
Total Expenditure	(153 611)	(136 567)	(122 438)
Employee Costs	(77 573)	(72 596)	(69 237)
Surplus/(Deficit) for Year	9 271	3 379	(12 475)

FINANCIAL INFORMATION*	2023/24	2022/23	2021/22
CASH FLOW			
Operating Activities	14 108	12 225	(3 302)
Investing Activities	(1 862)	(2 419)	(3 581)
Cash & Equivalents - Year End	108 908	96 661	86 854
UIFW EXPENDITURE**	16	-	-

HUMAN RESOURCES	2023/24	2022/23	2021/22
Posts Approved	247	246	246
Posts Filled	98	106	101

SOUTH AFRICAN QUALIFICATIONS AUTHORITY (SAQA)

CONTACT DETAILS

ADDRESS: Lourie Place, 189 Lunnon Road, Hillcrest Office Park, Hillcrest, Pretoria
TEL: 012 431 5000
WEB: www.saqa.org.za
EMAIL: saqainfo@saqa.org.za



OVERVIEW

The mission of the South African Qualifications Authority (SAQA) is to oversee the further development and implementation of the National Qualifications Framework (NQF) and advance its objectives, which contribute to the full development of the lifelong learner and to the social and economic development of the nation at large.

The objectives of the NQF are to: create a single integrated national framework for learning achievements; facilitate access to, and mobility and progression within, education, training and career paths; enhance the quality of education and training; and accelerate the redress of past unfair discrimination in education, training and employment opportunities. The objectives of the NQF are designed to contribute to the full personal development of each learner and the social and economic development of the nation at large.

OFFICE BEARERS

Chairperson: Dr James Keevy (Interim)

Board Members: Ms Jo-Ann Christine Agulhas, Mr Ashley Benjamin, Ms Nyawa Dikwayo, Mr Bonisile McLaren Gantile, Dr Whitfield Green, Dr James Keevy, Mr Mark Mamello Mafisa, Dr Thabo Shadrack Mashongoane, Dr Linda Meyer, Mr Vijayen Naidoo, Ms Anne Kathleen Oberholzer, Dr Mafu Rakometsi, Ms Faseega Solomon, Ms Trudi van Wyk

Chief Executive Officer: Ms Nadia Starr

Chief Financial Officer: Mr Innocent Gumbochuma

Chief Operations Officer: Dr Makhapa Makhafola

Directors: Dr Heidi Bolton (Senior Manager: Research), Ms Bolekwa Maseti (Senior Manager: People Management), Mr Jacob Nel (Senior Manager: Registration and Recognition), Ms Martha Pendu (Senior Manager: ICT)

Senior Management: Dr Heidi Bolton Heidi Bolton (Manager: Research), Ms Annemarie Janse Van Rensburg (Senior Manager: Authentication Services), Ms Nolusindiso Kayi (Senior Manager: Strategic Research Projects), Ms Nomfundiso Kgomo (Manager: Governance, Risk, Compliance and Legal), Mr Reginald Mazana (Senior Project Manager: Information and Communications Technology [ICT]), Mr Japie Nel, Mr Jeremy Thomas (Supply Chain and Facilities Management)

Communications Officers: Mr Navin Vasudev (Manager: Communications)

FINANCIAL INFORMATION*	2023/24	2022/23	2021/22
AUDIT OUTCOME	Clean Audit	Clean Audit	Financially Unqualified
FINANCIAL POSITION	R'000	R'000	R'000
Current Assets	127 008	106 727	65 534
Non-Current Assets	38 448	31 154	28 411
Total Assets	165 457	137 882	93 945
Current Liabilities	12 636	14 172	13 813
Non-Current Liabilities	106	-	76
Total Liabilities	12 742	14 172	13 889
Total Net Assets	152 715	123 710	80 056
FINANCIAL PERFORMANCE			
Total Revenue	149 522	146 497	138 885
Exchange Transactions	60 288	61 254	50 371
Non-Exchange Transactions	89 234	85 243	88 514
Total Expenditure	(120 517)	(102 843)	(91 034)
Employee Costs	(80 762)	(64 096)	(59 493)
Surplus/(Deficit) for Year	29 005	43 654	47 851
CASH FLOW			
Operating Activities	23 050	44 091	44 340
Investing Activities	(10 961)	(5 577)	(6 984)
Cash & Equivalents - Year End	112 496	100 509	62 178
UIFW EXPENDITURE**	-	-	497

HUMAN RESOURCES	2023/24	2022/23	2021/22
Posts Approved	87	82	82
Posts Filled	76	76	75

Refer to p13 for more information on sources, methodology and definitions.

*Refer to nationalgovernment.co.za for a copy of the full Annual Report. **Total of Unauthorised, Irregular, Fruitless & Wasteful Expenditure.

UNIVERSITIES SOUTH AFRICA (USAF)

CONTACT DETAILS

ADDRESS: 1st Floor, Blocks E & D, Hadefields Office Park,
1267 Pretorius Street, Hatfield, Pretoria
TEL: 012 030 0670
WEB: usaf.ac.za
EMAIL: admin@usaf.ac.za



**UNIVERSITIES
SOUTH AFRICA**

OVERVIEW

Universities South Africa (USAF) represents all 26 South African public universities through a Board of Directors composed of their vice-chancellors.

Our mandate is to serve the collective interests of the university sector and foster an environment that enables institutions to operate efficiently and effectively. We are The Voice of South African universities.

Our vision is a sustainable and responsive higher education system. To achieve this, we collaborate with local and international partners to exchange knowledge, share resources, and explore innovative solutions. We continuously seek opportunities to strengthen the institutional capacity of our members, recognising that improved governance and sustainability are critical to long-term success. We recognise the need for resilient higher education institutions in South Africa's current environment; as such, we provide platforms for universities to debate common challenges, share best practices, and collaborate. We aim to advance responsive universities that respond to national challenges and opportunities for the benefit of society, while staying internationally competitive.

OFFICE BEARERS

Chairperson: Prof Francis Petersen (University of Pretoria)

Deputy Chairperson: Prof Rushiella Songca (Walter Sisulu University)

Board Members: Prof Robert Balfour, Prof Sakhela Buhlungu, Prof Andrew Crouch, Prof Pamela Dube, Prof Hester C Klopper, Prof Puleng LenkaBula, Prof Sizwe Mabizela, Prof Tinyiko Maluleke, Prof Tandi Matsha-Erasmus, Prof Thoko Mayekiso, Prof Nehemia Mahlo Mokgalong, Prof Mosa Moshabele, Prof Letlhokwa Mpedi, Prof Thandwa Mthembu, Prof Xoliswa Mtose, Prof Sibongile Muthwa, Prof Stephen Khehla Ndlovu, Prof Chris Nhlapo, Prof Bernard Nthambeleni, Prof Francis Petersen, Prof Nana Poku, Prof Deresh Ramjugernath, Prof Nokuthula N Sibiya, Prof Rushiella Songca, Prof Bismark Tyobeka, Prof Zebon Vilakazi

Chief Executive Officer: Dr Phethiwe Matutu

Chief Financial Officer: Mr Emert Nkhatu

Senior Management: Prof Robert Balfour (Chairperson: Human Resources and Remuneration Committee), Mr Saleem Kharwa (Chairperson: Audit and Risk Committee), Prof Sizwe Mabizela (Chairperson: Joint Admissions and Matriculation Board Committee), Prof Chris Nhlapo (Chairperson: Finance and Investment Committee), Prof Rushiella Songca (Chairperson: Legal Advisory Committee)

Communications Officers: Ms 'Mateboho Green (Manager)

FINANCIAL INFORMATION*	2022/23	2021/22
AUDIT OUTCOME	Clean Audit	Clean Audit
FINANCIAL POSITION	R'000	R'000
Current Assets	182 298	187 470
Non-Current Assets	151 616	125 659
Total Assets	333 914	313 129
Current Liabilities	144 804	149 994
Non-Current Liabilities	7 009	55
Total Liabilities	151 813	150 049
Total Net Assets	182 101	163 080
FINANCIAL PERFORMANCE		
Total Revenue	282 766	174 536
Total Expenditure	(263 513)	(175 639)
Employee Costs	(25 041)	(23 922)
Surplus/(Deficit) for Year	19 253	(1 103)
CASH FLOW		
Operating Activities	(6 222)	64 982
Investing Activities	3 044	1 868
Cash & Equivalents - Year End	168 687	175 370

AGRICULTURAL SECTOR EDUCATION AND TRAINING AUTHORITY (AGRISETA)

CONTACT DETAILS

ADDRESS: AgriSETA House, 529 Belvedere Road, Arcadia, Pretoria
TEL: 012 301 5600
WEB: www.agriseta.co.za
EMAIL: info@agriseta.co.za



OVERVIEW

AgriSETA's vision is to enable a skilled, transformed and prosperous agricultural sector. Its mission is to increase access to relevant skills that are impact-driven through strategic partnerships and credible research, leading to inclusive economic growth.

AgriSETA creates and promotes opportunities for social, economic and employment growth for agri-enterprises through relevant, quality and accessible education, training and development in both primary and secondary agriculture, in conjunction with other stakeholders in agriculture. The entity's scope covers the agricultural sector, from input services and activities on farms to first level processing activities on farms.

In terms of the Skills Development Act, AgriSETA is responsible for the skills development of the agricultural workforce, employed and unemployed. AgriSETA facilitates the implementation of learning through learnerships, skills programmes, adult education and training, and tertiary studies or in-service training by allocating grants and bursaries. It also supports apprentices, interns and mentorships.

To ensure the quality provision of education and training, the entity is also responsible for accrediting sector-specific training providers and for monitoring the standard of training presented.

OFFICE BEARERS

Board Members: Ms Linda Victoria Gqokoma (EXCO), Ms Pinki Sanna Luwaca (EXCO), Mr Mayoyo Samuel Mngomezulu (EXCO), Mr Christo Owen van der Rheede (EXCO)

Chief Executive Officer: Dr Innocent Sirovha

Chief Financial Officer: Mrs Mogau Toka

Senior Management: Ms Sindiswa Dlamini (Manager: SCM), Mr Frikkie Fouche (Executive Manager: Skills Planning), Ms Nosipho Hela (Manager: Office of the CEO), Dr Bertha Letsoalo (Corporate Services Executive), Mr Clema Mangwato (Manager: Finance), Ms Suzan Maroleng (Company Secretary), Mr Gift Masemola (Manager: Grants and Stakeholder Management), Ms Minah Matloa (Manager: Qualification Development and Compliance), Ms Lisanda Mgushelo (Manager: Monitoring, Evaluation

Refer to p13 for more information on sources, methodology and definitions.

*Refer to nationalgovernment.co.za for a copy of the full Annual Report. **Total of Unauthorised, Irregular, Fruitless & Wasteful Expenditure.

TABLE OF BOOKMARKS

and Research), Mr Oscar Mofokoane (Chief Information Officer), Mr Mashilo Moroko (Manager: Artisan Development), Mr Xolisile Mthiyane (Manager: Rural Development), Ms Kubenokuthula Ndovu (Chief Risk Officer), Mr Fanny Phetla (Executive Manager: Quality Assurance), Ms Mandy Rutgers (Head: Marketing and Communications), Ms Happy Segoe (Manager: Human Resources), Mr Medupi Shabangu (Executive Manager: Learning Programmes and Projects), Ms Sibongile Sibiya (Manager: Learning Programmes), Ms Francis Visagie (Management Accountant)

Communications Officers: Ms Mandy Rutgers (Head: Marketing and Communications)

FINANCIAL INFORMATION*	2023/24	2022/23	2021/22
AUDIT OUTCOME	Clean Audit	Financially Unqualified	Financially Unqualified
FINANCIAL POSITION	R'000	R'000	R'000
Current Assets	487 358	541 103	641 922
Non-Current Assets	13 503	13 797	15 237
Total Assets	500 861	554 900	657 159
Current Liabilities	89 299	119 164	129 319
Non-Current Liabilities	-	-	-
Total Liabilities	89 299	119 164	129 319
Total Net Assets	411 562	435 736	527 840

FINANCIAL INFORMATION*	2023/24	2022/23	2021/22
FINANCIAL PERFORMANCE			
Total Revenue	643 913	611 336	561 903
Exchange Transactions	40 491	31 761	19 475
Non-Exchange Transactions	603 422	579 575	542 428
Total Expenditure	(668 091)	(703 439)	(545 069)
Employee Costs	(47 578)	(43 121)	(38 771)
Surplus/(Deficit) for Year	(24 178)	(92 103)	16 834
CASH FLOW			
Operating Activities	(51 830)	(104 123)	64 711
Investing Activities	(1 661)	(650)	(5 012)
Cash & Equivalents - Year End	478 738	532 229	637 002
UIFW EXPENDITURE**	-	77 868	1 409
HUMAN RESOURCES			
Posts Approved	89	88	88
Posts Filled	86	84	83

BANKING SECTOR EDUCATION AND TRAINING AUTHORITY (BANKSETA)

CONTACT DETAILS

ADDRESS: Building C2, Eco Origin Office Park, Eco-Park Estate, 349 Witch-Hazel Ave, Highveld, Centurion, 0144

TEL: 011 805 9661

WEB: bankseta.org.za

EMAIL: info@bankseta.org.za



OVERVIEW

The mission of the Banking Sector Education and Training Authority (BANKSETA) is to support transformation and people development through partnerships, and to enable stakeholders to advance the national and global position of the broader banking and microfinance industry.

BANKSETA's guiding principles are to: leverage skills levy funds for the strategic benefit of the banking and microfinance sector; provide quality-assured, world-class skills training services at the lowest cost; deploy leading-edge technology; judiciously carry out the National Skills Development Strategy (NSDS) mandate; maintain status as a preferred human resource development partner in banking and microfinance; and exceed customer expectations. Its mandate is to: encourage employers in its sector to develop an active learning environment in the workplace; provide employees with opportunities to acquire new skills / progress their careers; increase levels of investment in workplace education and training; and promote transformation as guided by the NSDS equity targets of 85% black, 54% female and 4% disabled.

OFFICE BEARERS

Chief Executive Officer: Mr Eubert Mashabane

Chief Financial Officer: Ms Beaula Dziruni

Senior Management: Mr Brian Dhlwayo (Manager: Project Office), Mr Sfiso Dimba (Manager: Youth Development), Mr Similo Dlamini (Manager: Work Integrated Learning), Ms Christine Jonck (General Manager: Operations), Ms Nobuzwe Mangcu (Provincial Regional Manager: East London), Ms Sally Mangubewa (Manager: Office of the CEO), Mr Marvelous Mokome (Risk and Compliance Officer), Dr Lefaso Danny Motsoeneng (Acting General Manager: Corporate Services), Mr NJ Mpebe (Specialist: Regional Speciality: Free State), Ms Elelwani Netshituni (Provincial Regional Manager: Limpopo), Mr Vuyani Ntanjana (Head: Research and Strategy), Ms Candice Perumalsami (Company Secretary), Mr Dimpho Phungwayo (Manager: Quality Assurance), Dr Tsietisi Raleting (Manager: Information Technology), Mr Rapula Sathekge (Manager: Supply Chain Management), Mr Rashaad Shamsodeen (Head: Internal Audit)

Communications Officers: Mr Siphon Makgaba (Manager: Marketing and Communications), Ms Precious Sikhosana (Specialist: Marketing and Communications)

FINANCIAL INFORMATION*	2023/24	2022/23	2021/22
AUDIT OUTCOME	Financially Unqualified	Qualified	Financially Unqualified
FINANCIAL POSITION	R'000	R'000	R'000
Current Assets	1 054 119	1 136 767	1 214 614
Non-Current Assets	4 682	4 376	3 451
Total Assets	1 058 801	1 141 143	1 218 065
Current Liabilities	201 147	233 900	155 212
Non-Current Liabilities	-	-	-
Total Liabilities	201 147	233 900	155 212
Total Net Assets	857 654	907 243	1 062 853
FINANCIAL PERFORMANCE			
Total Revenue	1 194 411	1 020 552	895 963
Exchange Transactions	98 592	75 759	47 719
Non-Exchange Transactions	1 095 819	944 793	848 244
Total Expenditure	(1 244 000)	(1 119 261)	(800 802)
Employee Costs	(65 720)	(65 135)	(56 052)
Surplus/(Deficit) for Year	(49 589)	(98 709)	95 161
CASH FLOW			
Operating Activities	(80 160)	(84 442)	151 403
Investing Activities	(3 845)	(1 556)	(842)
Cash & Equivalents - Year End	1 042 573	1 126 578	1 212 576
UIFW EXPENDITURE**	1 895	1 601	1 298
HUMAN RESOURCES			
Posts Filled	71	67	64

Refer to p13 for more information on sources, methodology and definitions.

*Refer to nationalgovernment.co.za for a copy of the full Annual Report. **Total of Unauthorised, Irregular, Fruitless & Wasteful Expenditure.

CHEMICAL INDUSTRIES EDUCATION AND TRAINING AUTHORITY (CHIETA)

CONTACT DETAILS

ADDRESS: 72 New Road, Glen Austin AH (Grand Central), Midrand, 1685
TEL: 011 628 7000 / 087 357 6608
WEB: chieta.org.za
EMAIL: info@chieta.org.za



OVERVIEW

The mission of the Chemical Industries Education and Training Authority (CHIETA) is to contribute to sustainable development through facilitating the provision of skills for growth in the chemical industries sector.

The Authority's strategic objectives are to: establish a credible institutional mechanism for skills planning; increase access to occupationally directed programmes; promote growth of a public Technical Vocational Education and Training (TVET) college system that is responsive to sector, local, regional and national skills needs and priorities; address the low level of language and numeracy skills to provide access to additional training; encourage better use of workplace-based skills development; encourage and support cooperatives, small enterprises, worker initiated Non-Governmental Organisations (NGOs) and community training initiatives; increase public sector capacity for improved service delivery and support and build a developmental state; build career and vocational guidance; address the medium-term strategic priorities of the government; and continuously focus on defining and quality assurance of optimised business processes, knowledge management systems, and organisational architecture frameworks in support of the professional and confident discharge of its legislative mandate.

OFFICE BEARERS

Board Members: Ms Gerhard Cloete (Organised Labour), Ms Sharmila Govind (Organised Employer), Ms Geraldine Hewitt (Organised Employer), Mr Steven Mahlangu (Organised Labour), Dr Banohile Makhubela (Organised Employer), Mr Mosehla Mampho (Organised Labour), Mr Thabo Masombuka (Organised Employer), Mr Isaac Matji (Organised Employer), Mr Edzisan Ndou (Government, Professional and Community Organisations), Mr Charles Phahla (Organised Labour), Ms Karishma Ramcharan (Government, Professional and Community Organisations), Ms Adri Swart (Organised Labour)

Chief Executive Officer: Mr Yershen Pillay

Chief Financial Officer: Ms Ncikazi Kabi

Chief Operations Officer: Mr Joel Mmapulane (Executive Manager: ETQA)

Senior Management: Mr Roger Adriaanse (Regional Manager: Western Cape), Mr Trevor Channing (Executive: Governance and Risk), Mr Vasen Ganasan (Acting Manager: ETQA), Mr Bennet Kamanga (Regional Manager: Gauteng and Central Regions), Ms Tshidi Magonare (Manager: Qualifications Design and Development), Mr Munya Makota (Manager:

Finance), Mr Simon Maluleke (Executive Manager: Innovation and Technology), Mr Moses Maponya (Acting Manager: Strategic Projects and WIL), Mr Siphon Mlotshwa (Manager: ICT), Ms Jayaluxmi Moodley (Executive Manager: Corporate Services), Ms Kedibone Moroane (Executive: Research and Skills Planning), Mr Rajen Naidoo (Regional Manager: KZN and Eastern Cape), Mr Ronnie Naidoo (Manager: Monitoring and Evaluation), Ms Lerato Ramahuta (Manager: Human Resources), Ms Mahlatshe Xinzi (Acting Executive Manager: Strategic Projects)

Communications Officers: Ms Glory Nyathi (Manager: Communications and Facilities)

FINANCIAL INFORMATION*	2023/24	2022/23	2021/22
AUDIT OUTCOME	Clean Audit	Clean Audit	Financially Unqualified
FINANCIAL POSITION	R'000	R'000	R'000
Current Assets	440 902	466 139	426 983
Non-Current Assets	12 180	12 824	9 455
Total Assets	453 082	478 963	436 438
Current Liabilities	95 212	104 075	130 929
Non-Current Liabilities	-	-	-
Total Liabilities	95 212	104 075	130 929
Total Net Assets	357 870	374 888	305 509
FINANCIAL PERFORMANCE			
Total Revenue	694 050	654 192	605 758
Exchange Transactions	35 745	26 175	12 895
Non-Exchange Transactions	658 305	628 017	592 863
Total Expenditure	(711 067)	(584 816)	(551 853)
Employee Costs	(61 085)	(57 753)	(51 387)
Surplus/(Deficit) for Year	(17 017)	69 376	53 905
CASH FLOW			
Operating Activities	(21 149)	46 877	83 111
Investing Activities	(3 521)	(6 077)	(3 001)
Cash & Equivalents - Year End	440 200	464 870	424 070
UIFW EXPENDITURE**	-	844	34 298
HUMAN RESOURCES	2023/24	2022/23	2021/22
Posts Approved	106	121	117
Posts Filled	95	106	105

CONSTRUCTION EDUCATION AND TRAINING AUTHORITY (CETA)

CONTACT DETAILS

ADDRESS: 52 14th Road, Noordwyk, Midrand, 1687
TEL: 011 265 5900/1
WEB: www.ceta.org.za
EMAIL: Stakeholderrelations@ceta.co.za



OVERVIEW

The mission of the Construction Education and Training Authority (CETA) is to create a solid skills base as a foundation for infrastructural development and economic empowerment.

The CETA initiates skills projects and learnerships aimed at improving and developing South Africa's human resources, including a construction workforce whose skills are recognised and valued in terms of the National Qualifications Frameworks (NQF). The CETA is accredited as an Education and Training Quality Assurance (ETQA) body by the South African Qualification Authority (SAQA) on behalf of the Quality Council for Trades and Occupations (QCTO). The ETQA status authorises the CETA to accredit and monitor both training and training providers. To facilitate the provision of training, the CETA uses

discretionary money at its disposal to fund projects that aim to achieve its qualitative and quantitative obligations in terms of the National Skills Development Strategy (NSDS).

OFFICE BEARERS

Board Members: Ms Sandra Maseko, Mr Danny Masimene, Mr Sunday Mlangeni, Mr Roy Mnisi, Ms Rehab Mohetoa, Mr Josias Mpe, Mr Phillip Vilikazi

Chief Executive Officer: Mr Malusi Shezi

Chief Financial Officer: Mr Sanele Radebe (Acting)

Chief Operations Officer: Mr Lebogang Phasha (Executive Manager: ETQA and Projects)

Refer to p13 for more information on sources, methodology and definitions.

*Refer to nationalgovernment.co.za for a copy of the full Annual Report. **Total of Unauthorised, Irregular, Fruitless & Wasteful Expenditure.

TABLE OF BOOKMARKS

Senior Management: Mr Dawood Dada (Board Secretariate), Ms Nokwanda Dlamini (Manager: Risk), Dr Shanell Israel (Senior Manager: ETQA), Ms Ncumisa Khumalo (Senior Manager: GP and NW Provinces), Mr Lungisile Kuzana (Manager: Monitoring and Evaluation), Mr Tumelo Mafolo (Manager: Transformation), Ms Neo Mahlapha (Senior Manager: NC and FS Provinces), Ms Koketso Maimela (Manager: Strategic Partnerships), Ms Dieketseng Maphela (Manager: Research, Planning and Reporting), Mr Melao Mashale (Senior Manager: ICT), Mr Mlungisi Mhlatywa (Manager: Learning Programmes Implementation), Mr Sibusiso Mlotshwa (Acting Finance Manager), Ms Kgomotso Motang (Communications and Stakeholder Management), Ms Yolanda Mvunyiswa (Senior Manager: LMP and MP Provinces), Mr Lubabalo Ngxola (Senior Manager: KZN), Mr Ndipe Ntusikazi (Senior Manager: EC), Ms Basani Sithole (Senior Manager: WC), Ms Molebogeng Thobela (Executive Manager: Strategic Support), Ms Tlalane Tshetlo (Marketing), Mr Brian Tyebileyo (Senior Manager: Human Resources Management), Dr Nompumelelo Zuma (Senior Manager: Learning Programmes)

Communications Officers: Mr Phumudzo Nethengwe (Manager: Learning Programmes Administration)

FINANCIAL INFORMATION*	2023/24	2022/23	2021/22
AUDIT OUTCOME	Qualified	Qualified	Qualified

FINANCIAL INFORMATION*	2023/24	2022/23	2021/22
FINANCIAL POSITION	R'000	R'000	R'000
Current Assets	1 152 777	1 087 992	1 140 065
Non-Current Assets	24 083	28 689	16 200
Total Assets	1 176 860	1 116 681	1 156 265
Current Liabilities	178 005	166 630	196 449
Non-Current Liabilities	-	-	-
Total Liabilities	178 005	166 630	196 449
Total Net Assets	998 855	950 051	959 816
FINANCIAL PERFORMANCE			
Total Revenue	790 324	696 563	634 084
Exchange Transactions	87 209	62 751	45 058
Non-Exchange Transactions	703 115	633 812	589 026
Total Expenditure	(741 520)	(710 039)	(882 707)
Employee Costs	(143 032)	(133 755)	(61 708)
Surplus/(Deficit) for Year	48 804	(13 476)	(248 623)
CASH FLOW			
Operating Activities	65 991	(36 880)	(244 612)
Investing Activities	(2 054)	(15 435)	(3 605)
Cash & Equivalents - Year End	1 127 726	1 063 789	1 116 104
UIFW EXPENDITURE**	7 063	84 871	92 788
HUMAN RESOURCES	2023/24	2022/23	2021/22
Posts Approved	178	182	181
Posts Filled	124	112	106

CULTURE, ARTS, TOURISM, HOSPITALITY AND SPORT SECTOR EDUCATION AND TRAINING AUTHORITY (CATHSSETA)

CONTACT DETAILS

ADDRESS: 270 George Road, Noordwyk, Midrand 1687
TEL: 011 217 0600
WEB: cathsseta.org.za
EMAIL: info@cathsseta.org.za



OVERVIEW

The Culture, Arts, Tourism, Hospitality and Sport Sector Education and Training Authority (CATHSSETA) was established under the Skills Development Act 97 of 1998 (the Skills Act) for the tourism, hospitality and sports economic sector.

CATHSSETA's main function is to contribute to the raising of skills - to bring skills to the employed, or those wanting to be employed, in their sector. They achieve this by ensuring that people learn skills that are needed by employers and communities. There is no value in training people if they cannot use the skills they have learnt. Training and skills development is not just for young people starting out in the working world, though it is important for them, it is also there to enhance the skills of people who are already employed.

OFFICE BEARERS

Chief Executive Officer: Mr Marks Thibela
Chief Financial Officer: Mr Ntona Marota
Senior Management: Ms Martha Collett (Regional Manager: Eastern Cape, Northern Cape and Western Cape Region), Ms Nosipho Poshay Damane (Manager: Communications and Branding), Ms Lungile Dlamini (Regional Manager: KwaZulu-Natal/ Free State), Mr Samuel Lebepe (Manager: ICT and Knowledge Management), Ms Neo Lesaokane (Manager: Education and Training Quality Assurance), Ms Zodwa Mabengu (Manager: Audit and Risk), Ms Daphney Makhubela (Manager: Monitoring and Evaluation), Mr Tebogo Modise (Manager: Administration and Management), Mr Jerry Mokadikwa (Board Secretary), Ms Neo Mononela (Unit Head: Legal Services), Mr Thabang Motlatla (Manager: Legal Services), Ms Lebogang Nhlapo (Finance Manager), Mr Luthando Njovane (Manager: Human Capital Management and Development), Ms Zandile Ntshangase (Regional Manager: Gauteng, North West, Mpumalanga and Limpopo Region), Mr Kwekwe Ramollo (Manager: Supply Chain Management), Ms Ntombizodwa Rikhotso (Manager: Office of the CEO), Dr Tebogo Umanah (Executive Manager: Research, Monitoring and Evaluation)

FINANCIAL INFORMATION*	2023/24	2022/23	2021/22
AUDIT OUTCOME	Financially Unqualified	Financially Unqualified	Financially Unqualified
FINANCIAL POSITION	R'000	R'000	R'000
Current Assets	935 448	786 743	630 807
Non-Current Assets	34 922	29 306	13 685
Total Assets	970 370	816 049	644 492
Current Liabilities	52 831	52 609	70 318
Non-Current Liabilities	43	140	-
Total Liabilities	82 874	52 749	70 318
Total Net Assets	917 496	763 300	574 174
FINANCIAL PERFORMANCE			
Total Revenue	533 361	450 579	360 440
Exchange Transactions	64 949	37 759	19 192
Non-Exchange Transactions	468 412	412 820	341 248
Total Expenditure	(379 170)	(262 814)	(254 243)
Employee Costs	(66 650)	(51 007)	(55 861)
Surplus/(Deficit) for Year	154 191	187 765	106 197
CASH FLOW			
Operating Activities	146 052	155 185	110 066
Investing Activities	(8 789)	(17 233)	(1 179)
Cash & Equivalents - Year End	885 573	748 443	608 522
UIFW EXPENDITURE**	19	27 769	6 558
HUMAN RESOURCES	2023/24	2022/23	2021/22
Posts Approved	77	77	77
Posts Filled	76	73	68

Refer to p13 for more information on sources, methodology and definitions.

*Refer to nationalgovernment.co.za for a copy of the full Annual Report. **Total of Unauthorised, Irregular, Fruitless & Wasteful Expenditure.

EDUCATION, TRAINING AND DEVELOPMENT PRACTICES SECTOR EDUCATION AND TRAINING AUTHORITY (ETDP SETA)

CONTACT DETAILS

ADDRESS: Hosken House, 45 Mooi Street, Johannesburg
TEL: 011 372 3300
WEB: www.etdpseta.org.za
EMAIL: info@etdpseta.org.za



Education, Training and Development Practices
Sector Education and Training Authority

OVERVIEW

The vision of the ETDP SETA is to be a promoter and facilitator in the development and improvement of the skills profile of the sector's workforce in order to benefit employers, workers and employees in the sector in the following ways: skill levels of employees and workers are raised; a healthy balance between supply and demand in the labour market; diverse, flexible routes for initial and in-service education and training; a variety of career paths are available; quality of education and training provision is improved; levy grant scheme is efficiently administered; regular liaison with providers, other SETAs, the Department of Labour, the Department of Education, the National Skills Authority (NSA), and the South African Qualifications Authority (SAQA) and its structures; internal and external communication is effective in order to advance national human resource and skills development; dialogue and interaction between public and private entities in the sector with regard to skills transfer and training delivery is encouraged; employers, workers and employees in the sector benefit from quality training, higher productivity and harmonious mutual dependencies.

OFFICE BEARERS

Board Members: Ms Patricia Chloane, Ms Thembisa Futshane, Ms Simone Geyer, Ms Linda Ingram, Dr Thokozani Mathebula, Ms Nolitha Mboniswa, Mr Amos Vusi Monyela, Ms Lindiwe Martha Motshwane, Mr Mandla Mthembu, Mr Nkosipendule Ntantala, Ms Helen Ntlatleng, Mr Dimakatso Moses Peo, Dr Vijayanthimala (Mala) Singh, Ms Faseega Solomon
Chief Executive Officer: Ms Sesi Nombulelo Nxesi

Chief Financial Officer: Ms Nonhlanhla Dick

Senior Management: Mr Tommy Baloyi (Manager: Performance, Monitoring and Reporting), Ms Constance Gadzikwa (Chief: Information Communication Technology), Mr Vusi Monyela (Manager: Corporate Services), Ms Tshifhiwa Mukundamago (Manager: Internal Audit), Mr Khawedzo Ngaladzeni, Ms Sibongile Nhlabathi (Monitoring and Evaluation Specialist), Mr Mabu Raphotle (Manager: Skills Planning and Research), Mr Maswazi Tshabalala (Acting Manager: ETDQA)

Communications Officers: Ms Anna-Joy Motene (Head of Department: Marketing and Communication)

FINANCIAL INFORMATION*	2023/24	2022/23	2021/22
AUDIT OUTCOME	Financially Unqualified	Qualified	Clean Audit
FINANCIAL POSITION	R'000	R'000	R'000
Current Assets	1 949 458	1 653 845	1 383 411
Non-Current Assets	4 950	5 033	6 949
Total Assets	1 954 408	1 658 878	1 390 360
Current Liabilities	395 261	336 729	290 616
Non-Current Liabilities	-	-	-
Total Liabilities	395 261	336 729	290 616
Total Net Assets	1 559 147	1 322 149	1 099 744
FINANCIAL PERFORMANCE			
Total Revenue	1 283 958	1 154 384	1 059 830
Exchange Transactions	145 750	89 395	45 607
Non-Exchange Transactions	1 138 208	1 064 989	1 014 223
Total Expenditure	(1 046 956)	(931 979)	(794 365)
Employee Costs	(120 902)	(117 725)	(104 931)
Surplus/(Deficit) for Year	237 002	222 405	265 465
CASH FLOW			
Operating Activities	297 335	266 002	230 960
Investing Activities	(2 855)	(1 508)	(408)
Cash & Equivalents - Year End	1 939 257	1 644 777	1 380 283
UIFW EXPENDITURE**	5 907	1 270	981
HUMAN RESOURCES	2023/24	2022/23	2021/22
Posts Approved	148	145	144
Posts Filled	134	136	128

ENERGY AND WATER SECTOR EDUCATION AND TRAINING AUTHORITY (EWSETA)

CONTACT DETAILS

ADDRESS: 22 Wellington Road, Parktown, Johannesburg
TEL: 011 274 4700
WEB: ewseta.org.za
EMAIL: info@ewseta.org.za



OVERVIEW

The mission of the Energy and Water Sector Education and Training Authority (EWSETA) is: comprehensive research and a sound understanding of the skills demand and supply forces in its sector; coordinating, facilitating and providing quality assurance for sector relevant skills development programmes for its stakeholders, aligned with stated national skills development priorities; and establishing a sector skills pipeline with a positive impact on government's economic growth policies, employment creation and the eradication of poverty.

EWSETA's responsibility is to manage skills development through strategic sector skills planning within the framework of the National Skills Development Strategy III. This includes developing a sector skills plan and implementing the sector skills plan by: establishing learning programmes; approving Workplace Skills Plans and the Annual Training Report; allocating grants to employers, education and training, providers, and workers; monitoring education and training in the sector; registering learning programme agreements; and promoting learnerships and other training programmes.

The role of EWSETA also includes facilitating the creation of learnerships with employers in the sector via the following: finding workplaces where learners can do practical work; supporting people who create learning material; helping to wrap up learnership agreements; and registering learnership agreements.

OFFICE BEARERS

Board Members: Mr Solomon Manko Bokaba, Dr Esme Coetzer, Dr Lester Goldman, Mr Dumisane Magagula, Dr Nandi Malubazo, Ms Verena Meyer-Singh, Ms Hilda Mhlongo, Mr Nhlanhleni Ngidi, Ms Nomava Nobatana, Ms Keagile Pholoba

Chief Executive Officer: Ms Mpho Mookapele (Acting)

Chief Financial Officer: Mrs Robyn Vilikazi

Chief Operations Officer: Mr Ineeleng Molete

Refer to p13 for more information on sources, methodology and definitions.

*Refer to nationalgovernment.co.za for a copy of the full Annual Report. **Total of Unauthorised, Irregular, Fruitless & Wasteful Expenditure.

TABLE OF BOOKMARKS

Senior Management: Ms Beatrice Cader (Projects), Khetsiwe Dlamini (Energy Sector), Mr Siyabonga Dyosiba (Facilities and Information Manager), Ms Nora Hanke-Louw (Acting Manager: Water Sector), Ms Cathrine Kobyana (Financial Accounting Manager), Mr Dickson Kutsawa (Manager: Supply Chain), Ms Felicity Mabanga (Acting Quality Assurance and Compliance Manager), Mr Julius Maile (Reporting Risk and Compliance Manager), Mr Rhulani Manganyi (Marketing Administrator), Mr Kabelo Masilo (Planning, Reporting and Monitoring Manager), Mr Benedict Masopha (Projects Manager), Mrs Tsholofelo Mokotedi (Executive: Planning, Reporting and Monitoring), Mrs Candice Moodley (Executive: Corporate Service), Mr Elvis Ntikana (Learning Programmes Manager), Ms Ntaketo Sithole (Manager: Human Resources), Ms Mariana Strydom (Audit and Risk Committee), Ms Lungile Tshabalala (Discretionary Grants and Projects), Mr Siyolo Xotyeni (Energy Sector Manager)

Communications Officers: Ms Petronella Ngubeni (M&E Administrator), Mrs Isabella Nxumalo (Executive PA: CEO)

FINANCIAL INFORMATION*	2023/24	2022/23	2021/22
FINANCIAL PERFORMANCE			
Total Revenue	542 066	364 792	365 478
Exchange Transactions	163 002	24 579	13 378
Non-Exchange Transactions	379 064	340 213	352 100
Total Expenditure	(494 857)	(340 194)	(581 309)
Employee Costs	(24 204)	(24 692)	(27 181)
Surplus/(Deficit) for Year	47 209	24 598	(215 831)
CASH FLOW			
Operating Activities	64 082	53 863	115 718
Investing Activities	(1 962)	(2 630)	(1 452)
Cash & Equivalents - Year End	597 028	534 908	483 675
UIFW EXPENDITURE**	8 474	8 610	10 958
HUMAN RESOURCES			
Posts Filled	55	60	66

FINANCIAL INFORMATION*	2023/24	2022/23	2021/22
AUDIT OUTCOME	Qualified	Financially Unqualified	Financially Unqualified
FINANCIAL POSITION			
	R'000	R'000	R'000
Current Assets	600 994	539 960	487 497
Non-Current Assets	27 043	26 813	25 786
Total Assets	628 037	566 773	513 283
Current Liabilities	206 050	191 992	163 100
Non-Current Liabilities	-	-	-
Total Liabilities	206 050	191 992	163 100
Total Net Assets	421 987	374 780	350 182

FIBRE PROCESSING AND MANUFACTURING SECTOR EDUCATION AND TRAINING AUTHORITY (FP&M SETA)

CONTACT DETAILS

ADDRESS: Thynk Park, 1st Floor, 8 Summit Road, Dunkeld West, Randburg, Johannesburg

TEL: 011 403 1700

WEB: www.fpmseta.org.za

EMAIL: info@fpmseta.org.za

OVERVIEW

The FP&M SETA was established by the Minister of Higher Education on 1 April, 2011, following the government's strategic decision to cluster sectors and strengthen value-chain linkages between related industries. The SETA encompasses a diverse range of subsectors, including clothing, footwear, forestry, furniture, general goods, leather, packaging, print media, printing, publishing, pulp and paper, textiles and wood products. These subsectors, while distinct, are intricately interconnected, collectively adding immense value to consumers' lives.

The FP&M sector is embracing the advancements of the Fourth Industrial Revolution (4IR) and looking ahead to the Fifth Industrial Revolution (5IR), and so, the sector is evolving rapidly. Innovations in automation, artificial intelligence, and digitalisation are driving efficiency and sustainability, while human-centric approaches are enhancing the quality and customisation of its products. In fact, it is almost impossible to go through a day without using one or more products manufactured within the FP&M sector.

OFFICE BEARERS

Board Members: Ms Linda Bremner, Ms Makhosi Chiwashira, Ms Karen Coetzee, Ms Fanisa Lamola, Ms Bonita Loubser, Dr Abdool Mahomed, Mr Kwazi Mlaba, Mr Francois Oberholzer, Ms Theresa Otto, Mr Mpuka Radinku, Mr Mike Truelock, Mr Nduduzo Vilina

Chief Executive Officer: Dr Felleng Yende

Chief Financial Officer: Mr Avinash Gangoo

Senior Management: Mr William Malema (General Manager: Projects), Mr Bongani Masango (IT Manager), Ms Nomfundo Mokou (Supply Chain Manager), Mr PK Naicker (General Manager: Research, Planning and Reporting), Ms Sophie Tiro (Human Resources Manager), Ms Sylvia Tsunke (Skills Planning and Research Manager), Mr Zithulele Zondi (General Manager: Quality Assurance)

Communications Officers: Mr PK Naicker



FINANCIAL INFORMATION*	2023/24	2022/23	2021/22
AUDIT OUTCOME	Clean Audit	Financially Unqualified	Clean Audit
FINANCIAL POSITION			
	R'000	R'000	R'000
Current Assets	398 308	444 046	439 543
Non-Current Assets	1 790	1 554	1 397
Total Assets	400 098	445 600	440 940
Current Liabilities	95 849	59 036	70 803
Non-Current Liabilities	-	-	-
Total Liabilities	95 849	59 036	70 803
Total Net Assets	304 249	386 564	370 137
FINANCIAL PERFORMANCE			
Total Revenue	425 503	398 708	363 400
Exchange Transactions	33 516	25 725	16 322
Non-Exchange Transactions	391 987	372 983	347 078
Total Expenditure	(507 818)	(382 281)	(385 384)
Employee Costs	(18 970)	(18 407)	(17 085)
Surplus/(Deficit) for Year	(82 315)	16 427	(21 984)
CASH FLOW			
Operating Activities	(40 796)	8 574	(34 835)
Investing Activities	(4 955)	(3 956)	(2 392)
Cash & Equivalents - Year End	397 729	443 480	438 862
UIFW EXPENDITURE**	3 764	3 911	479
HUMAN RESOURCES			
Posts Approved	68	66	68
Posts Filled	64	62	60

Refer to p13 for more information on sources, methodology and definitions.

*Refer to nationalgovernment.co.za for a copy of the full Annual Report. **Total of Unauthorised, Irregular, Fruitless & Wasteful Expenditure.

FINANCE AND ACCOUNTING SERVICES SECTOR EDUCATION AND TRAINING AUTHORITY (FASSET)

CONTACT DETAILS

ADDRESS: 1st Floor, 296 Kent Avenue, Ferndale, Randburg
TEL: 011 476 8570 / 087 821 2680
WEB: www.fasset.org.za
EMAIL: fassetcallcentre@fasset.org.za



Make the future count

OVERVIEW

The vision of the Finance and Accounting Services Sector Education and Training Authority (FASSET) is to facilitate the achievement of world-class finance and accounting services skills.

The mission of the FASSET is to increase the flow of new finance and accountancy entrants into employment; develop and grow the skills required in the sector; and facilitate transformation of the finance and accountancy sector.

The objectives of FASSET are to: develop the competence of employees and potential employees; increase the levels of investment in education and training and optimise the return on this investment; position this sector as the 'sector of career choice' for prospective learners and entrants into the labour market; encourage employers and employees to adopt a culture of lifelong learning; support the objectives of the Employment Equity Act of 1998; enhance access to learning opportunities and facilitate the recognition of prior learning; ensure the quality of education and training in the sector; expand the provision of education and training in this sector through sound partnerships with public and private sector service providers; encourage greater cooperation between the public and private sectors; and cooperate with the South African Qualifications Authority and other SETAs, in support of the objectives of the Act.

OFFICE BEARERS

Board Members: Mr Peterson Khumalo, Mr Xola Lingani, Mr Mashukudu James Maboja, Mr Nthato Mapiholo, Ms Thandi Masemola, Mr Mbasa Metuse, Ms Mopo Mushwana, Ms Pumla Ngwenya, Ms Mamatshililo Nhlapo, Ms Angel Nyathela-Mahanjana, Ms Tlakale Christina Phatlane, Ms Rofhiwa Singo

Administrators: Mr Akhona Mdolo (Assistant Company Secretary), Ms Talent Mtimkulu (Executive Assistant: CEO), Ms Lorraine Nchabeleng (Executive Assistant: CFO), Ms Aeeda Rhodes (Executive Assistant: DCS)

Chief Executive Officer: Ms Ayanda Mafuleka

Chief Financial Officer: Mr Zakariya Alli

Senior Management: Mr Karabo Dikgore (Acting), Mr Sanele Dlamini (Acting), Ms Nobuntu Gwala (Manager: Audit, Risk and Compliance Manager), Mr Khulekani Khoza (Manager: Programmes), Ms Mamarothi Mathibe (Projects Manager: Skills Development Projects and Programmes Manager), Ms Bomkazi Mnombeli (Manager: Operations),

Mr Thato Modise (ICT Manager), Ms Patience Motloung (Assistant Manager: Quality Assurance / M&E), Ms Nokulunga Mthombeni (Director: Corporate Services), Mr Raymond Mulovhedzi (Finance Manager), Mr Lundikazi Peter (Financial Accountant), Mr Igor RiveraGreen (Project Manager: ICT)

Communications Officers: Mr Vusi Mahlangu (Communications and Stakeholder Engagement Manager), Mr Makabongwe Siziba (Chief Information Officer)

FINANCIAL INFORMATION*	2023/24	2022/23	2021/22
AUDIT OUTCOME	Clean Audit	Clean Audit	Clean Audit
FINANCIAL POSITION	R'000	R'000	R'000
Current Assets	752 617	1 008 444	1 062 653
Non-Current Assets	7 026	5 824	7 558
Total Assets	759 643	1 014 268	1 070 211
Current Liabilities	151 292	233 146	399 830
Non-Current Liabilities	-	-	-
Total Liabilities	151 292	233 146	399 830
Total Net Assets	608 351	781 146	670 381
FINANCIAL PERFORMANCE			
Total Revenue	849 222	762 371	651 869
Exchange Transactions	73 811	58 451	30 625
Non-Exchange Transactions	775 411	703 920	621 244
Total Expenditure	(1 021 993)	(645 207)	(610 984)
Employee Costs	(40 203)	(40 258)	(40 143)
Surplus/(Deficit) for Year	(172 771)	117 164	40 885
CASH FLOW			
Operating Activities	(251 329)	(54 708)	212 544
Investing Activities	(4 671)	(2 603)	(4 308)
Cash & Equivalents - Year End	746 357	1 002 357	1 059 668
UIFW EXPENDITURE**	489	411	1 000
HUMAN RESOURCES	2023/24	2022/23	2021/22
Posts Approved	92	94	91
Posts Filled	75	73	65

FOOD AND BEVERAGE MANUFACTURING INDUSTRY SECTOR EDUCATION AND TRAINING AUTHORITY (FOODBEV SETA)

CONTACT DETAILS

ADDRESS: 7 Wessel Road, Rivonia
TEL: 011 253 7300
WEB: www.foodbev.co.za
EMAIL: info@foodbev.co.za



OVERVIEW

The mission of the Food and Beverage Manufacturing Industry Sector Education and Training Authority (FoodBev SETA) is to ensure that: relevant and quality learning standards and qualifications are available in this sector; a high quality of learning provision is maintained in this sector; and access to knowledge and skills is improved for all in the sector. FoodBev SETA's function is to promote, facilitate and incentivise skills development in the food and beverages manufacturing sector.

OFFICE BEARERS

Board Members: Mr Richard Campbell Hutton (Dairy Chamber), Ms Funeka Khumalo (Beverages Chamber), Ms Thulisile Njapa Mashanda (Community Organisation), Ms Sthembile Hope Mzizi (FAWU), Mr Atwell Nazo (FAWU), Ms Mapule Ncanywa (Beverages Chamber), Mr Ezra Ndwandwe (Community Organisation), Mr Mark Oliver (FAWU),

Ms Anna Pholoana (FAWU), Mr Nqobile Tshabangu (NUFBSAW), Mr Trevor van Wyk (Breakfast Products Chamber), Mr Gugulethu Xaba (Other Food Preparation Products Chamber), Ms Nthabeleng Zanele Zondo (Community Organisation)

Chief Executive Officer: Ms Nokuthula Selamolela

Chief Financial Officer: Mr Magugu Maphiwa

Senior Management: Mr Ntokozo Lwandle (Senior Manager: Quality Assurance), Mr Sinaye Mgidi (Senior Manager: Learning Programmes and Strategic Projects), Ms Makatseng Mokome (Senior Manager: Stakeholder Relations), Ms Pretty Ngwasheng (Senior Manager: Corporate Services), Ms Lerato Nkabinde (Board Secretary), Mr Mogopodi Pule (Senior Manager: Finance), Ms Thuli Sibiba (Senior Manager: Research Planning Monitoring and Evaluation)

Refer to p13 for more information on sources, methodology and definitions.

*Refer to nationalgovernment.co.za for a copy of the full Annual Report. **Total of Unauthorised, Irregular, Fruitless & Wasteful Expenditure.

TABLE OF BOOKMARKS

Communications Officers: Ms Caroline Gamede (Senior Admin Officer: Office of the CEO), Nozibongo Socishe (Manager: Marketing and Communication)

FINANCIAL INFORMATION*	2023/24	2022/23	2021/22
AUDIT OUTCOME	Clean Audit	Clean Audit	Financially Unqualified
FINANCIAL POSITION	R'000	R'000	R'000
Current Assets	998 572	957 704	980 587
Non-Current Assets	5 448	5 193	5 650
Total Assets	1 004 020	962 897	986 237
Current Liabilities	71 496	33 937	74 324
Non-Current Liabilities	-	-	-
Total Liabilities	71 496	33 937	74 324
Total Net Assets	932 524	928 961	911 913

FINANCIAL INFORMATION*	2023/24	2022/23	2021/22
FINANCIAL PERFORMANCE			
Total Revenue	590 465	538 041	476 479
Exchange Transactions	79 943	57 621	33 559
Non-Exchange Transactions	510 522	480 420	442 920
Total Expenditure	(586 903)	(520 992)	(418 653)
Employee Costs	(33 896)	(32 045)	(25 929)
Surplus/(Deficit) for Year	3 562	17 048	57 826
CASH FLOW			
Operating Activities	45 396	(23 100)	110 691
Investing Activities	(3 206)	(1 722)	(4 712)
Cash & Equivalents - Year End	995 299	953 110	977 932
UIFW EXPENDITURE**	-	499	1 157
HUMAN RESOURCES			
Posts Approved	80	80	66
Posts Filled	67	62	57

HEALTH AND WELFARE SECTOR EDUCATION AND TRAINING AUTHORITY (HWSETA)

CONTACT DETAILS

ADDRESS: 17 Bradford Road, Bedfordview, Johannesburg

TEL: 011 607 6900

WEB: www.hwseta.org.za

EMAIL: hwseta@hwseta.org.za



OVERVIEW

The functional sectors represented by the Health and Welfare Sector Education and Training Authority (HWSETA) in South Africa include the health, social development and veterinary sectors. Its mission is to create an integrated approach to the development and provision of appropriately skilled health and social development workers, to render quality services comparable to world-class standards.

HWSETA has a broad mandate, but its key objectives are: to develop and implement the Sector Skills Plan; skills development planning, programmes and initiatives; monitoring of education and training; identification of workplaces for practical work experience; to support and facilitate the development of the National Skills Development Strategy; disbursement of levies collected; to forge links with all stakeholders and relevant bodies; to account for the effective and efficient use of public monies in line with the provisions of the Public Finance Management Act; and the promotion of the employment of disabled persons.

OFFICE BEARERS

Board Members: Ms Lungile Duma, Ms Lalita Harie, Dr Siphon Kebane, Mr Sidney Kgara, Dr Nonhlanhla Makhanya, Ms Bongive Malope, Dr Lillian Marutle, Dr Katlego Mothudi, Dr Nceba Ndzwayiba, Mr Justice Shiburi, Mr Khaya Sodidi, Mr Rudie van Loggerenberg, Ms Nobukhosi Xulu

Chief Executive Officer: Mrs Elaine Brass

Chief Financial Officer: Ms Zandile Mafata

Senior Management: Mr Sikhumbuzo Gcabashe (Executive Manager: Skills Development Planning Division), Ms Jane Baakedi Motubatse (Executive Manager: Education and Training Quality Assurance), Mr Bob Pardesi (Executive Manager: Corporate Services), Mr Clayton Peters (Executive Manager: Provinces), Ms Bulelwa Plaatjie (Executive Manager: Research, Information, Monitoring and Evaluation)

Communications Officers: Ms Rulleska Singh (Marketing Manager)

FINANCIAL INFORMATION*	2023/24	2022/23	2021/22
AUDIT OUTCOME	Financially Unqualified	Qualified	Financially Unqualified
FINANCIAL POSITION	R'000	R'000	R'000
Current Assets	584 364	411 232	412 091
Non-Current Assets	15 167	15 103	14 789
Total Assets	599 531	426 335	426 881
Current Liabilities	72 088	84 158	100 428
Non-Current Liabilities	-	-	-
Total Liabilities	72 088	84 158	100 428
Total Net Assets	527 443	342 177	326 453
FINANCIAL PERFORMANCE			
Total Revenue	982 573	943 323	769 891
Exchange Transactions	31 730	18 848	15 974
Non-Exchange Transactions	950 843	924 475	753 917
Total Expenditure	(797 307)	(627 635)	(969 267)
Employee Costs	(128 171)	(118 685)	(113 706)
Surplus/(Deficit) for Year	185 266	15 688	(199 376)
CASH FLOW			
Operating Activities	186 687	(36 015)	(218 642)
Investing Activities	(3 242)	(2 930)	(2 083)
Cash & Equivalents - Year End	515 432	331 987	370 932
UIFW EXPENDITURE**	4 617	5 176	689
HUMAN RESOURCES			
Posts Approved	152	154	152
Posts Filled	141	150	148

INSURANCE SECTOR EDUCATION AND TRAINING AUTHORITY (INSETA)

CONTACT DETAILS

ADDRESS: 18 Fricker Road, Illovo, Sandton, 2196

TEL: 011 381 8900

WEB: inseta.org.za

EMAIL: Enquiries@inseta.org.za



Refer to p13 for more information on sources, methodology and definitions.

*Refer to nationalgovernment.co.za for a copy of the full Annual Report. **Total of Unauthorised, Irregular, Fruitless & Wasteful Expenditure.

TABLE OF BOOKMARKS

OVERVIEW

The purpose of the Insurance Sector Education and Training Authority (Inseta) is to grow the pool and quality of scarce and critical skills in the insurance sector, enhancing the sector and supporting the country's transformation. Inseta's strategic goals are: a credible institutional mechanism for skills planning; increased access to occupationally directed programmes; better use of workplace-based skills development; training and support provided to sector cooperatives, small enterprises and Non-Governmental Organisations (NGOs); effective established career and vocational guidance channels; promoting the growth of a public Technical Vocational Education and Training (TVET) system that is responsive to sector, local, regional and national skills priorities; and organisational effectiveness.

OFFICE BEARERS

Chief Executive Officer: Ms Gugu Mkhize

Chief Financial Officer: Ms Zanele Malaza

Senior Management: Ms Saloshnee Govender (Stakeholder Relations Manager), Mr Leslie Kwapeng (Executive Manager: Operations), Ms Jacoline Mabitsela (Executive Manager: Corporate Services), Ms Salome Machaka (Risk Manager), Mr Clement Makhari (Manager: SCM), Mr Tshembani Maluleke (IT Manager), Mr Norman Maphala (HR Manager), Mr Osborne Mkhize (Skills Planning and Research Manager), Ms Kgotthatso Modise (Manager: Learning Division: Worker Programmes), Mr Bonginkosi Mthombeni (Learning Manager: Strategic Programmes), Ms Serurubele Mutinhima (Organisational Planning, Data and Reporting Manager), Ms Pfarelo Netshikulwe (Acting Finance Manager), Ms Farzana Safa (Executive Manager: Risk Management), Ms Akhona Wotshela (Manager: Learning Division: Youth Programmes), Mr Sibusiso Zulu (Manager: ETQA)

Communications Officers: Mr Tshupo Mabika (Stakeholder Relations Specialist)

Secretaries: Ms Matimba Baloyi (PA: Chief Financial Officer), Ms Lebogang Dire (PA: EMCS), Ms Margaret Janfeke (Receptionist), Ms Lynn Mafeking (Manager: Chief Executive Officer), Ms Maria Nkomo (PA: EMO), Ms Nomusa Zungu (PA: ERM)

FINANCIAL INFORMATION*	2023/24	2022/23	2021/22
AUDIT OUTCOME	Qualified	Qualified	Qualified
FINANCIAL POSITION	R'000	R'000	R'000
Current Assets	682 061	696 312	666 170
Non-Current Assets	36 097	18 583	8 400
Total Assets	718 158	714 895	674 570
Current Liabilities	96 828	114 784	93 507
Non-Current Liabilities	-	-	-
Total Liabilities	96 828	114 784	93 507
Total Net Assets	621 330	600 111	581 063
FINANCIAL PERFORMANCE			
Total Revenue	749 766	674 014	605 526
Exchange Transactions	53 843	37 316	20 254
Non-Exchange Transactions	695 923	636 698	585 272
Total Expenditure	(728 546)	(657 675)	(463 640)
Employee Costs	(47 841)	(32 615)	(35 659)
Surplus/(Deficit) for Year	21 220	16 339	141 886
CASH FLOW			
Operating Activities	4 672	50 900	199 657
Investing Activities	(22 641)	(13 083)	(4 515)
Cash & Equivalents - Year End	673 240	691 209	653 393
UIFW EXPENDITURE**	683	5 006	18 939
HUMAN RESOURCES	2023/24	2022/23	2021/22
Posts Approved	99	99	69
Posts Filled	89	67	60

LOCAL GOVERNMENT SECTOR EDUCATION AND TRAINING AUTHORITY (LGSETA)

CONTACT DETAILS

ADDRESS: Gillooly's View Office Park, 1 Osborne Lane, Bedfordview

TEL: 011 456 8579

WEB: lgseta.org.za

EMAIL: info@lgseta.org.za



OVERVIEW

The role of the Local Government Sector Education and Training Authority (LGSETA) is to promote and coordinate skills development initiatives and strategic sectoral training interventions, to enhance efficiency and effectiveness of the local government sector through: conducting sectoral skills planning and research; developing and implementing quality learning programmes and relevant occupational qualifications; monitoring and evaluating the performance of training initiatives; communicating and marketing skills development and career advancement opportunities; and approving and disbursing skills development grants.

OFFICE BEARERS

Board Members: Ms Nokubonga Dinga, Mr Barend Johan Koen, Ms Naledi Lorraine Modibedi, Mr Nelson Maila Mokgotho, Mr Bhabhali Nhlapo, Mr Rio Noluthungu, Ms Priscilla Ntsuba, Ms Jesta Sidell, Mr Keith Swanepoel

Chief Executive Officer: Mr Ineeleng Molete

Chief Financial Officer: Mr Kwena Mokgokong (Acting)

Chief Operations Officer: Mr Tebogo Mmotla (Interim)

Senior Management: Ms Linda Budaza (Manager: Learning Programmes), Ms Hazel Madibana (Internal Audit Manager), Mr Benedict Masopha (Manager: Programmes), Mr Kwena Mokgokong (Manager: Reporting), Mr Kesiamo Moloi (Legal Advisor), Mr Tumelo Motau (Manager: Finance), Dr Sabelo Mpungose (Monitoring and Evaluation), Ms Debbie Pauw (Manager: Human Resource), Mr Matodzi Ralushai (Manager: Research), Mr Elliot Seake (Manager: Office of the CEO), Mr Frans Sechele (Manager: Education and Training Quality Assurance), Ms Josephine Singaram (Acting Executive Manager: Strategic and Planning and Manager: Skills Planning), Mr Avelamadoda Stofile (Manager: Supply Chain Management)

Communications Officers: Mr Nthate Mokgele (Manager: Information and Communications Technology), Ms Clara Vilankulu (Manager: Marketing and Communications)

FINANCIAL INFORMATION*	2023/24	2022/23	2021/22
AUDIT OUTCOME	Qualified	Disclaimer	Financially Unqualified
FINANCIAL POSITION	R'000	R'000	R'000
Current Assets	2 516 236	2 165 183	1 883 325
Non-Current Assets	22 310	13 687	3 501
Total Assets	2 538 546	2 178 870	1 886 826
Current Liabilities	129 285	125 497	138 059
Non-Current Liabilities	-	-	-
Total Liabilities	129 285	125 497	138 059
Total Net Assets	2 409 261	2 053 373	1 748 767
FINANCIAL PERFORMANCE			
Total Revenue	1 103 540	963 056	896 984
Exchange Transactions	178 371	80 864	29 790
Non-Exchange Transactions	925 169	882 192	867 194
Total Expenditure	(747 653)	(660 851)	(524 890)
Employee Costs	(84 896)	(79 105)	(93 018)
Surplus/(Deficit) for Year	355 887	302 207	372 094

Refer to p13 for more information on sources, methodology and definitions.

*Refer to nationalgovernment.co.za for a copy of the full Annual Report. **Total of Unauthorised, Irregular, Fruitless & Wasteful Expenditure.

TABLE OF BOOKMARKS

FINANCIAL INFORMATION*	2023/24	2022/23	2021/22
CASH FLOW			
Operating Activities	286 117	287 399	397 350
Investing Activities	(1 011 965)	(11 849)	(2 475)
Cash & Equivalents - Year End	1 423 504	2 149 352	1 873 802
UIFW EXPENDITURE**	51 760	86 453	41 642

HUMAN RESOURCES	2023/24	2022/23	2021/22
Posts Approved	126	134	132
Posts Filled	111	119	117

MANUFACTURING, ENGINEERING AND RELATED SERVICES SECTOR EDUCATION AND TRAINING AUTHORITY (MERSETA)

CONTACT DETAILS

ADDRESS: Metropolitan Park, Block C, 8 Hillside Road, Parktown, Johannesburg, 2193
TEL: 0861 637 738
WEB: www.merseta.org.za
EMAIL: info@merseta.org.za



OVERVIEW

The Manufacturing, Engineering and Related Services Sector Education and Training Authority (merSETA) is one of 21 Sector Education and Training Authorities (SETAs) established to promote skills development in terms of the Skills Development Act of 1998 (as amended). The 21 SETAs broadly reflect different sectors of the South African economy. MerSETA encompasses manufacturing, engineering and related services.

The various industry sectors are covered by five chambers within the merSETA: metal and engineering; auto-manufacturing; motor retail and component manufacturing; tyre manufacturing; and plastics industries. Together, the five subsectors comprise approximately 44 000 companies, with a workforce of approximately 600 000. The total levy income is approximately R600 million.

The merSETA, like all other SETAs, plays a central role in making sure that the National Skills Development Strategy (NSDS) is fulfilled. MerSETA does not collect levies but instead receives collected levies from the Department of Higher Education and Training. Seventy percent of the levies is disbursed as grants and 10% is kept for administration. MerSETA does not train, instead it facilitates the process of training by paying grants, registering moderators and assessors, identifying scarce skills, accrediting providers, monitoring the quality of training, and implementing projects to close the skills gap.

OFFICE BEARERS

Board Members: Ms Kirtida Bhana, Mr Jacobus de Beer, Ms Jeanne Esterhuizen, Mr Elias Kubeka, Dr Lesley Lee, Dr Alex Mashilo, Mr Siboniso Mdlentshe, Mr Thapelo Molapo, Mr Renai Moothlal, Ms Ruth Ntlakotse, Ms Thandeka Phiri, Mr Louis van Huyssteen
Chief Executive Officer: Mr Wayne Adams
Chief Financial Officer: Mrs Disa Mpande
Senior Management: Mr Rajesh Jock (Executive: Corporate Services), Ms Sebolelo Nomvete (Executive: Strategy and Research)
Communications Officers: Ms Temana Masekela

FINANCIAL INFORMATION*	2023/24	2022/23	2021/22
AUDIT OUTCOME	Qualified	Qualified	Financially Unqualified
FINANCIAL POSITION	R'000	R'000	R'000
Current Assets	5 720 028	5 335 176	4 893 988
Non-Current Assets	9 689	11 130	11 851
Total Assets	5 729 717	5 346 306	4 905 839
Current Liabilities	431 567	519 080	362 686
Non-Current Liabilities	-	-	-
Total Liabilities	431 567	519 080	362 686
Total Net Assets	5 298 150	4 827 226	4 543 153
FINANCIAL PERFORMANCE			
Total Revenue	2 188 611	1 892 183	1 645 798
Exchange Transactions	444 405	287 538	207 004
Non-Exchange Transactions	1 744 206	1 604 645	1 438 794
Total Expenditure	(1 717 687)	(1 608 110)	(1 311 778)
Employee Costs	(172 742)	(158 231)	(137 653)
Surplus/(Deficit) for Year	470 924	284 073	334 020
CASH FLOW			
Operating Activities	396 339	478 713	381 670
Investing Activities	(4 696)	(3 900)	(2 537)
Cash & Equivalents - Year End	5 702 539	5 310 896	4 836 082
UIFW EXPENDITURE**	2 976	1 314 333	3 813

HUMAN RESOURCES	2023/24	2022/23	2021/22
Posts Approved	217	242	240
Posts Filled	208	215	225

MEDIA, INFORMATION AND COMMUNICATION TECHNOLOGIES SECTOR EDUCATION AND TRAINING AUTHORITY (MICT SETA)

CONTACT DETAILS

ADDRESS: Gallagher House, Gallagher Convention Centre, 19 Richards Drive, Halfway House, Midrand, 1685
TEL: 011 207 2600/3
WEB: www.mict.org.za
EMAIL: info@mict.org.za



mictseta Media, Information and Communication Technologies Sector Education and Training Authority

Accelerating quality skills towards an information savvy society

OVERVIEW

The Media, Information and Communication Technologies Sector Education and Training Authority (MICT SETA) is a skills development institution established in terms of the Skills Development Act of 1998, to generate, facilitate and accelerate the processes of quality skills development at all levels in the MICT sector in South Africa. The MICT sector is made up of five subsectors that are interconnected but also quite distinct and identifiable in their own right. These are: advertising, film and electronic media, electronics, information technology and telecommunications. The MICT SETA intends to engage in learning programmes and quality assurance of education and training of

implemented learning initiatives, which lead to employment and new venture creation, while at the same time engaging in programmes that assist in bridging the digital divide, especially in rural areas.

OFFICE BEARERS

Board Members: Ms Rochelle Blaauw, Ms Nomonde Gongxeka-Seopa, Mr Viwe James, Ms Ntombikayise Khumalo, Mr Lesiba Langa, Mr Tebogo Mamorobela, Mr Sontaga Mantlhakga, Ms Nozibele Mlambo, Mr Thabo Mofokeng, Ms Ayanda Mqela, Mr Loyiso Tyira, Mr Siphso Zwane

Refer to p13 for more information on sources, methodology and definitions.

*Refer to nationalgovernment.co.za for a copy of the full Annual Report. **Total of Unauthorised, Irregular, Fruitless & Wasteful Expenditure.

TABLE OF BOOKMARKS

Chief Executive Officer: Mr Matome Madibana
Chief Financial Officer: Mr Mthenjwa Mseleku
Senior Management: Ms Sanele Baloyi (Senior Manager: Monitoring and Evaluation), Mr Asbalom Mahlangu (Senior Manager: Corporate Services), Ms Bontle Mokoena (Senior Manager: Sector Skills Planning), Ms Natalie Nelson (Senior Manager: ETQA), Mr Ernest Nemugavhini (Senior Manager: Learning Programmes), Mr Moloti Nkune (Chief Information Officer), Ms Nokwanda Qezu (Board Secretary), Ms Gugu Sema (Senior Manager: 4IR)
Communications Officers: Ms Xabiso Matshikiza (Marketing and Communications Manager)

FINANCIAL INFORMATION*	2023/24	2022/23	2021/22
AUDIT OUTCOME	Clean Audit	Clean Audit	Financially Unqualified
FINANCIAL POSITION	R'000	R'000	R'000
Current Assets	787 119	667 671	653 475
Non-Current Assets	11 664	11 466	14 369
Total Assets	798 783	679 137	667 844
Current Liabilities	159 784	142 894	148 020
Non-Current Liabilities	-	-	-
Total Liabilities	159 784	142 894	148 020
Total Net Assets	638 999	536 243	519 824

FINANCIAL INFORMATION*	2023/24	2022/23	2021/22
FINANCIAL PERFORMANCE			
Total Revenue	1 212 999	1 139 435	1 025 312
Exchange Transactions	54 113	34 155	14 817
Non-Exchange Transactions	1 158 886	1 105 280	1 010 495
Total Expenditure	(1 110 243)	(1 128 624)	(758 389)
Employee Costs	(66 321)	(57 762)	(63 132)
Surplus/(Deficit) for Year	102 756	10 811	266 923
CASH FLOW			
Operating Activities	124 865	21 033	301 691
Investing Activities	(4 660)	(4 145)	(905)
Cash & Equivalents - Year End	781 360	661 155	644 267
UIFW EXPENDITURE**	125	1 340	3 579
HUMAN RESOURCES			
Posts Approved	145	137	137
Posts Filled	135	120	132

MINING QUALIFICATIONS AUTHORITY (MQA)

CONTACT DETAILS

ADDRESS: 7 Anerley Road, Parktown

TEL: 011 547 2600

WEB: mqa.org.za

EMAIL: info@mqa.org.za

OVERVIEW

The mission of the Mining Qualifications Authority (MQA) is to ensure that the mining and minerals sector has sufficient competent people who will improve health and safety, employment equity, and increase productivity standards.

The Authority's strategic objectives are to: promote efficient and effective governance and administration; improve skills development planning and decision-making through research; promote work-based skills development to support transformation in the mining and minerals sector; facilitate access to occupationally-directed learning programmes for the unemployed; support community training initiatives to access economic opportunities; and ensure the delivery of quality learning programmes in the mining and minerals sector.

OFFICE BEARERS

Board Members: Ms Anne Atlee, Ms Sanelisiwe Dlamini-Mthethwa, Ms Breggie Elizabeth Howes, Viwe James, Ms Johanna Janse van Vuuren, Olehile Kgware, Maboswaneng Malaza, Mr Reuben Gibb Motlou, Mr Kenneth Netshiombo, Mr Ogodiseng Senye, Mr Franz Stehring, Mr Tshepo Tihapane

Chief Executive Officer: Mr T Mashongoane

Chief Financial Officer: Mr K Sebudubudu (Acting)

Chief Operations Officer: Mr X Njikelana (Acting)

Senior Management: Mr Joseph Komane (Manager: Skills Development and Research), Ms C Maila (Executive Manager: Stakeholder Relations), Ms Zodwa Mashinini (Learning Programmes: Strategic), Mr M Mavhungu (Executive Manager: Corporate Services), Mr Robert Mukhari (Manager: Quality Assurance), Ms Xolisa Njikelana (Manager: Learning Programmes and Projects), Mr Obed Nkoane (Project Manager: Work Integrated Learning), Mr Bafedile Raseroka (Acting Manager: Processes Operations), Ms Nonceba Singiswa (Manager: Risk, Monitoring and Evaluation), Ms S Xaba (Acting: Chief Risk, Monitoring and Evaluation Officer)

Communications Officers: Ms Amanda Masilo



FINANCIAL INFORMATION*	2023/24	2022/23	2021/22
AUDIT OUTCOME	Clean Audit	Clean Audit	Clean Audit
FINANCIAL POSITION	R'000	R'000	R'000
Current Assets	1 043 946	1 120 533	1 088 724
Non-Current Assets	67 494	66 798	49 894
Total Assets	1 111 440	1 187 330	1 138 618
Current Liabilities	370 800	332 758	282 278
Non-Current Liabilities	-	-	-
Total Liabilities	370 800	332 758	282 278
Total Net Assets	740 641	854 572	856 340
FINANCIAL PERFORMANCE			
Total Revenue	1 676 457	1 593 902	1 384 615
Exchange Transactions	86 519	68 563	45 643
Non-Exchange Transactions	1 589 938	1 525 340	1 338 972
Total Expenditure	(1 790 190)	(1 614 156)	(1 344 731)
Employee Costs	(100 297)	(94 959)	(78 672)
Surplus/(Deficit) for Year	(113 932)	(20 359)	39 865
CASH FLOW			
Operating Activities	(47 529)	12 546	37 601
Investing Activities	(7 358)	(3 979)	(2 071)
Cash & Equivalents - Year End	1 034 353	1 089 241	1 080 674
UIFW EXPENDITURE**	19	20 534	61
HUMAN RESOURCES			
Posts Approved	147	147	157
Posts Filled	123	126	119

Refer to p13 for more information on sources, methodology and definitions.

*Refer to nationalgovernment.co.za for a copy of the full Annual Report. **Total of Unauthorised, Irregular, Fruitless & Wasteful Expenditure.

TABLE OF BOOKMARKS

PUBLIC SERVICE SECTOR EDUCATION AND TRAINING AUTHORITY (PSETA)

CONTACT DETAILS

ADDRESS: Woodpecker Building, Hillcrest Office Park, 177 Dyer Road, Hillcrest, Pretoria, 0083
TEL: 012 423 5700
WHATSAPP: 067 425 1519
WEB: pseta.org.za
EMAIL: Communications@pseta.org.za



OVERVIEW

The Public Service Sector Education and Training Authority (PSETA) is a statutory body entrusted with driving skills development across the public sector. As mandated by the Skills Development Act and aligned with the National Skills Development Plan (NSDP) 2030, PSETA plays a critical role in shaping a professional, ethical and capable public service workforce.

As the designated sector education and training authority, PSETA leads transversal functions across national and provincial departments, legislatures, public entities and government-exclusive institutions. It ensures that skills planning, programme development and quality assurance are strategically aligned with the state's evolving needs.

Through its value chain – spanning research and skills planning, programme design, quality assurance, stakeholder partnerships, and performance monitoring – PSETA ensures the public sector is equipped with the right skills to deliver on government priorities. It develops qualifications, accredits providers, certifies learners, and supports critical programmes like learnerships, internships and artisan development.

As a trusted authority, PSETA is committed to driving impactful, inclusive and sustainable skills development that strengthens institutional capacity and supports service delivery excellence across the public sector.

OFFICE BEARERS

Chief Executive Officer: Ms Bontle Lerumo
Chief Financial Officer: Mr Phumudzo Mbulaheni
Chief Operations Officer: Ms Shivanthini Nagalingam-Potter
Senior Management: Ms Lungiswa Mafukela (Manager: Quality Assurance), Mr Mokoto Makaepa (Manager: Learning Programmes), Ms Ursula Mathonsi (Manager: Supply Chain Management), Ms Nana Mngoma (Manager: Projects), Adv Siphokazi Moleshe (Corporate Services Executive), Mr Phuti Mphaga (Manager: ICT), Mr Carleb Nxumalo (Manager: Human Capital Management), Ms Vivian Selauli (Chief Audit Executive)

Communications Officers: Ms Ntombi Fomana (Manager: Stakeholder Management and Communication), Ms Lavehalesani Mainganye

FINANCIAL INFORMATION*	2023/24	2022/23	2021/22
AUDIT OUTCOME	Clean Audit	Clean Audit	Clean Audit
FINANCIAL POSITION	R'000	R'000	R'000
Current Assets	131 601	130 926	126 504
Non-Current Assets	6 350	8 576	9 240
Total Assets	137 951	139 502	135 744
Current Liabilities	26 511	12 368	11 612
Non-Current Liabilities	-	-	-
Total Liabilities	26 511	12 368	11 612
Total Net Assets	111 440	127 134	124 132
FINANCIAL PERFORMANCE			
Total Revenue	138 673	136 408	128 391
Exchange Transactions	12 044	7 934	4 202
Non-Exchange Transactions	126 629	128 474	124 189
Total Expenditure	(154 367)	(133 406)	(119 205)
Employee Costs	(46 424)	(39 109)	(40 631)
Surplus/(Deficit) for Year	(15 694)	3 002	9 186
CASH FLOW			
Operating Activities	2 585	9 399	1 514
Investing Activities	(2 036)	(5 082)	(6 657)
Cash & Equivalents - Year End	129 722	129 173	124 856
UIFW EXPENDITURE**	-	229	520
HUMAN RESOURCES	2023/24	2022/23	2021/22
Posts Approved	65	65	64
Posts Filled	48	51	48

SAFETY AND SECURITY SECTOR EDUCATION AND TRAINING AUTHORITY (SASSETA)

CONTACT DETAILS

ADDRESS: Building 2, Waterfall Corporate Campus, 74 Waterfall Drive, Midrand
TEL: 011 087 5555/5500
WEB: www.sasseta.org.za
EMAIL: callcentre@sasseta.org.za



OVERVIEW

The Safety and Security Sector Education and Training Authority (SASSETA) serves the safety and security environment of South Africa with the facilitation of skills development and qualifications. It promotes a culture of ongoing learning, and creates opportunities for skills transfer for all South Africans seeking recognised industry qualifications.

OFFICE BEARERS

Board Members: Mr Willem Stephanus Conradie, Ms Nontembeko Gloria Luzipo, Adv Mbuso Majozi, Mr Robert Mashau, Ms Felicia Mashoene, Ms Motlalepula Margaret Molefe, Mr Tsundzuka Moyana, Mr Khumbulani Moyo, Ms Zandile Pakati, Mr Eric Tshilambavhuma, Dr Bongwiwe Matilda Zulu
Chief Executive Officer: Mr Thamsanqa Mdontswa
Chief Financial Officer: Mr Ikalafeng Diale
Senior Management: Ms Juwayria Amod (Executive Manager: Learning Programmes), Mr Vukani Memela (Executive Manager: Research, Skills Planning and Reporting, Monitoring and Evaluation)

Communications Officers: Ms Mpho Majatladi (Manager: Marketing and Communications), Ms Tsholofelo Nyamathe (Communications Practitioner)

FINANCIAL INFORMATION*	2023/24	2022/23	2021/22
AUDIT OUTCOME	Clean Audit	Clean Audit	Clean Audit
FINANCIAL POSITION	R'000	R'000	R'000
Current Assets	777 302	712 487	628 615
Non-Current Assets	23 656	27 527	32 974
Total Assets	800 959	740 015	661 589
Current Liabilities	129 545	111 245	102 482
Non-Current Liabilities	255	436	1 069
Total Liabilities	129 800	111 681	103 551
Total Net Assets	671 159	628 333	558 038

Refer to p13 for more information on sources, methodology and definitions.

*Refer to nationalgovernment.co.za for a copy of the full Annual Report. **Total of Unauthorised, Irregular, Fruitless & Wasteful Expenditure.

TABLE OF BOOKMARKS

FINANCIAL INFORMATION*	2023/24	2022/23	2021/22
FINANCIAL PERFORMANCE			
Total Revenue	655 463	601 512	525 284
Exchange Transactions	58 977	41 059	25 569
Non-Exchange Transactions	596 486	560 453	499 715
Total Expenditure	(612 637)	(531 211)	(459 774)
Employee Costs	(109 303)	(100 443)	(88 748)
Surplus/(Deficit) for Year	42 826	70 301	65 510

FINANCIAL INFORMATION*	2023/24	2022/23	2021/22
CASH FLOW			
Operating Activities	74 972	92 016	99 094
Investing Activities	(9 093)	(6 366)	(11 544)
Cash & Equivalents - Year End	761 746	696 648	611 664
UIFW EXPENDITURE**	1 256	1 058	1 110
HUMAN RESOURCES			
Posts Approved	158	191	191
Posts Filled	134	137	128

SERVICES SECTOR EDUCATION AND TRAINING AUTHORITY (SSETA)

CONTACT DETAILS

ADDRESS: 15 Sherborne Road, Parktown, Johannesburg

TEL: 011 276 9600

WEB: www.servicesseta.org.za

EMAIL: customercare@servicesseta.org.za



OVERVIEW

The Services Sector Education and Training Authority (SSETA) is responsible for the disbursement of the training levies payable by all employers. These levies are collected by the South African Revenue Service (SARS) via the Department of Higher Education and Training (DHET), and are to be disbursed through a management system motivated by skills requirement assessment and monitoring.

The SSETA ensures that the skill requirements of the services sector are identified and that adequate and appropriate skills are readily available. The SSETA contributes to the improvement of sector skills through achieving a more favourable balance between demand and supply, and ensuring that education and training: is provided subject to validation and quality assurance; meets agreed standards within a national framework; ensures that new entrants to the labour market are adequately trained; and acknowledges and enhances the skills of the current work force.

OFFICE BEARERS

Board Members: Mr Kevin Cowley, Mr Wiseman Dinwa, Ms Rendani Dlamini, Ms Jacqui Ford, Ms Noxolo Gogo, Mr Asif Jhatham, Ms Alice Karanja, Mr Andrew Madella, Ms Nokubonga Mcoyi, Mr Shadrack Motloung, Mr Themba Mtsweni, Ms Julia Teboho Nzimande, Ms Patricia Phelisiwe Sithole

Chief Executive Officer: Mr Sibusiso Dhladhla (Executive Manager: Corporate Services)

Chief Financial Officer: Mr Tsheola Matsebe

Senior Management: Ms Liesel Köstlich (Executive Manager: Core Business), Ms Mamabele Motla (Executive Manager: Strategy and Planning)

Communications Officers: Ms Duduzile Mwelase (Senior Manager: Brand Management)

FINANCIAL INFORMATION*	2023/24	2022/23	2021/22
AUDIT OUTCOME	Qualified	Qualified	Qualified
FINANCIAL POSITION			
	R'000	R'000	R'000
Current Assets	3 217 514	2 291 787	1 523 389
Non-Current Assets	121 507	136 756	168 143
Total Assets	3 339 021	2 428 543	1 691 532
Current Liabilities	424 946	513 183	367 427
Non-Current Liabilities	-	-	-
Total Liabilities	424 946	513 183	367 427
Total Net Assets	2 914 075	1 915 360	1 324 105
FINANCIAL PERFORMANCE			
Total Revenue	2 176 962	1 957 837	1 707 747
Exchange Transactions	211 248	105 135	33 819
Non-Exchange Transactions	1 965 714	1 852 702	1 673 928
Total Expenditure	(1 183 207)	(1 352 733)	(944 933)
Employee Costs	(181 107)	(167 397)	(87 253)
Surplus/(Deficit) for Year	993 755	605 104	762 814
CASH FLOW			
Operating Activities	926 761	777 699	884 307
Investing Activities	(2 627)	(6 887)	(2 854)
Cash & Equivalents - Year End	3 210 830	2 286 696	1 515 884
UIFW EXPENDITURE**	193 336	220 127	139 637
HUMAN RESOURCES			
Posts Approved	250	261	261
Posts Filled	236	250	253

TRANSPORT EDUCATION TRAINING AUTHORITY (TETA)

CONTACT DETAILS

ADDRESS: 344 Pretoria Avenue, TETA House, Randburg, Gauteng

TEL: 011 577 7000

WEB: www.teta.org.za

EMAIL: info@teta.org.za



OVERVIEW

The core mission of the Transport Education Training Authority (TETA) is to build a forward-thinking and globally competitive workforce by facilitating skills development programmes that support the outcomes of the NSDP and respond to emerging skills needs of the transport sector.

TETA's primary functions are: to develop a sector skills plan (SSP); facilitate the development, registration and implementation of learnerships, skills programmes and strategic initiatives; approve workplace skills plans (WSPs); disburse grants to stakeholders; and conduct quality assurance on education and training that falls within the scope of the sector.

OFFICE BEARERS

Board Members: Ms Zonke Cebekhulu, Ms Anele Kiet, Ms Solomon Mahlangu, Ms Dinah Maleka, Ms Olivia Maponya, Mr Sifunda Mogudi, Ms Norah Munyai, Ms Fezeka Ntlemeza, Mr Irvin Phenyane, Mr Matthew Ramosie, Mr Roland Setlako, Ms Nokuthula Sifunda, Hardhaw Tikum, Mr Sakie Tlou

Chief Executive Officer: Mrs Maphefo Anno-Frempong

Chief Financial Officer: Mr Nchauphe Maepa

Chief Operations Officer: Mr Famanda Shirindza

Refer to p13 for more information on sources, methodology and definitions.

*Refer to nationalgovernment.co.za for a copy of the full Annual Report. **Total of Unauthorised, Irregular, Fruitless & Wasteful Expenditure.

TABLE OF BOOKMARKS

Senior Management: Ms Mantlwane Kgobe (Manager: Performance, Monitoring and Evaluation), Adv Ishmael Malale (Company Secretary), Mr James Motha (Strategic Projects and Stakeholder Relations), Ms Sandy Ndlovu (Manager: ETQA), Ms Morongoe Nkabinde (Manager: SD and LP), Ms Kgatile Nkala (Executive Manager: Corporate Services)

Communications Officers: Mr Sabelo Mbuku, Ms Alice Mminele (Media Liaison and Corporate Communications)

FINANCIAL INFORMATION*	2023/24	2022/23	2021/22
AUDIT OUTCOME	Qualified	Qualified	Financially Unqualified
FINANCIAL POSITION	R'000	R'000	R'000
Current Assets	1 130 208	1 012 404	1 049 835
Non-Current Assets	21 118	22 313	24 302
Total Assets	1 151 326	1 034 717	1 074 137
Current Liabilities	187 754	166 691	72 265
Non-Current Liabilities	-	-	-
Total Liabilities	187 754	166 691	72 265
Total Net Assets	963 572	868 026	1 001 872

FINANCIAL INFORMATION*	2023/24	2022/23	2021/22
FINANCIAL PERFORMANCE			
Total Revenue	1 018 129	920 469	832 177
Exchange Transactions	84 222	61 668	38 249
Non-Exchange Transactions	933 907	858 801	793 928
Total Expenditure	(922 581)	(1 022 200)	(936 408)
Employee Costs	(84 842)	(76 137)	(61 790)
Surplus/(Deficit) for Year	95 548	(101 731)	(104 231)
CASH FLOW			
Operating Activities	55 781	(34 452)	(68 974)
Investing Activities	(3 563)	(3 440)	(5 042)
Cash & Equivalents - Year End	1 061 490	1 009 272	1 047 164
UIFW EXPENDITURE**	5 213	-	92 309
HUMAN RESOURCES			
Posts Approved	144	144	135
Posts Filled	121	115	108

WHOLESALE AND RETAIL SECTOR EDUCATION AND TRAINING AUTHORITY (W&RSETA)

CONTACT DETAILS

ADDRESS: Riverside Office Park, Hennops House, 1303 Heuwel Avenue, Cnr Lenchen South & Heuwel Avenue, Centurion, Pretoria

TEL: 012 622 9500

WEB: www.wrseta.org.za

EMAIL: wrseta@wrseta.org.za



OVERVIEW

The Wholesale and Retail SETA (W&RSETA) is the skills development authority in the wholesale and retail sector. The W&RSETA has contributed to the skills revolution through innovative and trailblazing programmes and projects for over 24 years, to reaffirm wholesale and retail as a major employer, one of the pillars of the South African economy, and to create self-employment opportunities. The mission of the W&RSETA is to develop a skilled, capable, competent and professional workforce to transform the wholesale and retail sector. Its vision is to be the leader in skills development in the country.

OFFICE BEARERS

Board Members: Ms Margaret Bango, Ms Nonkululeko Bogopa, Mr Sibusiso Busane, Ms Lerato Madela, Mr David Makuwa, Mr Themba Mthembu, Ms Thandeka Ntshangase, Mr Lucas Ramatlhodi, Ms Sebe Rasebitse, Mr Ross Rayners, Ms Mzimaseki Silimandlela, Mr Zibele Sokabo, Ms Zinhle Tyikwe

Chief Executive Officer: Mr Tom Mkhwanazi

Chief Financial Officer: Ms Lindiwe Nhlapo

Chief Operations Officer: Mr Siphoshe Shoba

Senior Management: Ms Lieza Blom (Senior Regional Manager: WC and NC), Mr Ben Khonyane (Senior Manager: OHS, Facilities and Security), Ms Libokanyo Khumalo (Senior Manager: Human Resources), Dr Deborah Machard (Executive: Strategic Planning, Performance and Evaluation), Mr Sindiso Malaku (Senior Regional Manager: GPS, FS and NW), Ms Rose Manyosa (Senior Manager: Finance), Mr Mxolisi Maphakela (Senior Manager: Research and Strategic Planning), Mr Barnabas Masekwameng (Information, Communication and Technology Executive), Mr Mhlengi Mkhize (Senior Manager: Monitoring and Evaluation), Mr Sunshine Ngcobo (Chief Executive: Corporate Services), Ms Masana Ngobeni (Chief Audit Executive), Ms Bridgette Zwane (Senior Regional Manager: KZN and EC)

Communications Officers: Ms Martha Shingange

FINANCIAL INFORMATION*	2023/24	2022/23	2021/22
AUDIT OUTCOME	Financially Unqualified	Financially Unqualified	Qualified
FINANCIAL POSITION	R'000	R'000	R'000
Current Assets	2 585 308	2 781 657	2 836 518
Non-Current Assets	19 971	16 456	16 392
Total Assets	2 605 279	2 798 113	2 852 910
Current Liabilities	369 211	291 149	309 211
Non-Current Liabilities	1 359	1 634	-
Total Liabilities	370 570	292 783	309 211
Total Net Assets	2 234 709	2 505 330	2 543 699
FINANCIAL PERFORMANCE			
Total Revenue	1 780 149	1 588 038	1 421 968
Exchange Transactions	199 131	168 549	98 396
Non-Exchange Transactions	1 581 018	1 419 489	1 323 572
Total Expenditure	(2 050 770)	(1 629 762)	(1 283 489)
Employee Costs	(167 570)	(164 055)	(164 411)
Surplus/(Deficit) for Year	(270 621)	(41 724)	138 479
CASH FLOW			
Operating Activities	(183 166)	(119 062)	73 550
Investing Activities	(15 073)	(9 659)	(2 946)
Cash & Equivalents - Year End	2 482 618	2 680 988	2 807 189
UIFW EXPENDITURE**	15 607	18 483	17 781
HUMAN RESOURCES			
Posts Approved	303	325	325
Posts Filled	239	258	252

Refer to p13 for more information on sources, methodology and definitions.

*Refer to nationalgovernment.co.za for a copy of the full Annual Report. **Total of Unauthorised, Irregular, Fruitless & Wasteful Expenditure.

TABLE OF BOOKMARKS

UNIVERSITIES

Name	Physical Address	Website	Telephone
Nelson Mandela Metropolitan University	University Way, Summerstrand, Gqeberha, 6011	www.mandela.ac.za	041 504 1111
North-West University	Building F1, 11 Hoffman Street, Potchefstroom, 2531	www.nwu.ac.za	018 299 1111/2222
Rhodes University	Drostdy Road, Grahamstown, Makhanda, 6139	www.ru.ac.za	046 603 8111
Sefako Makgatho Health Sciences University	Molotlegi Street, Ga-Rankuwa, Pretoria, Gauteng	www.smu.ac.za	012 521 5759/5760/4464/5060
Sol Plaatje University	Chapel Street & Bultfontein Road, Civic Centre, Kimberley, 8301	www.spu.ac.za	053 491 0000/0213
Stellenbosch University	Ryneveld Street, Stellenbosch, 7602	www.sun.ac.za	021 808 9111
University of Cape Town	Rondebosch, Cape Town, 7700	www.uct.ac.za	021 650 9111
University of Fort Hare	1 King Williams Town Road, Alice	www.ufh.ac.za	040 602 2011
University of Johannesburg	Cnr Kingsway & University Road, Auckland Park, Johannesburg, 2092	www.uj.ac.za	011 559 4555
University of KwaZulu-Natal	238 Mazisi Kunene Road, Glenwood, Durban, 4041	www.ukzn.ac.za	031 260 8596
University of Limpopo	Cnr R71 Tzaneen Road & University Street, Mankweng Township, Polokwane, Sovenga, 0727	www.ul.ac.za	015 268 9111
University of Mpumalanga	Cnr R40 & D725 Roads, Mbombela, 1200	www.ump.ac.za	013 002 0001
University of Pretoria	Cnr Lynnwood Road & Roper Street, Hatfield	www.up.ac.za	012 420 3111
University of South Africa (UNISA)	Building 14, Sunnyside Campus, Cnr Justice Mahomed & Steve Biko Streets, Sunnyside	www.unisa.ac.za	0800 00 1870
University of the Free State	205 Nelson Mandela Drive, Park West, Bloemfontein	www.ufs.ac.za	051 401 9111
University of the Western Cape	Robert Sobukwe Road, Bellville, Cape Town, 7535	www.uwc.ac.za	021 959 3900/1
University of the Witwatersrand	1 Jan Smuts Avenue, Braamfontein, Johannesburg, 2000	www.wits.ac.za	011 717 1000
University of Venda	University Road, Thohoyandou, 0950	www.univen.ac.za	015 962 8000
University of Zululand	1 Main Road, Vulindlela, KwaDlangezwa, 3886	www.unizulu.ac.za	035 902 6000

UNIVERSITIES OF TECHNOLOGY

Name	Physical Address	Website	Telephone
Cape Peninsula University of Technology	Symphony Way (off Robert Sobukwe Road), Bellville, 7530	www.cput.ac.za	021 959 6767
Central University of Technology	20 President Brand Street, Westdene, Bloemfontein, 9300	www.cut.ac.za	051 507 3911
Durban University of Technology	Steve Biko Campus, Cnr Botanic Gardens & Steve Biko Roads, Berwyn Court, Durban	www.dut.ac.za	031 373 2000
Mangosuthu University of Technology	511 Griffiths Mxenge Highway, Umlazi, Durban, 4031	www.mut.ac.za	031 907 7111
Tshwane University of Technology	Staatsartillerie Road, Pretoria West	www.tut.ac.za	086 110 2421
Vaal University of Technology	Andries Potgieter Boulevard, Vanderbijlpark	www.vut.ac.za	016 950 9000
Walter Sisulu University of Technology and Science	Nelson Mandela Drive, Mthatha, 5100	www.wsu.ac.za	047 502 2844

Refer to p13 for more information on sources, methodology and definitions.

*Refer to nationalgovernment.co.za for a copy of the full Annual Report. **Total of Unauthorised, Irregular, Fruitless & Wasteful Expenditure.

TABLE OF BOOKMARKS

PUBLIC TVET COLLEGES

Name	Physical Address	Website	Telephone
Boland TVET College	85 Bird Street, Stellenbosch	bolandcollege.com	021 741 3000/1
Buffalo City TVET College	Cnr Lukin Road & King Street, East London, Southernwood, 5200	www.bccollege.co.za	043 704 9262/01
Capricorn TVET College	16 -18 Market Street, Polokwane	capricornonline.co.za	015 230 1800
Central Johannesburg TVET College	5 Ubla Avenue (off Princess of Wales Terrace), Parktown, Johannesburg	cjc.edu.za	011 351 6000
Coastal TVET College	50051 Mfundu Mngadi Drive, KwaMakhutha	www.coastalkzn.co.za	031 905 7000/1
College of Cape Town for TVET	334 Albert Road, Salt River, Cape Town, 8000	www.cct.edu.za	021 404 6700
Eastcape Midlands TVET College	Edison Street, Uitenhage, 6230	emcol.co.za	041 995 2000
Ehlanzeni TVET College	Corporate Centre, 29 Bell Street, Mbombela, 1200	www.ehlanzenicollege.co.za	013 752 7105
Ekurhuleni East TVET College	Sam Ngema Road, 700 Scheme, Springs, 1559	eec.edu.za	011 730 6600
Ekurhuleni West TVET College	Cnr Flag & Rose-Innes Roads, Driehoek, Germiston	www.ewc.edu.za	011 323 1600
Elangeni TVET College	15 Portsmouth Road, Pinetown	www.elangeni.edu.za	031 492 4363
Esayidi TVET College	5 Nelson Mandela Drive, Port Shepstone, 4240	esayidivet.co.za	039 685 5482/3
False Bay TVET College	Main Road, Muizenberg	www.falsebaycollege.co.za	021 787 0800
Flavius Mareka TVET College	Cnr Fichardt & Bell Street, Hertzog Street, Sasolburg, 1947	www.flaviusmareka.net	016 976 0829/ 0815 Ext 4000
Gert Sibande TVET College	8A Dr Beyers Naudé Street, Standerton, 2430	gscollege.edu.za	017 712 9040/58
Goldfields TVET College	36 Buren Street, Flamingo Park, Welkom	goldfieldstvet.edu.za	057 910 6000
Ikhala TVET College	Zone D, Gwadana Drive, Ezibeleni, Queenstown, Eastern Cape, 5326	ikhala.edu.za	045 873 8800
Ingwe TVET College	Badibanise Village, Mount Frere, 5090	www.ingwecollege.edu.za	039 940 2142
King Hintsa TVET College	218 Mthatha Road, Butterworth, 4960	www.khc.edu.za	047 401 6400
King Sabata Dalindyebo TVET College	R61 Queentown Road, Cicira Village, Mthatha	ksdcollege.edu.za	047 505 1000
Lephalale TVET College	Cnr Nelson Mandela & Ngwako Ramatlhodi Street, Onverwacht	leptvetcol.edu.za	014 763 2252/1014
Letaba TVET College	1 Claude Wheatley Street, Abor Park, Tzaneen, 0850	https://www.letcol.co.za	015 307 5440
Lovedale TVET College	1 Amatola Row, King William's Town	www.lovedale.edu.za	087 238 2223
Majuba TVET College	83 Allen Street, Newcastle, 2490	www.majuba.edu.za	034 326 4888
Maluti TVET College	Mampoi Road, Phuthaditjhaba, QwaQwa, 9866	www.malutitvet.co.za	058 713 6100
Mnambithi TVET College	77 Murchison Street, Ladysmith, 3370	www.mnambithicollege.co.za	036 631 0360
Mopani South TVET College	Cnr Combretum & Haarlem Street, Phalaborwa, 1391	mopanicollege.edu.za	015 781 5725
Motheo TVET College	Cnr St Georges & Aliwal Streets, Bloemfontein, 9300	www.motheotvet.edu.za	051 041 7850
Mthashana TVET College	266 South Street, Vryheid, KwaZulu-Natal	mthashanacollege.co.za	034 980 1010
Nkangala TVET College	New Central Office, Cnr Frans & Susanna Street, Witbank	www.ntc.edu.za	013 690 1885
Northern Cape Rural TVET College	1 Steve Naude Street, Blydeville, Upington, 8800	ncrtvet.com	054 332 4711
Northern Cape Urban TVET College	35-39 Long Street, Albertynshof, Kimberley	www.ncutvet.edu.za	053 839 2060
Northlink TVET College	80 Voortrekker Road, Bellville	www.northlink.co.za	021 970 9000/ 0860 065 465

Refer to p13 for more information on sources, methodology and definitions.

*Refer to nationalgovernment.co.za for a copy of the full Annual Report. **Total of Unauthorised, Irregular, Fruitless & Wasteful Expenditure.

TABLE OF BOOKMARKS

Name	Physical Address	Website	Telephone
Orbit TVET College	Fatima Bhayat Street, Rustenburg	www.orbitcollege.co.za	014 592 7014/ 5500
Port Elizabeth TVET College	1 Richmond Park Drive, Richmond Hill, Port Elizabeth Central, Gqeberha, 6001	www.pecollege.edu.za	041 509 6000
Sedibeng TVET College	37 Voortrekker Street, Vereeniging, 1930	www.sedcol.co.za	016 422 6645/ 016 420 2520
Sekhukhune TVET College	A, Motetema-A, 0473	www.sekhukhunetvet.edu.za	013 269 0278
South Cape TVET College	46 Hibernia Street, George, 6530	sccollege.co.za	044 874 2360
South West Gauteng TVET College	0822 A Molele Street & Cnr Koma Road and Molele Street, Molapo, Johannesburg, 1860	www.swgc.co.za	010 141 1000
Taletso TVET College	761 Setlogelo Drive, Montshiwa Unit 2, Mahikeng, 2790	taletso.edu.za	018 384 2341
Thekwini TVET College	262 D'Aintree Avenue, Asherville, Durban, 4015	www.thekwini.edu.za	031 250 8200
Tshwane North TVET College	52 Pretorius Street, Pretoria Central, Pretoria, 0002	www.tnc.edu.za	012 401 1600
Tshwane South TVET College	85 Frances Baard (formerly Schoeman Street), Pretoria, 0001	tsc.edu.za	012 401 5000
Umfolozzi TVET College	58 Naboomnek, Arboretum, Richards Bay, 3900	umfolozicollege.co.za	035 902 9501
Umgungundlovu TVET College	44 Burger Street, Pietermaritzburg	www.utvet.co.za	033 341 2100/2214
Vhembe TVET College	Stand No. 203, Unit A, Sibasa, Limpopo, 0970	www.vhembecollege.edu.za	015 963 7000
Vuselela TVET College	8 Bram Fischer Street, Klerksdorp, 2571	vuselelacollege.co.za	018 406 7800
Waterberg TVET College	Cnr Totius & Hooge Street, Mokopane	www.waterbergcollege.co.za	015 492 9000
West Coast TVET College	2 Loedolf, Malmesbury, 7299	www.westcoastcollege.co.za	022 482 1143
Western College for TVET	42 Johnstone Street, Randfontein, 1759	www.westcol.co.za	011 692 4004/82

DEPARTMENT OF SCIENCE, TECHNOLOGY AND INNOVATION (DSI)

CONTACT DETAILS

ADDRESS: DST Building (Building No. 53), CSIR (South Gate Entrance),
Meiring Naudé Road, Brummeria, Pretoria

TEL: 012 843 6300

WEB: www.dsti.gov.za

EMAIL: webmaster@dst.gov.za



science & innovation

Department:
Science and Innovation
REPUBLIC OF SOUTH AFRICA

OVERVIEW

The Department of Science, Technology and Innovation (DSI) seeks to boost socio-economic development in South Africa through research and innovation. To achieve its goals, the Department provides leadership, an enabling environment and resources for science, technology and innovation. Through its programmes (administration, technology innovation, international cooperation and resources, research development and support, and socio-economic innovation partnerships) and several entities that work alongside it, the Department is accomplishing groundbreaking science and enhancing the well-being of all South Africans.

The Department was renamed from the Department of Science and Innovation to the Department of Science, Technology and Innovation on 27 September 2024.

OFFICE BEARERS

Minister: Prof Bonginkosi Emmanuel Nzimande (Minister of Science, Technology and Innovation) (ANC)

Deputy Minister: Ms Nomalungelo Gina (Deputy Minister of Science, Technology and Innovation) (ANC)

Director General: Ms Gugulethu Zwane (Acting)

Chief of Staff: Mr Toto Matshediso

Chief Financial Officer: Mr Robert Shaku

Deputy Directors General: Ms Nombuyiselo Mokoena (Corporate Services), Dr Mmboneni Muofhe (Socio-Economic Innovation Partnerships), Mr Imraan Patel (Research Development and Support),



MINISTER
PROF BE NZIMANDE



DEPUTY MINISTER
MS N GINA

Dr Rakeshnie Ramoutar-Prieschl (Acting: Technology Innovation),
Ms Gugulethu Zwane (Institutional Planning and Support)
Senior Management: Ms Lisa du Toit (Office Manager: International Cooperation and Resources), Ms Lisbeth Mlangeni (Office Manager: Office of the DG), Ms Nthabiseng Msomi (Office Manager: Deputy Director General), Mr Khayelihle Nkwanyana (Head of Office: Deputy Minister), Ms Matilda Nyalungu (Office Manager: Research Development and Support), Ms Khuliso Tharage (Office Manager: Socio-Economic Innovation Partnership), Ms Ria Vogel (Office Manager: Technology Innovation), Ms Nozipho Zambuko (Office Manager: Corporate Services)

Refer to p13 for more information on sources, methodology and definitions.

*Refer to nationalgovernment.co.za for a copy of the full Annual Report. **Total of Unauthorised, Irregular, Fruitless & Wasteful Expenditure.

TABLE OF BOOKMARKS

Communications Officers: Mr Steve Mamphekgo (Parliamentary Liaison Officer: Deputy Minister), Mr Veli Mbele (Media Liaison Officer: Minister), Ms Siphokazi Shoba (Parliamentary Liaison: Minister)
Secretaries: Ms Kalpna Jevan (Personal Assistant: Director General Institutional Cooperation and Resources), Ms Mogale Mahlaela (Personal Assistant: Corporate Services), Ms Beulah Motau (Personal Assistant: Research Development and Support), Ms Zanele Nyandeni (Personal Assistant: Director General), Ms Esther Rammutla (Personal Assistant: Minister), Ms Mmathapelo Sako (Administrative Secretary: Minister), Ms S'thembele Shongwe (Private Secretary: Deputy Minister)

FINANCIAL INFORMATION*	2023/24	2022/23	2021/22
AUDIT OUTCOME	Clean Audit	Clean Audit	Clean Audit
APPROPRIATION STATEMENT	R'000	R'000	R'000
Total Final Appropriation	10 625 896	9 241 434	9 076 550
Actual Expenditure	10 529 304	9 198 335	9 021 998
Employee Compensation	367 294	340 478	332 751
Goods and Services	281 040	219 186	152 832
Capital Assets	12 680	11 162	8 941
UIFW EXPENDITURE**	-	-	-
HUMAN RESOURCES	2023/24	2022/23	2021/22
Posts Approved	495	495	495
Posts Filled	385	393	371

ACADEMY OF SCIENCE OF SOUTH AFRICA (ASSAF)

CONTACT DETAILS

ADDRESS: 25A De Havilland Crescent, Persequor Park, Meiring Naudé Road, Lynnwood, Pretoria, Gauteng
TEL: 012 349 6600/ 6601/ 6603
WEB: www.assaf.org.za
EMAIL: info@assaf.org.za



OVERVIEW

The Academy of Science of South Africa (ASSAF) aspires to be the apex organisation for science and scholarship in South Africa, recognised and connected both nationally and internationally. Through its membership, which represents the collective voice of the most active scholars in all fields of scholarly enquiry, ASSAF aims to generate evidence-based solutions to national problems.

The mission of the Academy is to: recognise scholarly achievement and excellence in the application of scientific thinking for the benefit of society; mobilise members to ensure that they are available to contribute their expertise in the service of society; conduct systematic and evidence-based studies on issues of national importance, producing authoritative reports that have a significant impact on policy-making; promote the development of an indigenous system of South African research publications, increasing their quality, visibility, accessibility and impact; publish science-focused periodicals that will showcase the best of southern African research to a wide national and international audience; develop productive partnerships with national, regional and international organisations with a view to building its capacity in science and its application within the National System of Innovation (NSI); create diversified sources of funding for sustainable functioning and growth of a national academy; and communicate effectively with relevant stakeholders through various media and fora.

OFFICE BEARERS

President: Prof Thokozani Majazi (President and Chairperson)
Vice President: Prof Roseanne Diab, Prof Deresh Ramjugenath
Council Members: Prof Nithaya Chetty, Prof Loretta Feris, Prof Irvy (Igle) Gledhill, Prof Murray Leibbrandt, Prof Janice Limson, Prof Shireen Motala, Prof Linda Richter
Director: Prof Himla Soodyall (Executive Officer)
Treasurer: Prof Julian May

Senior Management: Mr Morakeng Chiloane (Manager: Finance), Mrs Lynette du Plessis (Human Resources Manager), Prof Christian Pirk (General Secretary), Dr Melusi Thwala (Manager: Science Advisory and Strategic Partnerships), Mrs Susan Veldsman (Manager: Scholarly Publishing)
Communications Officers: Mr Lethabo Khumalo, Ms Renate Venier, Ms Henriette Wagener

FINANCIAL INFORMATION*	2023/24	2022/23	2021/22
AUDIT OUTCOME	Clean Audit	Clean Audit	Clean Audit
FINANCIAL POSITION	R'000	R'000	R'000
Current Assets	36 960	35 610	27 739
Non-Current Assets	440	508	526
Total Assets	37 400	36 118	28 266
Current Liabilities	12 249	13 613	10 847
Non-Current Liabilities	-	-	-
Total Liabilities	12 249	13 613	10 847
Total Net Assets	25 151	22 505	17 418
FINANCIAL PERFORMANCE			
Total Revenue	44 222	41 632	38 623
Exchange Transactions	3 482	2 511	1 624
Non-Exchange Transactions	40 740	39 121	36 999
Total Expenditure	(41 576)	(36 546)	(29 521)
Employee Costs	(24 500)	(22 398)	(20 784)
Surplus/(Deficit) for Year	2 646	5 086	9 102
CASH FLOW			
Operating Activities	2 313	6 973	8 233
Investing Activities	(8 777)	(1 111)	(1 255)
Cash & Equivalents – Year End	11 940	18 404	12 542
UIFW EXPENDITURE**	-	-	-
HUMAN RESOURCES	2023/24	2022/23	2021/22
Posts Approved	31	31	42
Posts Filled	31	29	29

COUNCIL FOR SCIENTIFIC AND INDUSTRIAL RESEARCH (CSIR)

CONTACT DETAILS

ADDRESS: Meiring Naudé Road, Brummeria, Pretoria
TEL: 012 841 2911
WEB: www.csir.co.za
EMAIL: enquiries@csir.co.za



Refer to p13 for more information on sources, methodology and definitions.

*Refer to nationalgovernment.co.za for a copy of the full Annual Report. **Total of Unauthorised, Irregular, Fruitless & Wasteful Expenditure.

TABLE OF BOOKMARKS

OVERVIEW

The Council for Scientific and Industrial Research (CSIR) is a leading scientific and technology research organisation that researches and develops transformative technologies to accelerate socioeconomic prosperity in South Africa. The organisation's work contributes to industrial development and supports a capable state. The CSIR is an entity of the Department of Science and Innovation.

The organisation plays a key role in supporting the public and private sectors through directed research that is aligned with the country's priorities, the organisation's mandate and its science, engineering and technology competences. The nine high-impact sectors identified by the CSIR to achieve its aims are the following industry advancement clusters: Advanced Agriculture and Food; Next Generation Health; Future Production: Chemicals; Future Production: Mining; Future Production: Manufacturing; Defence and Security Industry and society enabling clusters; Smart Places; Smart Mobility; and Next Generation Enterprises and Institutions.

Our core values are the driving force behind our ability to conduct cutting-edge research and technological innovation to improve the quality of life of South Africans. These values make for an EPIC team - one that pursues Excellence, celebrates People, personifies Integrity, and welcomes Collaboration.

OFFICE BEARERS

Chairperson: Mr Vuyani Jarana

Board Members: Dr Yunus Ballim, Mr Mahesh Fakir, Ms Michelle Govender, Mr Maleke Joel Matolong, Dr Vuyo Mthethwa, Mr Mike Mulcahy, Ms Jules Newton, Dr Christine Render, Prof Arnold van Zyl

Chief Executive Officer: Dr Thulani Dlamini

Chief Financial Officer: Ms Estee Opperman

Senior Management: Mr Fabrizio Dionisio (Executive Manager: Business Development and Commercialisation), Ms Nomsa Dlamini (Executive Manager: Smart Mobility), Ms Anne Gabathuse (Executive Manager: Business Development and Commercialisation), Adv Esmé Kennedy (Group Executive: Legal, Compliance and Business Enablement), Mr Johan le Rous (Executive Manager: Synapse Implementation), Dr Luyolo Mabhali (Executive Manager: CSIR Future Production: Manufacturing), Mr Andile Mabindisa (Group Executive: Human Capital and Communications), Dr Sandile Malinga (Group Executive: Smart Society), Dr Setobane Mangena (CSIR Future Production: Chemicals), Dr Motodi Maserumule (Group Executive: Advanced Production and Security), Mr Siphon Mbhokota (Executive Manager: Defence and Security), Dr Nthabiseng Motete (Agriculture and Food), Dr Kaven

Naidoo (Group Executive: Business Excellence and Integration), Ms Bongi Ntsoelengoe (Executive Manager for Future Production: Mining), Dr Kenny Tenza (Executive Manager: Business Development and Commercialisation), Dr Lulama Wakaba (Executive Manager: Next-Gen Enterprises and Institutions)

Communications Officers: Mr Kulani Chauke (Manager: Media Relations), Mosima Phale (Acting Manager: Corporate Communication), Phetolo Phatsibi (Media Relations Practitioner)

FINANCIAL INFORMATION*	2023/24	2022/23	2021/22
AUDIT OUTCOME	Clean Audit	Clean Audit	Clean Audit
FINANCIAL POSITION	R'000	R'000	R'000
Current Assets	1 926 451	2 028 313	1 926 745
Non-Current Assets	816 206	794 654	747 674
Total Assets	2 742 657	2 822 967	2 674 419
Current Liabilities	1 404 407	1 525 088	1 435 535
Non-Current Liabilities	15 217	15 748	17 963
Total Liabilities	1 419 624	1 540 836	1 453 498
Total Net Assets	1 323 003	1 282 131	1 220 921
FINANCIAL PERFORMANCE			
Total Revenue	3 250 414	2 933 697	2 714 161
Exchange Transactions	99 736	114 500	59 818
Non-Exchange Transactions	3 150 678	2 819 197	2 654 343
Total Expenditure	(3 213 440)	(2 872 488)	(2 660 848)
Employee Costs	(1 803 811)	(1 710 353)	(1 563 959)
Surplus/(Deficit) for Year	36 974	43 852	53 313
CASH FLOW			
Operating Activities	(47 142)	525	50 662
Investing Activities	287 370	(171 157)	(49 536)
Cash & Equivalents - Year End	737 291	500 039	1 432 077
UIFW EXPENDITURE**	73	841	3 758
HUMAN RESOURCES	2023/24	2022/23	2021/22
Posts Approved	2 471	2 392	2 460
Posts Filled	2 271	2 205	2 209

HUMAN SCIENCES RESEARCH COUNCIL (HSRC)

CONTACT DETAILS

ADDRESS: 134 Pretorius Street, Pretoria

TEL: 012 302 2000

WEB: hsrc.ac.za



OVERVIEW

Serving South Africa for more than 50 years, the Human Sciences Research Council (HSRC) is the largest research institute in Africa focusing on the social sciences and humanities. It produces and disseminates knowledge that contributes to policies and programmes to alleviate poverty, reduce inequality, and stimulate innovations for employment creation. More than knowledge production, the HSRC works towards the uptake of research for policy and impact. Collaborations and partnerships are critical and include local, regional and international public, private and community entities.

OFFICE BEARERS

Chief Executive Officer: Prof Nicasius Achu Check (Acting Executive Head: AISA)

Deputy Chief Executive Officer: Dr Glenda Kruss van der Heever (Acting Deputy CEO: Research and Executive Head: CeSTII)

FINANCIAL INFORMATION*	2023/24	2022/23	2021/22
AUDIT OUTCOME	Clean Audit	Financially Unqualified	Qualified
FINANCIAL POSITION	R'000	R'000	R'000
Current Assets	185 039	269 922	316 788
Non-Current Assets	290 718	291 060	283 240
Total Assets	475 757	560 982	600 028
Current Liabilities	127 521	162 603	214 822
Non-Current Liabilities	1 429	1 399	1 992
Total Liabilities	128 950	164 002	216 814
Total Net Assets	346 807	396 980	382 108
FINANCIAL PERFORMANCE			
Total Revenue	598 634	765 264	589 378
Exchange Transactions	318 345	486 048	315 992
Non-Exchange Transactions	280 289	279 216	273 386
Total Expenditure	(645 076)	(753 838)	(543 230)
Employee Costs	(275 352)	(266 729)	(234 038)
Surplus/(Deficit) for Year	(46 442)	11 426	46 148

Refer to p13 for more information on sources, methodology and definitions.

*Refer to nationalgovernment.co.za for a copy of the full Annual Report. **Total of Unauthorised, Irregular, Fruitless & Wasteful Expenditure.

TABLE OF BOOKMARKS

FINANCIAL INFORMATION*	2023/24	2022/23	2021/22
CASH FLOW			
Operating Activities	(37 068)	(38 414)	9 043
Investing Activities	(30 537)	(18 290)	(19 730)
Cash & Equivalents - Year End	71 234	138 839	174 890
UIFW EXPENDITURE**	475	31 031	20 385

HUMAN RESOURCES	2023/24	2022/23	2021/22
Posts Approved	425	442	413
Posts Filled	401	391	369

NATIONAL ADVISORY COUNCIL ON INNOVATION (NACI)

CONTACT DETAILS

ADDRESS: CSIR Building 23, Meiring Naudé Road, Brummeria, Pretoria
TEL: 012 844 0252
WHATSAPP: 066 240 7317
WEB: www.naci.org.za
EMAIL: NACI@dsti.gov.za



OVERVIEW

The vision of the National Advisory Council on Innovation (NACI) is to be a leading advisory body for the government on Science, Technology and Innovation (STI) within a well-coordinated, responsive and functioning National System of Innovation (NSI).

Its mission is to provide evidence-based advice to the Minister of Science, Technology and Innovation and, through the Minister, Inter-Ministerial Committee (IMC) and Presidential Plenary for Science, Technology and Innovation (STI), and the Cabinet, on STI matters, through research expertise and stakeholder engagement.

OFFICE BEARERS

Chairperson: Mr Tilson Mphathi Manyoni
Council Members: Ms Beth Arendse, Ms Mpho Chinyolo, Mr Niezaam Davids, Dr Thulani Dlamini, Dr Oswald Franks, Dr Mmaki Jantjies, Prof Bavesh Kana, Ms Ilse Karg, Ms Funeka Khumalo, Prof Vladimir Linkov, Ms Nalini Maharaj, Mr Dheepak Maharaj, Dr Charity Mbileni-Morema, Mr Julian Mixon, Prof Lynn Morris, Mr Daniel Senzile Ndima, Prof Fulufhelo Nelwamondo, Dr Nomhle Ngwenya, Dr Anwar Vahed
Chief Executive Officer: Dr Mlungisi Cele
Senior Management: Ms Nozipho Maome (Chief Specialist: Policy Investigations), Dr Ntsane Moleleki (Senior Specialist: Policy Investigations), Dr Thiambi Netshiluvhi (Senior Specialist: Policy Analysis and Advice)
Communications Officers: Ms Thina Litshani (DD: Administration and Coordination), Mr Isaa Sihlangu (NACI Secretariat)

NATIONAL RESEARCH FOUNDATION (NRF)

CONTACT DETAILS

ADDRESS: NRF Building, South Gate CSIR Complex, Meiring Naudé Road, Brummeria, Pretoria
TEL: 012 481 4000
WEB: www.nrf.ac.za
EMAIL: info@nrf.ac.za



OVERVIEW

The National Research Foundation (NRF) is an agency of government. It receives its mandate from the National Research Foundation Act 23 of 1998, as amended, and prescribes the primary mandate of the NRF as "to contribute to national development by: a) Supporting, promoting and advancing research and human capacity development through funding and the provision of the necessary research infrastructure, in order to facilitate the creation of knowledge, innovation and development in all fields of science and technology, including humanities, social sciences and indigenous knowledge; b) Developing, supporting and maintaining national research facilities; c) Supporting and promoting public awareness of, and engagement with, science; and d) Promoting the development and maintenance of the national science system and support of government priorities".

The NRF's strategic vision is one in which knowledge and research are at the epicentre of national development. It is about a knowledge and research enterprise of which the products and effects bring about advancement of the frontiers of knowledge; improve the quality of life of the people in the country; improve the competitiveness of strategic sectors and industries of our economy; provide for better protection and preservation of our national natural heritage; and lead the elevation of the technological base of our country. All of these are carried out in order to build a better society through research.

OFFICE BEARERS

Chairperson: Prof Matlagolo Mosa Moshabela
Board Members: Mr Mark Brits, Prof Pumla Gobodo-Madikizela, Prof Glenda Gray, Ms Funeka Khumalo, Dr Len Konar, Ms Lahlane Malema,

Prof Pamela Maseko, Prof Teboho Moja, Dr Mathetha Mokonyama, Dr Ntombi Mutshekwan, Prof Nadine Petersen, Prof Refilwe Phaswana-Mafuya, Mr Mavuso Shabalala

Chief Executive Officer: Dr Fulufhelo Nelwamondo
Chief Financial Officer: Mr Bishen Singh
Senior Management: Ms Cassandra Mfana (Board Secretary), Dr Thandi Mgwebi (Group Executive: Business Advancement), Dr Gugu Moche (Group Executive: Digital Transformation and Acting DCEO: Research, Innovation Impact Support and Advancement [RIISA]), Mr Kedirang Oagile (Group Executive: Corporate Services), Dr Angus Paterson (DCEO: National Research Infrastructure Platforms [NRIP] of the National Research Foundation)
Communications Officers: Ms Tandhi Mapukata (Head of Communications)

FINANCIAL INFORMATION*	2023/24	2022/23	2021/22
AUDIT OUTCOME	Clean Audit	Clean Audit	Clean Audit
FINANCIAL POSITION	R'000	R'000	R'000
Current Assets	2 263 761	1 610 233	1 798 390
Non-Current Assets	3 219 842	2 862 514	2 712 537
Total Assets	5 483 603	4 472 747	4 510 927
Current Liabilities	2 121 225	1 491 573	1 698 124
Non-Current Liabilities	-	-	-
Total Liabilities	2 121 225	1 491 573	1 698 124
Total Net Assets	3 362 378	2 981 174	2 812 803

Refer to p13 for more information on sources, methodology and definitions.

*Refer to nationalgovernment.co.za for a copy of the full Annual Report. **Total of Unauthorised, Irregular, Fruitless & Wasteful Expenditure.

TABLE OF BOOKMARKS

FINANCIAL INFORMATION*	2023/24	2022/23	2021/22
FINANCIAL PERFORMANCE			
Total Revenue	5 264 578	4 680 788	4 466 375
Exchange Transactions	318 784	169 111	142 634
Non-Exchange Transactions	4 945 794	4 511 677	4 323 741
Total Expenditure	(4 883 374)	(4 519 690)	(4 231 522)
Employee Costs	(924 914)	(859 339)	(801 281)
Surplus/(Deficit) for Year	381 204	161 098	234 853

FINANCIAL INFORMATION*	2023/24	2022/23	2021/22
CASH FLOW			
Operating Activities	1 300 751	150 543	348 326
Investing Activities	(629 561)	(393 481)	(483 779)
Cash & Equivalents - Year End	1 125 396	454 206	697 144
UIFW EXPENDITURE**	25	-	-
HUMAN RESOURCES			
Posts Approved	1 359	1 317	1 280
Posts Filled	1 266	1 209	1 209

SOUTH AFRICAN COUNCIL FOR NATURAL SCIENTIFIC PROFESSIONS (SACNASP)

CONTACT DETAILS

ADDRESS: Innovation Hub, Enterprise Building Suite L1, Mark Shuttleworth Street, Pretoria
TEL: 012 486 500
WEB: www.sacnasp.org.za
EMAIL: sacnasp@sacnasp.org.za



OVERVIEW

The mission of the South African Council for Natural Scientific Professions (SACNASP) is to establish, direct, sustain and ensure a high level of professionalism and ethical conscience among its scientists. Their conduct should be internationally acceptable and in the broad interest of the community as outlined in the SACNASP code of conduct.

SACNASP's main objectives are to: promote the practice of the natural science professions in South Africa; ensure and administer the mandatory registration of natural scientists as required in terms of The Natural Scientific Professions Act of 2003; exercise control over the standard of conduct of professional natural scientists; monitor the standard of education and training of natural scientists; set standards for the recognition of education and training of natural scientists; and ensure that prospective registrants meet the educational standards required for registration.

OFFICE BEARERS

Chairperson: Prof KA Nephawe
Deputy Chairperson: Prof Vanessa Steenkamp
Council Members: Mr Neale Baartjes, Dr Gerhard Cilliers, Dr Roelof Coetzer, Prof Sonali Das, Prof Roseanne Diab, Prof Inger N Fabris-Rotelli, Mr Sylvester Jewell, Dr Tisetso E Lephoto, Dr Magezi K Mabaso, Dr Peaceful L Mabeta, Ms Matuloe P Masemola, Dr Mona Ben Matiwane, Prof Raseelo J Moitsheki, Prof Ntebogeng S Mokgalaka-Fleishmann, Dr Sagren Moodley, Ms Leanda-Marsha Mtshali, Prof Azwindini Muronga, Dr Khangwelo D Musetsho, Mr Bishop Ngobeli, Mr Mpho Sekgala, Dr Johann Strauss, Dr Juanita van Heerden
Chief Executive Officer: Dr N Obokoh
Chief Financial Officer: Mr Terrence Mangalana
Senior Management: Mrs Sarah van Aardt
Communications Officers: Dr Matshidiso Matabane

FINANCIAL INFORMATION*	2023/24	2022/23	2021/22
AUDIT OUTCOME	Clean Audit	Clean Audit	Clean Audit
FINANCIAL POSITION		R'000	R'000
Current Assets	38 574	36 958	35 906
Non-Current Assets	354	380	254
Total Assets	39 928	37 338	36 161
Current Liabilities	32 330	32 133	32 561
Non-Current Liabilities	-	-	-
Total Liabilities	32 330	32 133	32 561
Total Net Assets	6 598	5 205	3 600
FINANCIAL PERFORMANCE			
Total Revenue	33 406	27 809	23 797
Total Expenditure	(32 013)	(26 204)	(22 880)
Employee Costs	(9 310)	(9 809)	(8 438)
Surplus/(Deficit) for Year	1 393	1 605	917
CASH FLOW			
Operating Activities	(785)	1 715	7 650
Investing Activities	(249)	(280)	(181)
Cash & Equivalents - Year End	23 757	24 790	23 355
HUMAN RESOURCES			
Posts Filled	32	29	25

SOUTH AFRICAN NATIONAL SPACE AGENCY (SANSA)

CONTACT DETAILS

ADDRESS: Building 10, CSIR Campus, Meiring Naude Road, Brummeria, Pretoria
TEL: 012 844 0500
WEB: www.sansa.org.za
EMAIL: information@sansa.org.za



OVERVIEW

The South African National Space Agency (SANSA) was created to promote the use of space and strengthen cooperation in space-related activities while fostering research in space science, advancing scientific engineering through developing human capital, and supporting industrial development in space technologies. The research and work carried out at SANSA focuses on space science, engineering and technology that can promote development, build human capital and provide important national services. Much of this work involves

monitoring the Earth and our surrounding environment, and using the collected data to ensure that navigation, communication technology and weather forecasting services function as intended.

SANSA's head office in Pretoria oversees SANSA operations and management of the Earth Observation programme (currently based in Hartebeesthoek); the Space Operations programme (formerly the Satellite Application Centre, located in Hartebeesthoek); and the Space Science programme (formerly the Hermanus Magnetic Observatory,

Refer to p13 for more information on sources, methodology and definitions.

*Refer to nationalgovernment.co.za for a copy of the full Annual Report. **Total of Unauthorised, Irregular, Fruitless & Wasteful Expenditure.

TABLE OF BOOKMARKS

located in Hermanus); as well as a newly-established Space Engineering programme situated alongside the head office. SANSA's vision is, "Accelerating space innovation for the advancement of all South African citizens, and enabling global impact". SANSA's mission is to advance South Africa's national interests by leading and pioneering in space science, technology and innovation; transforming and supporting the growth of the space industry; and collaborating globally to drive inclusive socio-economic development and a capable state.

OFFICE BEARERS

Chairperson: Mr Patrick Ndlovu

Board Members: Mr Benjamin Francois Denner, Ms Nomfuneko Majaja, Ms Lumka Msibi, Prof Azwinndini Muronga, Ms Jessie Ndaba, Adv Lindelwa Ndziba, Adv Lufuno Nevondwe, Mr Molawa Ngoetjana, Mr Tlou Ramaru, Mr Nkhangweni Rambau, Ms Charlotte Segage

Chief Executive Officer: Mr Humbulani Mudau

Chief Financial Officer: Mr Brighton Jenna

Senior Management: Mr Raoul Hodges (Executive Director: Space Science), Ms Sibingile Mazibuko (Executive Director: Enterprise Services), Prof Abel Ramoelo (Executive Director: Earth Observation), Mr Tiaan Strydom (Acting Executive Director: SANSA Space Operations)

Communications Officers: Ms Daleen Fouche (Communications Practitioner), Ms Vaneshree Maharaj (Enterprise Communication Manager), Ms Emelia Mosima (Communications Practitioner)

FINANCIAL INFORMATION*	2023/24	2022/23	2021/22
AUDIT OUTCOME	Clean Audit	Clean Audit	Clean Audit
FINANCIAL POSITION	R'000	R'000	R'000
Current Assets	864 406	390 887	331 271
Non-Current Assets	519 491	532 223	506 003
Total Assets	1 383 897	923 110	837 238
Current Liabilities	727 820	249 421	173 863
Non-Current Liabilities	-	-	-
Total Liabilities	727 820	249 421	173 863
Total Net Assets	656 076	673 689	663 410
FINANCIAL PERFORMANCE			
Total Revenue	347 694	351 843	332 776
Exchange Transactions	175 863	143 047	83 020
Non-Exchange Transactions	171 831	208 795	249 756
Total Expenditure	(365 306)	(341 564)	(298 409)
Employee Costs	(187 772)	(158 743)	(153 097)
Surplus/(Deficit) for Year	(17 612)	10 278	34 367
CASH FLOW			
Operating Activities	480 290	102 069	97 555
Investing Activities	(22 923)	(53 332)	(48 524)
Cash & Equivalents - Year End	816 696	359 329	310 592
UIFW EXPENDITURE**	-	-	1 704
HUMAN RESOURCES	2023/24	2022/23	2021/22
Posts Approved	301	267	307
Posts Filled	213	213	203

TECHNOLOGY INNOVATION AGENCY (TIA)

CONTACT DETAILS

ADDRESS: TIA House, 83 Lois Avenue, Menlyn, Pretoria

TEL: 012 472 2700

WEB: www.tia.org.za

EMAIL: customerservice@tia.org.za



OVERVIEW

The Technology Innovation Agency (TIA) is a national public entity that serves as the key institutional intervention to bridge the innovation chasm between research and development from higher education institutions, science councils, public entities, and private sector, and commercialisation.

OFFICE BEARERS

Chairperson: Mr Loyiso Tyira

Board Members: Ms Anati Judith Canca, Dr Revel Iyer, Ms Lindiwe Matlali, Ms Joy Sebenzile Matsebula, Mr Butana Andrew Mboniswa, Prof Keolebogile Motaung, Mr Thabiso Gerald Ramasike

Chief Executive Officer: Mr Ismail Abdoola (Acting)

Chief Financial Officer: Mr Ismail Abdoola

Senior Management: Mr Patrick Krappie (Executive: Innovation Enabling), Mr Kobus Louw (Board Secretary), Ms Corlette Mamabolo (Acting Executive: Corporate Services), Mr Mohohlo Molatudi (Acting Executive: Bioeconomy), Mr Reshleu Rampershad (Acting Executive: Commercialisation)

Communications Officers: Mr Vusi Langa (Head: Marketing and Communications)

FINANCIAL INFORMATION*	2023/24	2022/23	2021/22
FINANCIAL PERFORMANCE			
Total Revenue	680 169	789 117	635 034
Exchange Transactions	220 738	330 747	635 034
Non-Exchange Transactions	459 431	458 370	-
Total Expenditure	(692 618)	(752 747)	(612 441)
Employee Costs	(124 139)	(115 912)	(107 945)
Surplus/(Deficit) for Year	(12 449)	36 370	22 593
CASH FLOW			
Operating Activities	156 484	(1 300)	6 899
Investing Activities	(2 307)	(1 078)	3 723
Cash & Equivalents - Year End	588 029	433 852	436 230
UIFW EXPENDITURE**	3 456	9 217	292
HUMAN RESOURCES	2023/24	2022/23	2021/22
Posts Approved	193	193	190
Posts Filled	145	145	145

FINANCIAL INFORMATION*	2023/24	2022/23	2021/22
AUDIT OUTCOME	Financially Unqualified	Financially Unqualified	Clean Audit
FINANCIAL POSITION	R'000	R'000	R'000
Current Assets	604 838	443 041	450 055
Non-Current Assets	67 664	63 830	33 013
Total Assets	672 502	506 871	483 068
Current Liabilities	429 024	338 169	328 664
Non-Current Liabilities	115 900	28 675	56 672
Total Liabilities	544 924	366 844	385 336
Total Net Assets	127 578	140 027	102 732

Refer to p13 for more information on sources, methodology and definitions.

*Refer to nationalgovernment.co.za for a copy of the full Annual Report. **Total of Unauthorised, Irregular, Fruitless & Wasteful Expenditure.

TABLE OF BOOKMARKS

DEPARTMENT OF SOCIAL DEVELOPMENT (DSD)

CONTACT DETAILS

ADDRESS: 134 Pretorius Street, HSRC Building, Pretoria
TEL: 012 312 7653 / 0800 60 1011
WEB: www.dsd.gov.za
EMAIL: nfo@dsd.gov.za

OVERVIEW

The mission of the Department of Social Development is to enable the poor, the vulnerable and the excluded within South African society to secure a better life for themselves, in partnership with them and with all those who are committed to building a caring society.

The Department has the following primary core functions: management and oversight over social security, encompassing social assistance and social insurance policies, which aim to prevent and alleviate poverty in the event of life cycle risks such as loss of income due to unemployment, disability, old age or death occurring; and developmental social welfare services, which provide support to reduce poverty, vulnerability and the impact of HIV/AIDS through sustainable development programmes, in partnership with implementing agents such as State-Funded Institutions, Non-Governmental Organisations (NGOs), Community-Based Organisations (CBOs) and Faith-Based Organisations (FBOs).

OFFICE BEARERS

Minister: Ms Nokuzola Gladys Tolashe (Minister of Social Development) (ANC)

Deputy Minister: Mr Mogamad Ganief Ebrahim Hendricks (Deputy Minister of Social Development) (AL JAMA-AH)

Director General: Mr Peter Netshipale (Acting)

Chief of Staff: Mr Abram Phahlamohlaka (Acting)

Chief Financial Officer: Mr Fanie Esterhuizen (Acting)

Deputy Directors General: Mr Thabani Buthelezi (Strategy and Organisational Transformation), Ms Siza Magangoe (Acting: Welfare Services Policy Development and Implementation Support), Ms Mpho Mngxitama (Acting: Community Development), Ms Lumka Oliphant (Acting: Corporate Support Services), Ms Brenda Sibeko (Comprehensive Social Security)

Senior Management: Ms Sebina Hlapolosa (Office of the Minister), Ms Mathuto Motumi (Office of the Deputy Minister), Mr Motsoakgomo Papi Nkoli (Office of the Minister), Mr Abram Phahlamohlaka (Head of Office: Minister), Ms Vuyeya Segooa (Office of the Deputy Minister)



social development

Department:
Social Development
REPUBLIC OF SOUTH AFRICA



MINISTER
MS NG TOLASHE



DEPUTY MINISTER
MR MGE HENDRICKS



ACTING DIRECTOR GENERAL
MR P NETSHIPALE

Communications Officers: Mr MM Machubeng (Deputy Information Officer), Ms Makhosazana Mavuso (Media Liaison: Deputy Minister), Mr L Mchunu (Information Officer), Ms Sharlene Naiker (Media Liaison: Minister), Mr K Ndaba (Deputy Information Officer), Ms M Nkhetoha (Deputy Information Officer)

Secretaries: Ms Judy Booysen (Ministerial Secretary), Ms Hlanganani Mathonsi (Ministerial Secretary: Deputy Minister)

FINANCIAL INFORMATION*	2023/24	2022/23	2021/22
AUDIT OUTCOME	Financially Unqualified	Clean Audit	Financially Unqualified
APPROPRIATION STATEMENT	R'000	R'000	R'000
Total Final Appropriation	261 023 927	248 208 635	235 014 402
Actual Expenditure	259 366 518	241 749 207	233 135 861
Employee Compensation	521 762	512 875	494 641
Goods and Services	377 750	470 582	383 134
Capital Assets	10 703	9 210	18 898
UIFW EXPENDITURE**	6 009	18 542	15 097
HUMAN RESOURCES	2023/24	2022/23	2021/22
Posts Approved	1 032	887	980
Posts Filled	850	740	755

NATIONAL DEVELOPMENT AGENCY (NDA)

CONTACT DETAILS

ADDRESS: 26 Wellington Road, Parktown, Johannesburg, 2193
TEL: 011 018 5500
WEB: www.nda.org.za
EMAIL: info@nda.org.za



OVERVIEW

The National Development Agency's (NDA) mandate is to: contribute towards the eradication of poverty and its causes by granting funds to civil society organisations for the purpose of implementing development projects of poor communities and strengthening the institutional capacity of other civil society organisations that provide services to poor communities; promote consultation, dialogue and sharing of development experience between civil society organisations and relevant organs of state; debate development policy; and undertake research and publications aimed at providing the basis for development policy.

OFFICE BEARERS

Chairperson: Ms Nozabelo Ruth Bhengu

Deputy Chairperson: Chief Livhuwani Matsila

Board Members: Mr Thembinkosi Matthews Josopu, Ms Sibongile Mncwabe, Ms Nomthandazo Lichie Moyo, Ms Happy Ralinala, Ms Tanya T Smith

Chief Executive Officer: Mr Thabani Buthelezi (Acting)

Chief Financial Officer: Mr Solomon Shingange (Acting)

Chief Operations Officer: Ms Susan Loveness Khumalo

Senior Management: Mr Simon Baloyi (Acting: Development Management and Research Executive), Ms Reekeletseng L Hlapolosa (Executive: Corporate Services), Ms Hajra Mansour (Chief Internal Audit Executive), Adv Kesiamo Molo (Acting: Company Secretary), Mr Ben Morule (Senior Manager: Office of the CEO)

Communications Officers: Ms Makgodu Tsehloane (Marketing and Communications Manager)

Refer to p13 for more information on sources, methodology and definitions.

*Refer to nationalgovernment.co.za for a copy of the full Annual Report. **Total of Unauthorised, Irregular, Fruitless & Wasteful Expenditure.

TABLE OF BOOKMARKS

FINANCIAL INFORMATION*	2023/24	2022/23	2021/22
AUDIT OUTCOME	Financially Unqualified	Clean Audit	Financially Unqualified
FINANCIAL POSITION	R'000	R'000	R'000
Current Assets	84 073	103 224	150 249
Non-Current Assets	6 726	8 734	8 357
Total Assets	90 799	111 958	158 606
Current Liabilities	59 093	74 838	79 546
Non-Current Liabilities	-	-	-
Total Liabilities	59 093	74 838	79 546
Total Net Assets	31 706	37 121	79 060

FINANCIAL INFORMATION*	2023/24	2022/23	2021/22
FINANCIAL PERFORMANCE			
Total Revenue	227 045	238 057	275 111
Exchange Transactions	5 754	6 664	4 308
Non-Exchange Transactions	221 291	231 393	270 803
Total Expenditure	(228 743)	(261 902)	(229 681)
Employee Costs	(142 198)	(150 496)	(143 639)
Surplus/(Deficit) for Year	(1 698)	(23 845)	45 430
CASH FLOW			
Operating Activities	(16 503)	(43 022)	24 468
Investing Activities	(2 977)	(3 843)	(1 313)
Cash & Equivalents – Year End	82 373	101 853	148 719
UIFW EXPENDITURE**	930	594	705
HUMAN RESOURCES			
Posts Approved	194	197	191
Posts Filled	184	181	184

SOUTH AFRICAN COUNCIL FOR SOCIAL SERVICE PROFESSIONS (SACSSP)

CONTACT DETAILS

ADDRESS: 37 Annie Botha Avenue, Riveria, Pretoria

TEL: 012 356 8300

WEB: www.sacssp.co.za

EMAIL: support1@sacssp.co.za

OVERVIEW

The mission of the South African Council for Social Service Professions (SACSSP) is to serve the best interests of the social service practitioners, professions and service users by regulating, leading and promoting the social service professions in an innovative and responsive manner.

The objectives of the Council are to: strive for social justice through the promotion and enhancement of developmental social welfare; determine strategic policy with regard to the professions under the Council's auspices, for matters such as finance, education, registration, ethics and professional conduct, disciplinary procedures, acts to be performed by the professions, interprofessional matters, and maintenance of professional competence; coordinate the activities of the social service professional boards and act as an advisory and communicatory body for such professional boards; control and exercise authority regarding finances; promote and regulate interprofessional liaison between social service professions in the interest of the public; assist in the promotion of social services; protect and promote the interests of the social service professions; consult and liaise with relevant authorities on matters affecting the professional boards in general; control and exercise general authority in respect of matters affecting social service education and training, and the manner in which the practices pursued in the promotion of social services to the population of the country are exercised; promote liaison in social service education and training, and promote and quality-assure the standards of such education and training; and advise the Minister on any matter falling within the scope of the Act in order to support the universal norms and values of the social service professions, with the emphasis on professional practice, democracy, transparency, equity, accessibility and community involvement.

OFFICE BEARERS

President: Prof Rembuluwani Paul Mbedzi

Vice President: Mr Murendeneni Muridili

Council Members: Dr Zurina Abdulla, Dr Janet Merle Allsopp, Mr Francisco Gerard Cornelius, Ms Lesley Sharon Du Toit, Mr Alfred Harris, Ms Thembisa Jimana, Ms Civil Legodu, Prof Kgashane Johannes Malesa, Mr Sdumo Masilela, Prof Ntombifikile Margarete Mazibuko, Dr Rembuluwani Paul Mbedzi, Ms Caroline Tshepe Mokhele, Ms Jocomina Malebo Mokone, Dr Seithathi Maria Motebang, Mr Murendeneni Muridili, Mr Xolani Shabangu, Mr Bishop Dishupeng Thibela, Ms Nicolette Marguerite van der Walt, Mr Andre Viviers

Registrar: Mr Selekta Hitler Sekhitla

Professional Board for Social Work: Mr Nqaba Khanyakwezwe Bhembe, Adv Derrick Jeffrey Block, Mr Frans Lesetja Manthosi, Mr Bethuel Pusetso Mokoena, Mr Malekutu Lafter Molawo, Ms Makau Winnie Lindi Morake, Dr Varoshini Subramoney Nadesan, Mr Sydney Ngoveni, Dr Elizabeth Ivy Smit, Ms Alida Frances Strydom, Ms Jessie Annie Thompson

Professional Board for Child and Youth Care Work: Ms Samantha Evette Baron, Mr Robert Lucky-Boy Jacobs, Mrs Lesiba Phineas Molepo, Mr Muchuchi Donald Nghonyama, Mr Kuhle Ntintili, Mr Simphiwe Siyabonga Nzama, Adv Lulamile Lester Peter, Dr Patrick Modiri Shole, Ms Charlene Singh, Mr Benny Sithole

Senior Management: Mrs Annah Madonsela (Professional Conduct Manager), Ms Octavia Malombo (Registrations Manager), Mr Koena Ngoepe (Finance and Administration Manager), Ms Pertunia Nkosi (Education, Training and Development Manager)

Communications Officers: Ms Lungelwa Yandisa Mbuzo (Communications and Public Relations Practitioner)

Secretary: Mrs Elizabeth Mogole (PA to the Registrar)

SOUTH AFRICAN SOCIAL SECURITY AGENCY (SASSA)

CONTACT DETAILS

ADDRESS: SASSA House, 501 Prodinsa Building,

Cnr Steve Biko & Pretorius Streets, Pretoria

TEL: 012 400 2000 / 0800 601 011

WEB: www.sassa.gov.za

EMAIL: GrantEnquiries@sassa.gov.za

OVERVIEW

The vision of the South African Social Security Agency (SASSA) is to be a leader in the delivery of social security services. The mission of the Agency is to provide social security and related services to eligible people in South Africa.



sassa
SOUTH AFRICAN SOCIAL SECURITY AGENCY

OFFICE BEARERS

Chief Executive Officer: Mr Themba Matlou (Acting CEO)

Chief Financial Officer: Mr Tsakeriwa Chauke

Senior Management: Mr Jabulani Makondo (Acting: Chief Information Officer), Mr Moses Mbedhli (General Manager: Internal Audit),

Refer to p13 for more information on sources, methodology and definitions.

*Refer to nationalgovernment.co.za for a copy of the full Annual Report. **Total of Unauthorised, Irregular, Fruitless & Wasteful Expenditure.

TABLE OF BOOKMARKS

Ms Rappaahle Ramokgopa (Executive Manager: Strategy and Business Development), Mr Brenton van Vrede (Executive Manager: Grants Administration), Mr Mdumiseni Zulu (General Manager: Corporate Services)

Regional Executive Managers: Mr Bandile Maqetuka (Eastern Cape), Ms Karabelo Mojanaga (Acting: Northern Cape), Ms Zodwa Mvulane (Limpopo and North West), Mrs Claudie Thamo Mzobe (KwaZulu-Natal), Mr Michael Nhlangothi (Acting: Western Cape), Ms Nkele Ntlhe (Acting: Free State), Ms Rachel Setshedi (Acting: Gauteng)

Communications Officers: Mr Paseka Letsatsi (Spokesperson)

FINANCIAL INFORMATION*	2023/24	2022/23	2021/22
AUDIT OUTCOME	Financially Unqualified	Financially Unqualified	Financially Unqualified
FINANCIAL POSITION	R'000	R'000	R'000
Current Assets	1 719 859	1 949 277	2 180 431
Non-Current Assets	1 122 368	943 495	785 507
Total Assets	2 842 227	2 892 772	2 965 939
Current Liabilities	903 098	983 065	627 708
Non-Current Liabilities	381	116	-
Total Liabilities	1 938 748	983 180	627 708
Total Net Assets	1 938 748	1 909 591	2 338 230

FINANCIAL INFORMATION*	2023/24	2022/23	2021/22
FINANCIAL PERFORMANCE			
Total Revenue	7 621 093	7 842 701	8 029 836
Exchange Transactions	48 244	67 122	44 565
Non-Exchange Transactions	7 572 849	7 415 579	7 985 271
Total Expenditure	(7 297 598)	(7 132 528)	(7 225 909)
Employee Costs	(3 488 176)	(3 373 847)	(3 181 678)
Surplus/(Deficit) for Year	322 090	345 668	820 989
CASH FLOW			
Operating Activities	333 190	786 332	736 915
Investing Activities	(283 251)	(245 357)	(99 286)
Cash & Equivalents - Year End	1 671 003	1 913 324	2 146 715
UIFW EXPENDITURE**	35 048	22 117	56 255
HUMAN RESOURCES			
Posts Approved	18 730	18 667	18 725
Posts Filled	7 442	7 542	7 742

DEPARTMENT OF SPORT, ARTS AND CULTURE (DSAC)

CONTACT DETAILS

ADDRESS: Sechaba House, 202 Madiba Street, Pretoria

TEL: 012 441 3000

WEB: www.dsac.gov.za

EMAIL: info@dsac.gov.za



sport, arts & culture

Department:
Sport, Arts and Culture
REPUBLIC OF SOUTH AFRICA

OVERVIEW

The mission of the Department of Sport, Arts and Culture (DSAC), is to provide an enabling environment for the sport, arts and culture (SAC) sector to foster an active, creative, winning and socially cohesive nation.

OFFICE BEARERS

Minister: Mr Gayton McKenzie (Minister of Sport, Arts and Culture) (PA)

Deputy Minister: Ms Bertha Peace Mabe (Deputy Minister of Sport, Arts and Culture) (ANC)

Director General: Dr Cynthia Khumalo (Acting)

Chief of Staff: Nontsikelelo Pule

Chief Financial Officer: Mr Israel Mokgwamme

Deputy Directors General: Dr Cynthia Khumalo (Arts, Culture Promotion and Development), Mr Lebogang Mogoera (Acting), Vusithemba Ndima (Heritage Promotion and Preservation), Ms Mandisa Tshikwatamba (Corporate Services)

Chief Directors: Lisa Combrinck (National Language Service), Puleng Kekana (NARSA), Tinyiko Khosa (International Cooperation and Donor Coordination), Ms Zoleka Lamati (Human Resource Management and Development Services), Mr Irwin Langeveld (Heritage), Tsholofelo Lejaka (Cultural Development), Ntombifuthi Mahlobo (Strategic Management, Monitoring and Evaluation), Simphiwe Mncube (Winning Nation), Lebogang Mogoera (Infrastructure), Sizakele Shongwe (Social Cohesion and Nation Building), Teboho Thebehae (Active Nation), Ms Zimasa Velaphi (Head: Communication and Marketing)

Senior Management: Mr Chade Kramer (Acting Spokesperson: Office of the Minister of Sport, Arts and Culture), Ms Bridgette Mbonambi (Community Outreach Officer: Minister), Mr Nokubonga Ramalepe (Director: Office of the DG)

Communications Officers: Ms Nnaniki Malesa (Director: Marketing Communication Services), Lemarco Mitchell (Cabinet and Parliamentary Liaison Officer), Ms Kate Molete (Deputy Director: Website Management), Ms Phatheka Ntanta (Deputy Director: Communication), Ms Cassidy Rangata-Jacobs (Ministerial Liaison Officer), Ms Mmatlhame Raseleka (Deputy Director: Marketing)

Secretaries: Ms Marilise Francis (Personal Assistant: Minister), Ms Palesa Molefe (Personal Assistant: Deputy Minister), Ms Andra Roets (Personal Secretary: Director General)



MINISTER
MR G MCKENZIE



DEPUTY MINISTER
MS BP MABE



ACTING
DIRECTOR GENERAL
DR C KHUMALO

FINANCIAL INFORMATION*	2023/24	2022/23	2021/22
AUDIT OUTCOME	Financially Unqualified	Financially Unqualified	Financially Unqualified
APPROPRIATION STATEMENT	R'000	R'000	R'000
Total Final Appropriation	6 157 655	6 306 420	5 758 871
Actual Expenditure	6 065 375	6 236 666	5 643 660
Employee Compensation	375 696	353 383	335 949
Goods and Services	618 608	691 925	507 821
Capital Assets	82 377	84 117	56 285
UIFW EXPENDITURE**	2 485	-	59 722
HUMAN RESOURCES			
Posts Approved	720	712	670
Posts Filled	587	566	538

Refer to p13 for more information on sources, methodology and definitions.

*Refer to nationalgovernment.co.za for a copy of the full Annual Report. **Total of Unauthorised, Irregular, Fruitless & Wasteful Expenditure.

BLIND SA

CONTACT DETAILS

ADDRESS: 5 Fuchs Street, Alrode, Alberton
TEL: 011 839 1793
WEB: blindsa.org.za
EMAIL: ceo@blindsa.org.za



OVERVIEW

The mission of Blind SA is to promote the interests of all blind people by: combating poverty; empowering blind people by, amongst others, the provision of Braille, the distribution of information, and the provision of other developmental services (members of member organisations of Blind SA enjoy preference); and acting as a pressure group with regard to any matter concerning blind people.

Blind SA's objectives are to: focus on a specific topic and target a particular sector, over and above general awareness raising, by using its own publications, the public media, serving and networking with other organisations, participating in public forums, and making representations to government, including submissions on legislation; assist workers to sustain their jobs and to gain promotion through appropriate training and acquisition of work-related equipment and information; help blind students to obtain special equipment, study material, transport and reader services, and bursaries; make interest-free loans available from its revolving fund for the purchase of word- and study-related equipment and for household goods; produce Braille to order for schools, university students and individual adults in all the official languages of South Africa, and produce other important products, including magazines, calendars, postal code books, timetables, broadcasting and motor rally schedules, agendas, minutes, and reports; offer a Braille tutoring service; provide orientation and mobility training; provide appropriate, reliable information about the world around us by using Braille, ink print, audio tape, the Internet, the telephone and computer discs; provide Blind SA publications; provide various forms of social and cultural activity and upliftment; look after the interests of retired workers and of the large number of South Africans who lose their sight in later life; cater for the needs of elderly persons; and address all issues regarding the education of blind and partially sighted learners.

OFFICE BEARERS

President: Mr Christo De Klerk
Vice President: Mr Thakhani Masuka
Council Members: Mr Eric Gama (Chairperson: Accessible Publication, Equipment and Assistive Devices), Ms Mpini Lethage (Chairperson: Women and GBVF), Mr Sello Mabusela (Chairperson: Economic

Empowerment Committee), Mr Lungile Mdingi (Chairperson: Advocacy and Information), Ms Bawinile Mduyvelwa (Chairperson: Education and Early Childhood Development), Mr Jonas Ndlovu (Chairperson: Youth)
Chief Executive Officer: Mr Jace Nair
Treasurer: Mr Tommie Lehmkhul
Senior Management: Mr Federick Greeff (Patron and Honorary Life President), Mr Teboho Lehasa (HOD: Training), Ms Refiloe Maake (Manager: Finance), Mr Ofentse Manyane (Manager: Braille Services), Mr Jonas Ntini (Accounts)
Communications Officers: Ms Karin Gouws (HOD: Funding and Communications Department and B-BBEE Compliance), Ms Busi Mokhari (PA to the CEO), Ms Cindy Zulu (HR Manager)

FINANCIAL INFORMATION*	2023/24	2022/23	2021/22
AUDIT OUTCOME	Qualified	Qualified	Qualified
FINANCIAL POSITION	R'000	R'000	R'000
Current Assets	1 925	2 952	7 607
Non-Current Assets	14 919	16 034	13 129
Total Assets	16 844	18 986	20 736
Current Liabilities	1 068	2 933	916
Non-Current Liabilities	1 338	1 877	2 000
Total Liabilities	2 405	4 810	2 916
Total Net Assets	14 439	14 175	17 820
FINANCIAL PERFORMANCE			
Total Revenue	29 343	26 226	26 048
Exchange Transactions	n/a	19 419	12 945
Non-Exchange Transactions	n/a	6 807	13 103
Total Expenditure	(29 080)	(29 869)	(25 790)
Employee Costs	(18 180)	(17 095)	(13 478)
Surplus/(Deficit) for Year	263	(3 644)	258
CASH FLOW			
Operating Activities	3 062	(254)	1 545
Investing Activities	(1 277)	(4 448)	(1 738)
Cash & Equivalents – Year End	660	(372)	3 614

SOCIAL SERVICES

BOXING SOUTH AFRICA

CONTACT DETAILS

ADDRESS: Hatfield Forum East Building, 1077 Arcadia Street, Hatfield, Pretoria
TEL: 012 765 9600
WEB: www.boxingsa.co.za
EMAIL: mail@boxingsa.co.za



OVERVIEW

The mission of Boxing South Africa (BSA) is the effective and efficient administration and regulation of professional boxing, by: ensuring and safeguarding the health, safety and general well-being of professional boxers; promoting, marketing and sanctioning quality boxing events and tournaments to increase the sport's popularity with athletes, supporters and sponsors; credibly rating boxers and training licensees; positioning Boxing South Africa as a point of reference for international sanctioning bodies in South Africa and ensuring that BSA fulfils its role as a custodian of the best interests and concerns of all South African boxers at home and on the international front; improving the stature of national and provincial titles; and coordinating the activities of all boxing stakeholders in the country for the purposes of unifying the sporting codes and managing their expectations with integrity. Boxing SA's statutory mandate is to: give effect to the provisions of the Constitution; regulate, control and exercise general supervision over professional boxing at

tournaments in the country; protect and regulate the interests and organizational rights of boxers, trainers, managers, promoters, officials and stakeholders involved in professional boxing matters; and promote orderly collective action, boxing in the country, and the effective resolution of boxing disputes.

OFFICE BEARERS

Chairperson: Ms Ayanda Zamantungwa Khumalo
Board Members: Mr Vincent Blennies, Ms Saudah Hamad Chetty, Mr Sydney James, Mr Mthokozisi Praisegod Radebe, Mr Siyakhula Simelane, Ms Rina Subotzky
Chief Executive Officer: Mr Tsholofelo Lejaka (Acting)
Chief Financial Officer: Ms Sibongile Zulu (Acting)
Senior Management: Ms Corinne Berg, Prof Rian Cloete, Prof Steve Cornelius (Arbitration Committee), Mr Elton De Bruin, Mr Evert De Bruyn,

Refer to p13 for more information on sources, methodology and definitions.

*Refer to nationalgovernment.co.za for a copy of the full Annual Report. **Total of Unauthorised, Irregular, Fruitless & Wasteful Expenditure.

TABLE OF BOOKMARKS

Mr Aubrey Diswai, Ms Palesa Maseko, Adv Pumzo Mbana, Mr Michael Murphy, Mr Mandla Ntlanganiso (Director: Operations), Adv Matlalepule Rantho, Mr Dennis Sibuyi, Mr Mandla Tshabalala, Ms Karabo Tshabuse (Disciplinary Committee), Mr Johan Van Gaalen

Provincial Managers: Ms Siya Vabaza Boo (Eastern Cape), Mr Mlungisi Dube (KwaZulu-Natal), Mr Oupa Lubisi (Mpumalanga), Mr Lehloholo Ramagole (Gauteng and Free State and North West), Mr Mzoli Temp (Western Cape and Northern Cape)

Communications Officers: Dr Azwindini Nthangeni (BSA Spokesperson), Mr Erick Nsikayezwe Sithole

FINANCIAL INFORMATION*	2023/24	2022/23	2021/22
AUDIT OUTCOME	Qualified	Financially Unqualified	Financially Unqualified
FINANCIAL POSITION	R'000	R'000	R'000
Current Assets	6 793	9 182	12 343
Non-Current Assets	864	1 152	1 494
Total Assets	7 657	10 334	13 837
Current Liabilities	14 028	6 617	10 044
Non-Current Liabilities	7	1	-
Total Liabilities	14 034	6 618	10 044
Total Net Assets	(6 378)	3 716	3 793

FINANCIAL INFORMATION*	2023/24	2022/23	2021/22
FINANCIAL PERFORMANCE			
Total Revenue	32 915	28 261	21 541
Exchange Transactions	3 647	3 602	2 378
Non-Exchange Transactions	29 268	24 659	19 163
Total Expenditure	(43 009)	(28 338)	(22 749)
Employee Costs	(20 917)	(10 390)	(8 909)
Surplus/(Deficit) for Year	(10 093)	(77)	(1 208)
CASH FLOW			
Operating Activities	(2 723)	(4 843)	3 892
Investing Activities	(173)	(108)	(55)
Cash & Equivalents - Year End	2 854	6 252	11 655
UIFW EXPENDITURE**	2 407	1 508	1 591
HUMAN RESOURCES			
Posts Approved	16	16	16
Posts Filled	14	12	13

NATIONAL ARCHIVES AND RECORDS SERVICE OF SOUTH AFRICA (NARSSA)

CONTACT DETAILS

ADDRESS: 24 Hamilton Street, Arcadia, Pretoria

TEL: 012 441 3200

WEB: www.nationalarchives.gov.za

EMAIL: Enquiries2@dsac.gov.za

OVERVIEW

The National Archives and Records Service of South Africa (NARSSA) was established by promulgation of the National Archives and Records Service of South Africa Act 43 of 1996. This piece of legislation transformed the former State Archives Service into a National Archives and Records Service whose mission, functions and structures reflect the South African democratic political order and imperatives.

In essence, the mission of the National Archives and Records Service is to foster a national identity and the protection of rights by: preserving a national archival heritage for use by the government and people of South Africa; and promoting efficient, accountable and transparent government through the proper management and care of government records.

The Act provides for a National Archives Advisory Council to advise the Minister and the Director General of Arts and Culture on any matter relating to the operation of the Act, and to advise the National Archivist

on furthering the objects and functions of the National Archives.

The other functions of the National Archives Advisory Council as contained in the Act are to: advise and consult with the South African Heritage Resources Agency on the protection of records forming part of the National Estate; consult with the Public Protector on investigations into unauthorised destruction of records otherwise protected under the Act; and submit a business plan annually to the Minister for his approval.

OFFICE BEARERS

Deputy Director General: Mr Vusithemba Ndima (Heritage, Promotion and Preservation)

Chief Directors: Mr Puleng Kekana (National Archives and Libraries)

Directors: Mr Themba Mabaso (Bureau of Heraldry), Mr PK Ngcobo (National Archives), Ms Rose Phasha (Library Policy and Coordination)

Senior Management: Mr Nkwenkwezi Languza (Head: National Archives Repository), Ms Thulisile Lemekoana (Head: Records Management and Information Systems), Ms Thuli Lemekoana (Acting Head: Preservation), Adv Dennis Maake (Head: National Film, Video and Sound Archives)

NATIONAL ARTS COUNCIL OF SOUTH AFRICA (NAC)

CONTACT DETAILS

ADDRESS: 66 Margaret Mcingana Street, Cnr Gwigwi Mrwebi, Newtown, Johannesburg

TEL: 011 010 8886 / 0800 701 701

WEB: www.nac.org.za

EMAIL: info@nac.org.za

OVERVIEW

The mission of the National Arts Council of South Africa (NAC) is to develop and promote excellence in the arts. The Council's mandate is to: provide, and encourage the provision of, opportunities for people to practice the arts; promote the appreciation, understanding and enjoyment of the arts; promote the general application of the arts in the community; foster the expression of a national identity and consciousness by means of the arts; uphold and promote the right of any people to freedom in the practice of the arts; give the historically disadvantaged such additional help and resources as are required to give them greater access to the arts; address historical imbalances in the provision of infrastructure for the promotion of the arts; promote and facilitate national and international liaison between individuals and institutions in respect of the arts; and develop, promote and encourage excellence in the arts.

National Arts Council 
an Agency of the Department of Arts & Culture

OFFICE BEARERS

Chairperson: Mr Eugene Botha

Deputy Chairperson: Ms HRH Princess Dlamini

Council Members: Ms Charnie-Lee Adams-Kruger, Mr Clint Brink, Mr Johane Chisekula, Mr Simon Clarke, Dr Laura de Harde, Mr Zac Gordon, Mr Haroon Gunn-Saile, Dr Wandile Kasibe, Mr Simon Kekana, Dr Noncedo Khewu, Ms Nise Malange, Mr Tau Masemola, Mr Boniface Mazilazila, Ms Omphemetse Mokgosi, Mr Mochini Mokhena, Ms Siphosethu Mtamzeli, Mr Tsepo Mtwana, Ms Bernadette Muthien, Ms Pamela Ndlovu, Ms Tracey Perumal, Ms Stephanie D Silva, Mr Bongani Tembe

Chief Executive Officer: Ms Julie Diphofa (Acting)

Chief Financial Officer: Ms Reshma Bhoola (Acting)

Refer to p13 for more information on sources, methodology and definitions.

*Refer to nationalgovernment.co.za for a copy of the full Annual Report. **Total of Unauthorised, Irregular, Fruitless & Wasteful Expenditure.

TABLE OF BOOKMARKS

Senior Management: Mr Sibonelo Chauke (Acting Manager: Marketing and Communications), Ms Puleng Lesala (Senior Manager: Arts Development), Ms Florence Mohale (Manager: Human Resources), Mr Itumeleng Sikhosana (Manager: IT)

Communications Officers: Ms Lungile Khambule (Communications Officer)

FINANCIAL INFORMATION*	2023/24	2022/23	2021/22
AUDIT OUTCOME	Financially Unqualified	Financially Unqualified	Financially Unqualified
FINANCIAL POSITION	R'000	R'000	R'000
Current Assets	121 896	134 963	71 002
Non-Current Assets	25 003	23 480	18 131
Total Assets	146 899	158 443	89 132
Current Liabilities	123 191	150 309	82 137
Non-Current Liabilities	-	-	-
Total Liabilities	123 191	150 309	82 317
Total Net Assets	23 708	8 134	6 995

FINANCIAL INFORMATION*	2023/24	2022/23	2021/22
FINANCIAL PERFORMANCE			
Total Revenue	335 243	312 411	192 498
Exchange Transactions	8 047	4 136	4 251
Non-Exchange Transactions	327 196	308 275	188 247
Total Expenditure	(321 345)	(315 964)	(208 795)
Employee Costs	(23 814)	(25 501)	(25 661)
Surplus/(Deficit) for Year	13 899	(3 615)	(16 297)
CASH FLOW			
Operating Activities	(12 699)	66 001	(227 024)
Investing Activities	(1 581)	(1 987)	(106)
Cash & Equivalents - Year End	120 335	134 615	70 601
UIFW EXPENDITURE**	2 112	3 853	21 349
HUMAN RESOURCES			
Posts Approved	34	40	34
Posts Filled	28	39	28

NATIONAL FILM AND VIDEO FOUNDATION (NFVF)

CONTACT DETAILS

ADDRESS: 87 Central Street, Houghton, Johannesburg

TEL: 011 483 0880

WEB: nfvf.co.za

EMAIL: info@nfvf.co.za

OVERVIEW

The mission of the National Film and Video Foundation (NFVF) is to work with all stakeholders to support the development and promotion of the South African film industry, and to create an industry that represents our nation's aspirations and celebrates our diversity through the values of creativity, freedom of expression, entrepreneurship, equitable redress and collaboration.

The Foundation's main objectives are to: increase the number of South African films and Previously Disadvantaged Individuals (PDIs) producing them; increase audience access to South African films; increase the number of people trained in the industry, particularly in areas of scarce skills; promote the South African film industry locally and internationally; and promote social cohesion and the expression of the nation's stories through film.

OFFICE BEARERS

Chairperson: Ms Saudah Hamid

Council Members: Mr Simon Clarke, Ms Nobuntu Dubazana, Mr Tony Ferreira, Ms Andrea Gordon, Mr Sydney James, Mr Yazeed Kamaldien, Mr Chad Louw, Ms Nondumiso Madlala, Ms Omphemetse Mokgosi, Ms Siphosethu Mtamzeli, Mr Mthokozisi Radebe, Mr Leon Van Nierop

Chief Executive Officer: Ms Thobela Mayinje (Acting)

Chief Financial Officer: Mr Peter Makaneta

Senior Management: Mr Leron Adonis (Manager: Industry Training and Development), Ms Nadine Cloete (Manager: Production and Development - Non-Fiction), Ms Onke Dumeko (Operations), Ms Refiloe Hlabio (Manager: Production and Development - Fiction), Mr Mlamli Kama (Manager: Funding Administration), Mr Terrence Khumalo (Manager: Project Monitoring and Evaluation), Ms Leticia Letsholo (Temp Manager: Supply Chain), Mr Elvis Maluleke (Temp Events Coordinator), Mr Zachariah Malumedza (Temp Manager: IT), Mr Simnikiwe Mnyazi (Officer: Human Resources), Ms Lindeka Moeng (Company Secretary), Mr Lehlohonolo Mokhosi (Temp Manager: Partnerships and Distribution), Mr Gavin Mothupi (Temp Manager: Finance), Ms Amogetswe Mphela (Temp Marketing and Communications Coordinator), Mr Skhumbuzo Mvelase (Manager: Stakeholder Relations), Tshegofatso Sediane (Manager: Temp Compliance and Research), Ms Stacey Takane (Manager: Events)



Communications Officers: Ms Busisiwe Hoho (Temp Communications Officer), Ms Lerato Mokopane (Manager: Marketing and Communications), Ms Sinawe Yani (Officer: Marketing)

Secretary: Ms Maserame Senne (Acting: Receptionist), Mr Sonto Zwane (PA: Chief Executive Officer)

FINANCIAL INFORMATION*	2023/24	2022/23	2021/22
AUDIT OUTCOME	Financially Unqualified	Financially Unqualified	Financially Unqualified
FINANCIAL POSITION	R'000	R'000	R'000
Current Assets	230 356	225 745	204 875
Non-Current Assets	13 632	15 930	12 308
Total Assets	243 988	241 675	217 183
Current Liabilities	81 109	65 049	54 915
Non-Current Liabilities	45 928	54 737	64 743
Total Liabilities	127 036	119 787	117 659
Total Net Assets	116 952	121 889	99 525
FINANCIAL PERFORMANCE			
Total Revenue	364 173	345 450	251 224
Exchange Transactions	35 126	54 360	14 001
Non-Exchange Transactions	329 047	291 090	237 223
Total Expenditure	(369 089)	(322 481)	(219 713)
Employee Costs	(31 731)	(29 642)	(30 644)
Surplus/(Deficit) for Year	(4 937)	22 364	31 511
CASH FLOW			
Operating Activities	(4 602)	26 855	(70 477)
Investing Activities	(1 015)	(7 123)	(2 161)
Cash & Equivalents - Year End	215 229	220 847	201 115
UIFW EXPENDITURE**	-	1 066	3 571
HUMAN RESOURCES			
Posts Approved	40	37	40
Posts Filled	38	36	29

Refer to p13 for more information on sources, methodology and definitions.

*Refer to nationalgovernment.co.za for a copy of the full Annual Report. **Total of Unauthorised, Irregular, Fruitless & Wasteful Expenditure.

TABLE OF BOOKMARKS

NATIONAL HERITAGE COUNCIL SOUTH AFRICA (NHC)

CONTACT DETAILS

ADDRESS: 353 Festival Street, 1st Floor, Hatfield, Pretoria
TEL: 012 748 3910
WEB: www.nhc.org.za
EMAIL: enquiries@nhc.org.za



OVERVIEW

The vision of the National Heritage Council South Africa (NHC) is to be champions of African heritage towards social cohesion.

Its mission is to actively advance, promote and celebrate the country's African heritage.

OFFICE BEARERS

Chairperson: Mr Sepheu Tau Masemola

Council Members: Ms Reyhana Gani, Ms Nkululeko Khumalo, Ms Khwezi Kunene, Prof Mokgale Albert Makgopa, Mr Bernado Maralack, Mr Onkabetse Mereki, Mr Mpumelelo Bongani Mnguni, Mr Thato Mogogodi, Adv Luyanda Mpahlwa, Mr Simon Nkosi, Ms Sibongile Nzimande, Dr Eben Proos, Adv Motlatjo Ralefatane, Ms Jacelyn Xenia Scott, Mr Jabulani Sithole, Dr Natalie Skeepers, Ms Elodie Seotseng Tlhoale, Ms Buhle Tonise

Chief Executive Officer: Dr Thabo Manetsi

Chief Financial Officer: Mr Manenzhe Manenzhe

Senior Management: Ms Mathabiso Chamane (Chief Audit and Risk Officer), Mr Khwezi ka Mpumlwana (Programme Manager: Resistance and Liberation Heritage Route [RLHR]), Ms Palesa Kadi (Executive: Strategy Planning, Monitoring and Evaluation), Ms Bongiwé Magasela (Programme Manager: Funding), Mr Tshupo Moeng (Executive: Human Resources and Facilities Management), Mr Amos Mulaudzi (Programme Manager: Living Heritage and Tourism Development), Dr Mirriam Tawane (Acting Executive: Core Business), Ms Corne van Huyssteen (Manager: Supply Chain)

Secretary: Ms Charmaine Galloway (Executive Personal Assistant: CEO)

FINANCIAL INFORMATION*	2023/24	2022/23	2021/22
AUDIT OUTCOME	Qualified	Financially Unqualified	Financially Unqualified
FINANCIAL POSITION	R'000	R'000	R'000
Current Assets	229 478	167 458	96 408
Non-Current Assets	2 474	2 465	2 891
Total Assets	23 952	169 923	99 299
Current Liabilities	174 000	127 358	61 288
Non-Current Liabilities	-	-	71
Total Liabilities	174 000	127 358	61 359
Total Net Assets	57 952	42 565	37 940
FINANCIAL PERFORMANCE			
Total Revenue	100 133	79 099	74 838
Exchange Transactions	3 199	1 848	547
Non-Exchange Transactions	96 934	77 251	74 291
Total Expenditure	(84 746)	(74 475)	(56 820)
Employee Costs	(34 055)	(33 399)	(31 557)
Surplus/(Deficit) for Year	15 387	4 624	18 018
CASH FLOW			
Operating Activities	31 295	30 053	28 602
Investing Activities	(1 176)	(1 386)	(1 185)
Cash & Equivalents - Year End	135 549	105 505	76 906
UIFW EXPENDITURE**	7 029	4 609	4 534
HUMAN RESOURCES	2023/24	2022/23	2021/22
Posts Approved	71	71	55
Posts Filled	55	63	26

NATIONAL LIBRARY OF SOUTH AFRICA (NLSA)

CONTACT DETAILS

ADDRESS: 228 Johannes Ramokhoase (Proes) Street, Pretoria
TEL: 012 401 9700
WEB: www.nlsa.ac.za
EMAIL: infodesk@nlsa.ac.za



OVERVIEW

The National Library of South Africa (NLSA) is the custodian and provider of the nation's key knowledge resources. The NLSA is mandated by the National Library of South Africa Act to collect and preserve documentary heritage and to make it accessible, thereby ensuring that knowledge is preserved for posterity and that information is available to all.

The NLSA's core functions are to: build up a complete collection of published documents emanating from or relating to South Africa; maintain and extend any other collections of published and unpublished documents, with the emphasis on documents emanating from or relating to Southern Africa; promote the optimal management of collections of published documents held in South African libraries as a national resource; render a national bibliographic service and act as the national bibliographic agency; promote optimal access to published documents, nationally and internationally; provide reference and information services, nationally and internationally; act as the national preservation library and provide conservation services on a national basis; promote awareness and appreciation of the national published documentary heritage, and promote information awareness and information literacy.

OFFICE BEARERS

Chairperson: Mr Bernado Maralack

Board Members: Ms Preetha Dabideen, Ms Rochelle Marisa Daniels, Mr Lavandran Nanda Gopaul, Mr Siyabonga Perseverance Masuku, Ms Julia Norrish, Mr Matsebe Ivor Phasha, Mr Thilivhali Archibald Ramawa, Mr Andries Jacobus Smith

Chief Executive Officer: Ms Mandisa Tshikwatamba (Interim)

Chief Financial Officer: Mr Seeiso Tlali

Directors: Mr Marcus Maphile (Public Management), Ms Sonto Moleme (Business Development), Ms Nokuthula Musa (Executive Director: Core Programmes)

Communications Officers: Ms Jolene Bhadais (Executive Director: Corporate Services)

FINANCIAL INFORMATION*	2023/24	2022/23	2021/22
AUDIT OUTCOME	Qualified	Qualified	Qualified

Refer to p13 for more information on sources, methodology and definitions.

*Refer to nationalgovernment.co.za for a copy of the full Annual Report. **Total of Unauthorised, Irregular, Fruitless & Wasteful Expenditure.

TABLE OF BOOKMARKS

FINANCIAL INFORMATION*	2023/24	2022/23	2021/22
FINANCIAL POSITION	R'000	R'000	R'000
Current Assets	97 734	114 040	11 921
Non-Current Assets	80 218	82 160	79 432
Total Assets	177 952	196 200	224 353
Current Liabilities	70 887	95 391	147 447
Non-Current Liabilities	35 865	32 828	33 055
Total Liabilities	106 752	128 219	180 502
Total Net Assets	71 200	67 981	43 851
FINANCIAL PERFORMANCE			
Total Revenue	190 501	199 448	192 836
Exchange Transactions	5 345	7 352	9 468
Non-Exchange Transactions	185 156	192 096	186 368
Total Expenditure	(187 282)	(175 318)	(173 658)
Employee Costs	(72 027)	(74 982)	(83 721)
Surplus/(Deficit) for Year	3 219	24 131	19 178

FINANCIAL INFORMATION*	2023/24	2022/23	2021/22
CASH FLOW			
Operating Activities	(10 851)	(31 101)	3 856
Investing Activities	(1 838)	(7 233)	(10 448)
Cash & Equivalents - Year End	93 360	106 049	144 382
UIFW EXPENDITURE**	-	178	4 949
HUMAN RESOURCES	2023/24	2022/23	2021/22
Posts Approved	140	140	140
Posts Filled	129	135	131

PERFORMING ARTS CENTRE OF THE FREE STATE (PACOFS)

CONTACT DETAILS

ADDRESS: 12 First Avenue, Westdene, Bloemfontein, 9301

TEL: 051 447 7771

WEB: pacofs.co.za

EMAIL: info@pacofs.co.za



OVERVIEW

The Performing Arts Centre of the Free State is the flagship of theatre activities in the Free State Province, the central region of South Africa. It is a playhouse where an environment is provided for artists to practice and perform their different art forms. An annual season of classic and contemporary South African, African and international theatre productions are performed inside its theatres.

OFFICE BEARERS

Chairperson: Dr Leandi Steenkamp

Deputy Chairperson: Rev Thabiso Lancelord Mashiloane

Council Members: Ms Seipati Dichabe, Mr Thami ka Plaatjie, Ms Makhosazana Khanyile, Adv Ikaneng Mokgosi, Ms Nkosazana Mosala, Adv Charlie Naidoo

Chief Executive Officer: Mr Themba Dlamini

Chief Financial Officer: Ms Gabisile Simelani

Senior Management: Mr Mzwakhe Mabaso (Facilities), Ms Napo Masheane (Artistic Director), Mr Vuyo Mfanekiso

Communications Officers: Ms Maseeta Makgabane

FINANCIAL INFORMATION*	2023/24	2022/23	2021/22
AUDIT OUTCOME	Financially Unqualified	Financially Unqualified	Financially Unqualified
FINANCIAL POSITION	R'000	R'000	R'000
Current Assets	108 392	124 831	116 920
Non-Current Assets	34 400	11 543	9 732
Total Assets	142 792	136 374	126 652
Current Liabilities	104 657	107 959	102 123
Non-Current Liabilities	3 633	4 393	6 183
Total Liabilities	108 290	112 352	108 305
Total Net Assets	34 502	24 022	18 347
FINANCIAL PERFORMANCE			
Total Revenue	72 287	56 127	53 248
Exchange Transactions	3 689	3 020	1 960
Non-Exchange Transactions	68 598	53 107	51 288
Total Expenditure	(69 005)	(50 211)	(52 562)
Employee Costs	(38 547)	(24 743)	(26 354)
Surplus/(Deficit) for Year	3 510	5 777	(34 184)
CASH FLOW			
Operating Activities	(11 864)	10 070	11 870
Investing Activities	(16 279)	(3 299)	(419)
Cash & Equivalents - Year End	93 612	121 854	115 000
UIFW EXPENDITURE**	4 542	2	3 834
HUMAN RESOURCES	2023/24	2022/23	2021/22
Posts Approved	66	62	62
Posts Filled	61	62	62

SOUTH AFRICAN HERITAGE RESOURCES AGENCY (SAHRA)

CONTACT DETAILS

ADDRESS: 111 Harrington Street, Cape Town

TEL: 021 462 4502

WEB: www.sahra.org.za

EMAIL: info@sahra.org.za



OVERVIEW

The South African Heritage Resources Agency (SAHRA) is a statutory organisation established under the National Heritage Resources Act 25 of 1999, as the national administrative body responsible for the protection of South Africa's cultural heritage.

The Act follows the principle that heritage resources should be managed by the levels of government closest to the community. These local and provincial authorities will manage heritage resources as part of their planning process.

Refer to p13 for more information on sources, methodology and definitions.

*Refer to nationalgovernment.co.za for a copy of the full Annual Report. **Total of Unauthorised, Irregular, Fruitless & Wasteful Expenditure.

TABLE OF BOOKMARKS

In order to develop the skills and capacities of communities, heritage resource agencies will promote education and training to encourage public involvement in the identification of heritage resources, with the recording of living heritage associated with heritage and oral history as a crucial element, because much of the past is undocumented.

SAHRA creates an awareness among the people of our country of their right to conserve what they consider to be valuable heritage resources, the mechanisms for doing this, and to recognise the exciting new possibilities that the Act creates for them.

OFFICE BEARERS

Chairperson: Dr Luyanda Mpahlwa

Council Members: Mr Vincent Maumela, Mr Mandla Mdludlu, Mr Patric Tariq Mellet, Dr Vikinduku Mnculwane, Mr Benjamin Moduka, Ms Rehana Khan Parker, Mr Tsephiso Poho, Mr Khularo Ramantsi, Mr Motsaathebe Serekoane, Dr Jonathan Sharfman

Chief Executive Officer: Adv Lungisa Malgas

Chief Financial Officer: Ms Ditsietsi Alice Keta (Interim)

Senior Management: Ms Zaida Allie (Manager: Heritage Properties and Facilities), Mr Devon Bruiners (Manager: Business Development), Ms Lauren Buchanan (Manager: Built Environment), Mr Jake Harding (Manager: National Inventory), Ms Lee-Anne Henry (Manager: Internal Audit), Ms Natasha Higgitt (Manager: Development Applications), Mr Phillip Hine (Manager: Archaeology, Palaeontology and Meteorites and Maritime & Underwater Cultural Heritage), Mr Clinton Jackson (Senior Manager: Heritage Information, Policy and Skills), Ms Lesa la Grange (Manager: Policy and Skills Development), Ms Nkosazana Queenie Machete (Manager: Heritage Protection), Mr Ngqalabutho Madida (Manager: Burial Grounds and Graves), Ms Bongiwwe Madolo (Management Accountant), Ms Margaret Mazyambe (Acting Manager: Planning Monitoring and Evaluation), Ms Leomile Mofutsanyana (Acting Manager: Heritage Objects), Mr Simphiwe Mome (Head Of Legal and Company Secretary), Ms Ntombozuko Mphambani (Executive Officer: Corporate Services), Mr Sboniso Mthembu (Acting Manager: Supply Chain Management), Mr Stephen Muller (Acting Manager: ICT), Mr Ben Mwasinga (Senior Manager: Heritage Conservation Management), Ms Mamakomoreng Nkhasi-Lesaona (Executive Officer: Heritage

Resources Management), Mr Troy Phili (Manager: Repatriation and Restitution Office), Ms Masiye Pilusa (Manager: Human Resources), Mr Yazeed Sadien (Manager: Marketing and Communications), Mr Paul Tiyago (Manager: Finance)

Communications Officers: Ms Tashriqah Safter (Heritage Officer: Graphic and Marketing Officer)

FINANCIAL INFORMATION*	2023/24	2022/23	2021/22
AUDIT OUTCOME	Clean Audit	Clean Audit	Clean Audit
FINANCIAL POSITION	R'000	R'000	R'000
Current Assets	104 397	94 212	65 062
Non-Current Assets	113 181	105 344	98 683
Total Assets	217 578	199 556	163 745
Current Liabilities	68 539	59 798	30 156
Non-Current Liabilities	198	1 818	1 992
Total Liabilities	68 737	61 616	32 147
Total Net Assets	148 841	137 940	131 598
FINANCIAL PERFORMANCE			
Total Revenue	84 243	75 738	71 478
Exchange Transactions	17 027	10 025	3 956
Non-Exchange Transactions	67 215	65 713	67 522
Total Expenditure	(78 164)	(70 481)	(78 057)
Employee Costs	(47 059)	(43 396)	(44 655)
Surplus/(Deficit) for Year	6 079	5 227	(6 579)
CASH FLOW			
Operating Activities	11 785	35 028	244
Investing Activities	(4 004)	(6 254)	(1 836)
Cash & Equivalents - Year End	99 002	91 228	62 826
UIFW EXPENDITURE**	-	65	7
HUMAN RESOURCES	2023/24	2022/23	2021/22
Posts Approved	94	94	149
Posts Filled	86	85	75

SOUTH AFRICAN INSTITUTE FOR DRUG-FREE SPORT (SAIDS)

CONTACT DETAILS

ADDRESS: Belmont Office Park, Ebden House, First Floor, Belmont Road, Rondebosch, 7700

TEL: 021 686 1634

WEB: drugfreesport.org.za

EMAIL: info@saisds.org.za

**South African Institute for
Drug-Free Sport**



OVERVIEW

The mission of the South African Institute for Drug-Free Sport (SAIDS) is to detect, deter and prevent the use of prohibited substances and methods in the South African and international sporting environment that are contrary to the principles of fair play and the health and well-being of athletes.

SAIDS' strategic goals are to: conduct an effective and efficient documented doping prevention programme that is independent, unannounced, reliable, secure and suitable for the purpose of detecting and deterring the use of prohibited substances and methods; implement a comprehensive national education and awareness programme that is relevant to specific target groups, accessible, valid and measurable, for the purpose of preventing and deterring the use of prohibited substances and methods; and manage and administer the operations of the agency in a fiscally conservative manner by adopting and implementing efficiency measures and practices that are in compliance with the legislation that governs public entities.

OFFICE BEARERS

Chairperson: Dr E Nematswerani

Deputy Chairperson: Dr H Mashego

Board Members: Dr H Adams, Ms M Casey, Ms N Maharaj, Ms K Mahlangu, Dr S Manjira, Dr M Mudau, Dr SP Zulu

Chief Executive Officer: Mr Khalid Galant

Chief Financial Officer: Mr Onke Ngwane

Senior Management: Mrs Wafeekah Begg-Jassiem (Legal Manager), Mr Fahmy Galant (General Manager: Doping Control Department)

Communications Officers: Ms Anique Coetzee (Executive Assistant: CEO), Mr Khalid Galant (CEO and Information Officer), Ms Nazleema Khan (Receptionist)

Secretary: Ms Anique Coetzee (Executive Assistant: CEO)

FINANCIAL INFORMATION*	2023/24	2022/23	2021/22
AUDIT OUTCOME	Clean Audit	Clean Audit	Clean Audit
FINANCIAL POSITION	R'000	R'000	R'000
Current Assets	5 253	8 051	18 160
Non-Current Assets	1 735	2 271	1 764
Total Assets	6 988	10 322	19 924
Current Liabilities	1 848	5 876	6 305
Non-Current Liabilities	5	-	8
Total Liabilities	1 853	5 876	6 313
Total Net Assets	5 135	4 448	13 610
FINANCIAL PERFORMANCE			
Total Revenue	38 804	35 096	30 890
Exchange Transactions	7 411	5 177	2 622
Non-Exchange Transactions	31 393	29 919	28 267
Total Expenditure	(38 116)	(44 258)	(27 016)
Employee Costs	(9 268)	(9 200)	(8 707)
Surplus/(Deficit) for Year	688	(9 162)	3 875

Refer to p13 for more information on sources, methodology and definitions.

*Refer to nationalgovernment.co.za for a copy of the full Annual Report. **Total of Unauthorised, Irregular, Fruitless & Wasteful Expenditure.

TABLE OF BOOKMARKS

FINANCIAL INFORMATION*	2023/24	2022/23	2021/22
CASH FLOW			
Operating Activities	(3 026)	(10 549)	2 921
Investing Activities	(24)	(1 163)	(814)
Cash & Equivalents - Year End	2 044	5 037	16 851
UIFW EXPENDITURE**	1 745	12 635	3 399

HUMAN RESOURCES	2023/24	2022/23	2021/22
Posts Approved	18	18	18
Posts Filled	18	18	18

SOUTH AFRICAN LIBRARY FOR THE BLIND (SALB)

CONTACT DETAILS

ADDRESS: 112B High Street, Eastern Cape, Makhanda (Grahamstown), Eastern Cape
TEL: 046 622 7226
WHATSAPP: 071 460 5627
WEB: www.salb.org.za
EMAIL: marketing@salb.org.za



OVERVIEW

The South African Library for the Blind (SALB) has, since 2010 been one of the 28 entities of the Department of Sport, Arts and Culture.

The South African Library for the Blind renders a library and information service to blind and visually impaired people of South Africa by providing and production of accessible South African reading material in formats relevant to blind and visually impaired people. To ensure effective use of the reading materials, SALB also provides the blind and visually impaired constituencies with free devices and reading equipment that fit their reading requirements.

The Library's mandate is to: provide a free library and information service that is responsible to the needs of the blind and the print-handicapped user; build up a balance and appropriate collection of South African and other documents, and make them accessible for use to the blind and print-handicapped readers; SALB also produces documents in special mediums such as Braille and audio formats for use by its readers; develop standards for the production of such documents; research production methods and technology in the appropriate fields; and acquire and disseminate the technology required by blind and print-handicapped people to read.

SALB is also active in all nine provinces and has established 300 mini libraries that are services attached to public and community libraries.

OFFICE BEARERS

Chairperson: Mr X Yekani

Deputy Chairperson: Ms M Kganedi

Board Members: Mr M Buthelezi, Ms K Dubazana, Mr K Govender, Mr R Maboe, Ms D Maraka, Dr T Mosala, Dr H Mphidi

Chief Executive Officer: Dr Pateka Ntshuntshe-Matshaya

Chief Financial Officer: Mr Mlungisi Mkhayiphe

Senior Management: Ms Zamandondo Dlodla (Manager: Compliance), Mr Nixon Kwadiramwano (Information Communication Technology), Ms Pumla Mahanjana (Production and Standards), Ms Nomonde Maqubela (Library and Information Services), Mr Bongile Matini (Conditional Grant and Mini Libraries: Grant Appointee), Mr Bongile Matini (Conditional Grants), Ms Lizeka Qumza (Acting Head: Human Resources)

Communications Officers: Mr Vusumzi Mkhetsheane (Public Relations and Communication Officer)

FINANCIAL INFORMATION*	2023/24	2022/23	2021/22
AUDIT OUTCOME	Financially Unqualified	Financially Unqualified	Financially Unqualified
FINANCIAL POSITION	R'000	R'000	R'000
Current Assets	20 682	25 356	20 758
Non-Current Assets	104 679	97 433	90 679
Total Assets	125 361	122 789	11 437
Current Liabilities	9 548	7 319	7 470
Non-Current Liabilities	784	784	757
Total Liabilities	10 332	8 103	8 227
Total Net Assets	115 029	114 686	103 210
FINANCIAL PERFORMANCE			
Total Revenue	40 013	43 191	42 415
Exchange Transactions	36	24	1 009
Non-Exchange Transactions	39 977	43 167	41 406
Total Expenditure	(39 669)	(33 759)	(32 655)
Employee Costs	(16 757)	(15 525)	(15 117)
Surplus/(Deficit) for Year	343	9 400	10 752
CASH FLOW			
Operating Activities	5 414	9 315	5 215
Investing Activities	(7 971)	(5 773)	(6 002)
Cash & Equivalents - Year End	15 596	18 153	14 611
UIFW EXPENDITURE**	2 777	2 075	377
HUMAN RESOURCES	2023/24	2022/23	2021/22
Posts Approved	62	62	62
Posts Filled	48	46	49

SOUTH AFRICAN NATIONAL COUNCIL FOR THE BLIND

CONTACT DETAILS

ADDRESS: 514 White Street, Bailey's Muckleneuk, Pretoria
TEL: 012 452 3811
WHATSAPP: 060 476 1071
WEB: sancb.org.za
EMAIL: helpdesk@sancb.org.za



OVERVIEW

The vision of the South African National Council for the Blind is to facilitate a network of organisations that collaborate towards the prevention of blindness, and securing the full participation and inclusion of blind and partially sighted people in all aspects of a diverse South African society.

The SANCB's objectives are to: provide relevant services and support to South Africans with visual impairments; facilitate collaborative partnerships to serve the interests of visually impaired South Africans; advocate on behalf of people with visual impairments; develop and maintain standards for services offered to people with visual

Refer to p13 for more information on sources, methodology and definitions.

*Refer to nationalgovernment.co.za for a copy of the full Annual Report. **Total of Unauthorised, Irregular, Fruitless & Wasteful Expenditure.

TABLE OF BOOKMARKS

impairments; promote the education, training and rehabilitation relevant for the employment of people with visual impairments; help organisations for and of the blind to deliver effective and relevant services; gather and disseminate information on matters concerning visual impairment; initiate and implement projects beneficial to people with visual impairments; supply assistive devices and related technologies to people with visual impairments; preserve and restore sight and prevent blindness; work together with international organisations for the improvement of the quality of life of people with visual impairments; create awareness of the skills, capacities and abilities of people with visual impairments; and ensure that blind and partially sighted people of all ages enjoy all rights promised by the Constitution of South Africa.

OFFICE BEARERS

Chairperson: Mr Jan Mokoala

Deputy Chairperson: Adv Alan Small

Council Members: Ms Elza-Lynne Kruger (Treasurer)

Director: Mr Lewis Nzimande (National Executive Director)

Senior Management: Ms Angelina Khupe (Manager: Bureau for the Prevention of Blindness), Mr Jaco Le Roux (Manager: Finance), Ms Thapelo Mogoboya (National Secretariat and Research), Mr Thomas Simelane (Principal: Optima College)

Communications Officers: Mr Nelson Mafulo

FINANCIAL INFORMATION*	2021/22
AUDIT OUTCOME	Qualified

GALLERIES, MUSEUMS AND THEATRES

Name	Physical Address	Website	Telephone
Amazwi South African Museum of Literature	25A Worcester Street, Makhanda (Grahamstown), 6139	amazwi.museum	046 622 7042
Artscape	DF Malan Street, Foreshore, Cape Town	www.artscape.co.za	021 410 9800
Die Afrikaanse Taalmuseum en -monument	11 Pastorie Avenue, Paarl	www.taalmuseum.co.za	021 872 3441 / 021 863 0543
Ditsong: Museums of South Africa	Ga-Mohle Building, 70 WF Nkomo (Church) Street West, Pretoria	ditsong.org.za/en	012 492 5744
Freedom Park	Cnr Koch & 7th Avenue, Salvokop, Pretoria	freedompark.co.za	012 336 4000
Iziko Museums of South Africa	25 Queen Victoria Street, Cape Town, 8001	www.iziko.org.za	021 481 3800
KwaZulu-Natal Museum	237 Jabu Ndlovu Street, Pietermaritzburg, KwaZulu-Natal, 3021	www.nmsa.org.za	033 345 1404
Luthuli Museum	3233 Nokukhanya Luthuli Street, Groutville, KwaDukuza, 4450	luthulimuseum.org.za	032 559 6822
Market Theatre Foundation	138 Lillian Ngoyi Street, Newtown, Johannesburg	markettheatre.co.za	011 832 1641
National Museum, Bloemfontein	36 Aliwal Street, Bloemfontein	www.nationalmuseum.co.za	051 447 9609
Nelson Mandela Museum	Nelson Mandela Museum, Bhunga Building, Cnr Owen Street & Nelson Mandela Drive, Mthatha, Eastern Cape, 5099	www.nelsonmandelamuseum.org.za	047 501 9500
Robben Island Museum	Robben Island Museum, Cape Town	www.robben-island.org.za	021 413 4200
South African State Theatre	320 Pretorius Street, Pretoria	www.statetheatre.co.za	012 392 4000
The Playhouse Company	231 Anton Lembede Street, Durban, 4001	playhousecompany.com	031 369 9555
uMsunduzi Museum	351 Langalibalele Street, Pietermaritzburg, 3201	www.umsunduzimuseum.com	033 394 6834/5/6
War Museum of the Boer Republics	25 Monument Road, Bloemfontein	www.wmbr.org.za	051 447 3447/0079
William Humphreys Art Gallery	1 Cullinan Crescent, Civic Centre, Kimberley	www.whag.co.za	053 831 1724/5

Refer to p13 for more information on sources, methodology and definitions.

*Refer to nationalgovernment.co.za for a copy of the full Annual Report. **Total of Unauthorised, Irregular, Fruitless & Wasteful Expenditure.

INDEX OF DEPARTMENTS & ENTITIES

A		
Academy of Science of South Africa (ASSAf)	199	206
Accounting Standards Board (ASB)	90	134
African Renaissance and International Cooperation Fund (ARF)	60	135
Agrement South Africa (ASA)	62	67
Agricultural Produce Agents Council (APAC)	102	147
Agricultural Research Council (ARC)	102	156
Agricultural Sector Education and Training Authority (AgriSETA)	182	54
Air Chefs	154	90
Air Traffic and Navigation Services (ATNS)	148	149
Airports Company South Africa (ACSA)	148	
Alexkor SOC LTD	128	
Amatola Water	157	
Armaments Corporation of South Africa SOC Ltd (ARMSCOR)	14, 72	
Auditor-General South Africa (AGSA)	46	
B		
Banking Sector Education and Training Authority (BANKSETA)	183	
Blind SA	207	
Border Management Authority (BMA)	75	
Boxing South Africa	207	
Brand South Africa	56	
Breedee-Olifants Catchment Management Agency	158	
Broadband Infraco	107	
C		
Castle Control Board	72	
Central Energy Fund SOC Ltd (CEF)	129	
Centre for Public Service Innovation (CPSI)	87	
Chemical Industries Education and Training Authority (CHIETA)	184	
Civilian Secretariat for Police Service (CSPS)	80	
Commission for Conciliation, Mediation and Arbitration (CCMA)	169	
Commission for Gender Equality (CGE)	46	
Commission for the Promotion and Protection of the Rights of Cultural, Religious and Linguistic Communities	47	
Commission on Restitution of Land Rights	126	
Community Schemes Ombud Service (CSOS)	122	
Companies and Intellectual Property Commission (CIPC)	136	
Companies Tribunal	136	
Compensation Fund (CF)	169	
Competition Commission	137	
Competition Tribunal	138	
Constitutional Court of South Africa	82	
Construction Education and Training Authority (CETA)	184	
Construction Industry Development Board (CIDB)	62	
Corporation for Public Deposits	52	
Council for Geoscience (CGS)	129	
Council for Medical Schemes (CMS)	172	
Council for Scientific and Industrial Research (CSIR)	199	
Council for the Built Environment (CBE)	63	
Council on Higher Education (CHE)	178	
Cross-Border Road Transport Agency (C-BRTA)	149	
Culture, Arts, Tourism, Hospitality and Sport Sector Education and Training Authority (CATHSSETA)	185	
D		
Denel SOC Ltd	73	
Department of Agriculture (DoA)	102	
Department of Basic Education (DBE)	166	
Department of Communications and Digital Technologies (DCDT)	105	
Department of Cooperative Governance (DCoG)	57	
Department of Correctional Services (DCS)	70	
Department of Defence (DoD)	71	
Department of Electricity and Energy (DEE)	113	
Department of Employment and Labour (DEL)	168	
Department of Forestry, Fisheries and the Environment (DFFE)	117	
Department of Health (DoH)	172	
Department of Higher Education and Training (DHET)	177	
Department of Home Affairs (DHA)	73	
Department of Human Settlements (DHS)	121	
Department of International Relations and Cooperation (DIRCO)	60	
Department of Justice and Constitutional Development (DoJ&CD)	75	
Department of Land Reform and Rural Development (DLRRD)	126	
Department of Military Veterans (DMV)	71	
Department of Mineral and Petroleum Resources (DMPR)	128	
Department of Planning, Monitoring and Evaluation (DPME)	53	
Department of Police (SAPS)	79	
Department of Public Service and Administration (DPSA)	86	
Department of Public Works and Infrastructure (DPWI)	61	
Department of Science, Technology and Innovation (DSI)	198	
Department of Small Business Development (DSBD)	133	
Department of Social Development (DSD)	204	
Department of Sport, Arts and Culture (DSAC)		206
Department of Tourism (DT)		134
Department of Trade, Industry and Competition (the dtic)		135
Department of Traditional Affairs (DTA)		67
Department of Transport (DOT)		147
Department of Water and Sanitation (DWS)		156
Department of Women, Youth and Persons with Disabilities (DWYPD)		54
Development Bank of Southern Africa (DBSA)		90
Driving Licence Card Account (DLCA)		149
E		
Education Labour Relations Council (ELRC)		166
Education, Training and Development Practices Sector Education and Training Authority (ETDP SETA)		186
Electoral Commission (IEC) of South Africa		47
Energy and Water Sector Education and Training Authority (EWSETA)		186
Engineering Council of South Africa (ECSA)		64
Eskom Holdings SOC Ltd		113
Export Credit Insurance Corporation of South Africa SOC Ltd (ECIC)		138
F		
Fibre Processing and Manufacturing Sector Education and Training Authority (FP&M SETA)		187
Film and Publication Board (FPB)		108
Finance and Accounting Services Sector Education and Training Authority (FASSET)		188
Financial and Fiscal Commission (FFC)		48
Financial Intelligence Centre (FIC)		91
Financial Sector Conduct Authority (FSCA)		91
Food and Beverage Manufacturing Industry Sector Education and Training Authority (FoodBev SETA)		188
G		
Galleries, Museums and Theatres		214
Government Communication and Information System (GCIS)		55
Government Employees Medical Scheme (GEMS)		88
Government Employees Pension Fund (GEPF)		92
Government Pensions Administration Agency (GPAA)		89
Government Printing Works (GPW)		74
Government Technical Advisory Centre (GTAC)		93
H		
Health and Welfare Sector Education and Training Authority (HWSETA)		189
Health Professions Council of South Africa (HPCSA)		173
Housing Development Agency (HDA)		122
Human Sciences Research Council (HSRC)		200
I		
Independent Communications Authority of South Africa (ICASA)		106
Independent Development Trust (IDT)		67
Independent Police Investigative Directorate (IPID)		81
Independent Regulatory Board for Auditors (IRBA)		93
Industrial Development Corporation (IDC)		139
Ingonyama Trust Board		126
Inkomati-Usuthu Catchment Management Agency (IUCMA)		158
Insurance Sector Education and Training Authority (Inseta)		189
International Trade Administration Commission of South Africa (ITAC)		140
InvestSA One Stop Shop		140
iSimangaliso Wetland Park		118
J		
Judicial Inspectorate for Correctional Services (JICS)		70
Judicial Service Commission (JSC)		83
L		
Land and Agricultural Development Bank of South Africa (Land Bank)		94
Land Claims Court (LCC)		83
Legal Aid South Africa		77
Lepelle Northern Water		159
Local Government Sector Education and Training Authority (LGSETA)		190
M		
Magalies Water		159
Manufacturing, Engineering and Related Services Sector Education and Training Authority (merSETA)		191
Master of the High Court of South Africa		76
Media Development and Diversity Agency (MDDA)		57
Media, Information and Communication Technologies Sector Education and Training Authority (MICT SETA)		191
Mine Health and Safety Council (MHSC)		130
Mining Qualifications Authority (MQA)		192
Mintek		131
Municipal Demarcation Board (MDB)		49
Municipal Infrastructure Support Agent (MISA)		58
N		
National Advisory Council on Innovation (NACI)		201
National Agricultural Marketing Council (NAMC)		103

(Continued on page 217)

TenderAlerts.co.za

Get all the latest public sector tenders directly to your inbox

 TenderAlerts.co.za

HOME -

TENDERS -

CATEGORIES

MY ACCOUNT

SIGN IN

GET THE LATEST PUBLIC SECTOR TENDERS

CATEGORIES

Find tenders by service category



SMART SEARCH

Search by keyword, category, province



SIGN UP

Subscribe for as little as R5 per day



SAMPLE EMAIL

Send me a FREE sample of the daily email



MORE THAN 800 NEW TENDERS AND RFQS LISTED EVERY WEEK

4125

OPEN TENDERS

WHY SUBSCRIBE?

EFFORTLESS

Get a daily email with the latest tender opportunities as they are published

COMPREHENSIVE

We capture tenders and RFQ's from more than 800 sources

RELEVANT

Get only tenders in your chosen categories and provinces

RELIABLE

We properly categorise every tender so that you don't miss a relevant opportunity

INTELLIGENT

Search all open tenders by keyword, province, category or issuing institution

CONVENIENT

Save your searches for easy future reference

AFFORDABLE

A fraction of the price of comparable services

ADVERT FREE

Find tenders without irrelevant advertising

INDEX OF DEPARTMENTS & ENTITIES

(Continued from page 215)

National Archives and Records Service of South Africa (NARSSA)	208	Social Housing Regulatory Authority (SHRA)	125
National Arts Council of South Africa (NAC)	208	South African Airways (SAA)	153
National Assembly (NA)	38	South African Bank Note Company (RF) (Pty) Ltd	52
National Consumer Commission (NCC)	140	South African Board for Sheriffs	78
National Consumer Tribunal (NCT)	141	South African Broadcasting Corporation SOC Ltd (SABC)	109
National Council of Provinces (NCOP)	44	South African Bureau of Standards (SABS)	145
National Credit Regulator (NCR)	142	South African Civil Aviation Authority (SACAA)	154
National Development Agency (NDA)	204	South African Council for Educators (SACE)	167
National Economic Development and Labour Council (NEDLAC)	170	South African Council for Natural Scientific Professions (SACNASP)	202
National Electronic Media Institute of South Africa (NEMISA)	108	South African Council for Social Service Professions (SACSSP)	205
National Empowerment Fund (NEF)	142	South African Council for the Architectural Profession (SACAP)	64
National Energy Regulator of South Africa (NERSA)	114	South African Council for the Landscape Architectural Profession (SACLAP)	65
National Film and Video Foundation (NFVF)	209		
National Financial Ombud Scheme South Africa (NFO)	95	South African Council for the Project and Construction Management Professions (SACPCMP)	65
National Gambling Board (NGB)	143		
National Health Laboratory Service (NHLS)	174	South African Council for the Property Valuers Profession (SACPVP)	66
National Heritage Council of South Africa (NHC)	210	South African Council for the Quantity Surveying Profession (SACQSP)	66
National Home Builders Registration Council (NHBRC)	123	South African Diamond and Precious Metals Regulator (SADPMR)	132
National House of Traditional Leaders (NHTL)	68	South African Forestry Company SOC Limited (SAFCOL)	119
National Housing Finance Corporation SOC Ltd (NHFC)	124	South African Health Products Regulatory Authority (SAHPRA)	175
National Institute for the Humanities and Social Sciences (NIHSS)	178	South African Heritage Resources Agency (SAHRA)	211
National Library of South Africa (NLSA)	210	South African Human Rights Commission (SAHRC)	51
National Lotteries Commission (NLC)	143	South African Institute for Drug-Free Sport (SAIDS)	212
National Metrology Institute of South Africa (NMISA)	144	South African Law Reform Commission (SALRC)	77
National Nuclear Regulator (NNR)	115	South African Library for the Blind (SALB)	213
National Prosecuting Authority of South Africa (NPA)	76	South African Local Government Association (SALGA)	59
National Radioactive Waste Disposal Institute (NRWDI)	115	South African Maritime Safety Authority (SAMSA)	154
National Regulator for Compulsory Specifications (NRCS)	145	South African Medical Research Council (SAMRC)	176
National Research Foundation (NRF)	201	South African Mint Company (RF) (Pty) Ltd	52
National School of Government (NSG)	86	South African National Accreditation System (SANAS)	146
National Skills Fund (NSF)	179	South African National Biodiversity Institute (SANBI)	119
National Student Financial Aid Scheme (NSFAS)	180	South African National Council for the Blind	213
National Transmission Company South Africa (NTCSA)	116	South African National Energy Development Institute (SANEDI)	116
National Treasury	88	South African National Parks (SANParks)	120
National Youth Development Agency (NYDA)	55	South African National Roads Agency SOC Ltd (SANRAL)	155
O		South African National Space Agency (SANSA)	202
Office of Health Standards Compliance (OHSC)	174	South African Nuclear Energy Corporation (NECSA)	117
Office of the Chief Justice (OCJ)	82	South African Nursing Council (SANC)	176
Office of the Pension Funds Adjudicator (OPFA)	96	South African Post Office (SAPO)	110
Office of the Tax Ombud (OTO)	94	South African Postbank SOC Ltd	111
Office of the Valuer-General	127	South African Qualifications Authority (SAQA)	181
Ombud Council	95	South African Reserve Bank (SARB)	52
Ombud for Financial Services Providers (FAIS Ombud)	96	South African Revenue Service (SARS)	98
Onderstepoort Biological Products (OBP)	104	South African Social Security Agency (SASSA)	205
Overberg Water Board	160	South African Tourism	134
P		South African Veterinary Council (SAVC)	105
Pan South African Language Board (PanSALB)	49	South African Weather Service	121
Parliament	38	Special Investigating Unit (SIU)	79
Passenger Rail Agency of South Africa (PRASA)	150	State Diamond Trader	132
Performing Arts Centre of the Free State (PACOFs)	211	State Information Technology Agency (SITA)	111
Perishable Products Export Control Board (PPECB)	104	State Security Agency (SSA)	84
Petroleum, Oil and Gas Corporation of South Africa (PetroSA)	131	Statistics South Africa (Stats SA)	56
Ports Regulator of South Africa	150	Supreme Court of Appeal	84
President's Fund	78	T	
Private Security Industry Regulatory Authority (PSIRA)	81	Takeover Regulation Panel	147
Productivity SA	171	Technology Innovation Agency (TIA)	203
Property Practitioners Regulatory Authority (PPRA)	124	Telkom	112
Public Investment Corporation SOC Ltd (PIC)	97	The Presidency	53
Public Protector South Africa	50	Trans-Caledon Tunnel Authority (TCTA)	161
Public Service Commission (PSC)	51	Transnet SOC Ltd	156
Public Service Sector Education and Training Authority (PSETA)	12, 193	Transport Education Training Authority (TETA)	194
Q		TVET Colleges	197
Quality Council for Trades and Occupations (QCTO)	180	U	
R		Umalusi - Council for Quality Assurance in General and Further Education and Training	167
Railway Safety Regulator (RSR)	151	uMngeni-uThukela Water	162
Rand Water	160	Unemployment Insurance Fund (UIF)	171
Road Accident Fund (RAF)	152	Universal Service and Access Agency of South Africa (USAASA)	112
Road Traffic Infringement Agency (RTIA)	152	Universities	196
Road Traffic Management Corporation (RTMC)	153	Universities of Technology	196
S		Universities South Africa (USAf)	182
SAA Cargo	154	V	
SAA Technical	154	Vaal Central Water	162
SAA Voyager	154	W	
Safety and Security Sector Education and Training Authority (SASSETA)	193	Water Research Commission (WRC)	163
Sasria SOC Ltd	97	Wholesale and Retail Sector Education and Training Authority (W&RSETA)	195
SENTECH SOC Ltd	109	Z	
Services Sector Education and Training Authority (SSETA)	194	.za Domain Name Authority (ZADNA)	106
Small Enterprise Development and Finance Agency (SEDFA)	133		

TABLE OF BOOKMARKS

	PDF PAGE
Message from the Publisher	11
Contents	13
Methodology, Sources and Acknowledgements	15
Overview of National Government in South Africa	18
Audit Outcomes	26
Unauthorised, Irregular, Fruitless and Wasteful Expenditure	32
Elections 2024 Overview	36
Alphabetical Index of Departments and Public Entities	217
ADVERTISERS	
Armaments Corporation of South Africa (Arm Scor)	16
Bayport Financial Services	6
Bonitas	8
Cranefield College	10
Gap Infrastructure Corporation (GIC)	24
National Association of Automotive Component and Allied Manufacturers (NAACAM)	21
Northern Cape Urban TVET College	27
Public Service Sector Education and Training Authority (PSETA)	14
Sol Plaatje University	12
University of Mpumalanga (UMP)	30
Volkswagen Commercial Vehicles	4
Parliament	40
National Assembly (NA)	40
National Council of Provinces (NCOP)	46
The Presidency	55
National Departments	
Civilian Secretariat for Police Service (CSPS)	82
Department of Agriculture (DoA)	104
Department of Basic Education (DBE)	168
Department of Communications and Digital Technologies (DCDT)	107
Department of Cooperative Governance (DCoG)	59
Department of Correctional Services (DCS)	72
Department of Defence (DoD)	73
Department of Electricity and Energy (DEE)	115
Department of Employment and Labour (DEL)	170
Department of Forestry, Fisheries and the Environment (DFFE)	119
Department of Health (DoH)	174
Department of Higher Education and Training (DHET)	179
Department of Home Affairs (DHA)	75
Department of Human Settlements (DHS)	123
Department of International Relations and Cooperation (DIRCO)	62

Department of Justice and Constitutional Development (DoJ&CD)	77
Department of Land Reform and Rural Development (DLRRD)	128
Department of Military Veterans (DMV)	73
Department of Mineral and Petroleum Resources (DMPR)	130
Department of Planning, Monitoring and Evaluation (DPME)	55
Department of Police (SAPS)	81
Department of Public Service and Administration (DPSA)	88
Department of Public Works and Infrastructure (DPWI)	63
Department of Science, Technology and Innovation (DSI)	200
Department of Small Business Development (DSBD)	135
Department of Social Development (DSD)	206
Department of Sport, Arts and Culture (DSAC)	208
Department of Tourism (DT)	136
Department of Trade, Industry and Competition (the dtic)	137
Department of Traditional Affairs (DTA)	69
Department of Transport (DOT)	149
Department of Water and Sanitation (DWS)	158
Department of Women, Youth and Persons with Disabilities (DWYPD)	56
Government Communication and Information System (GCIS)	57
Government Pensions Administration Agency (GPAA)	91
Government Printing Works (GPW)	76
Independent Police Investigative Directorate (IPID)	83
National School of Government (NSG)	88
National Treasury	90
Office of the Chief Justice (OCJ)	84
State Security Agency (SSA)	86
Statistics South Africa (Stats SA)	58
Constitutional Bodies	
Auditor-General South Africa (AGSA)	48
Commission for Gender Equality (CGE)	48
Commission for the Promotion and Protection of the Rights of Cultural, Religious and Linguistic Communities	49
Electoral Commission (IEC) of South Africa	49
Financial and Fiscal Commission (FFC)	50
Independent Communications Authority of South Africa (ICASA)	108
Municipal Demarcation Board (MDB)	51
Pan South African Language Board (PanSALB)	51
Public Protector South Africa	52
Public Service Commission (PSC)	53
South African Human Rights Commission (SAHRC)	53

Judicial Institutions

Commission on Restitution of Land Rights	128
Constitutional Court of South Africa	84
Judicial Service Commission (JSC)	85
Land Claims Court (LCC)	85
Master of the High Court of South Africa	78
National Prosecuting Authority of South Africa (NPA)	78
South African Law Reform Commission (SALRC)	79
Supreme Court of Appeal	86

Public Entities / State Owned Entities

.za Domain Name Authority (ZADNA)	108
Academy of Science of South Africa (ASSAf)	201
Accounting Standards Board (ASB)	92
African Renaissance and International Cooperation Fund (ARF)	62
Agrément South Africa (ASA)	64
Agricultural Produce Agents Council (APAC)	104
Agricultural Research Council (ARC)	104
Air Traffic and Navigation Services (ATNS)	150
Airports Company South Africa (ACSA)	150
Alexkor SOC LTD	130
Amatola Water	159
Armaments Corporation of South Africa SOC Ltd (ARMSCOR)	74
Blind SA	209
Border Management Authority (BMA)	77
Boxing South Africa	209
Brand South Africa	58
Breede-Olifants Catchment Management Agency	160
Broadband Infracore	109
Castle Control Board	74
Central Energy Fund SOC Ltd (CEF)	131
Centre for Public Service Innovation (CPSI)	89
Commission for Conciliation, Mediation and Arbitration (CCMA)	171
Community Schemes Ombud Service (CSOS)	124
Companies and Intellectual Property Commission (CIPC)	138
Companies Tribunal	138
Compensation Fund (CF)	171
Competition Commission	139
Competition Tribunal	140
Construction Industry Development Board (CIDB)	64
Council for Geoscience (CGS)	131
Council for Medical Schemes (CMS)	174
Council for Scientific and Industrial Research (CSIR)	201

Council for the Built Environment (CBE)	65
Council on Higher Education (CHE)	180
Cross-Border Road Transport Agency (C-BRTA)	151
Denel SOC Ltd	75
Development Bank of Southern Africa (DBSA)	92
Driving Licence Card Account (DLCA)	151
Education Labour Relations Council (ELRC)	168
Engineering Council of South Africa (ECSA)	66
Eskom Holdings SOC Ltd	115
Export Credit Insurance Corporation of South Africa SOC Ltd (ECIC)	140
Film and Publication Board (FPB)	110
Financial Intelligence Centre (FIC)	93
Financial Sector Conduct Authority (FSCA)	93
Government Employees Medical Scheme (GEMS)	90
Government Employees Pension Fund (GEPF)	94
Government Technical Advisory Centre (GTAC)	95
Health Professions Council of South Africa (HPCSA)	175
Housing Development Agency (HDA)	124
Human Sciences Research Council (HSRC)	202
Independent Development Trust (IDT)	69
Independent Regulatory Board for Auditors (IRBA)	95
Industrial Development Corporation (IDC)	141
Ingonyama Trust Board	128
Inkomati-Usuthu Catchment Management Agency (IUCMA)	160
International Trade Administration Commission of South Africa (ITAC)	142
InvestSA One Stop Shop	142
iSimangaliso Wetland Park	120
Judicial Inspectorate for Correctional Services (JICS)	72
Land and Agricultural Development Bank of South Africa (Land Bank)	96
Legal Aid South Africa	79
Lepelle Northern Water	161
Magalies Water	161
Media Development and Diversity Agency (MDDA)	59
Mine Health and Safety Council (MHSC)	132
Mintek	133
Municipal Infrastructure Support Agent (MISA)	60
National Advisory Council on Innovation (NACI)	203
National Agricultural Marketing Council (NAMC)	105
National Archives and Records Service of South Africa (NARSSA)	210
National Arts Council of South Africa (NAC)	210
National Consumer Commission (NCC)	142
National Consumer Tribunal (NCT)	143
National Credit Regulator (NCR)	144

National Development Agency (NDA)	206
National Economic Development and Labour Council (NEDLAC)	172
National Electronic Media Institute of South Africa (NEMISA)	110
National Empowerment Fund (NEF)	144
National Energy Regulator of South Africa (NERSA)	116
National Film and Video Foundation (NFVF)	211
National Financial Ombud Scheme South Africa (NFO)	97
National Gambling Board (NGB)	145
National Health Laboratory Service (NHLS)	176
National Heritage Council of South Africa (NHC)	212
National Home Builders Registration Council (NHBRC)	125
National House of Traditional Leaders (NHTL)	70
National Housing Finance Corporation SOC Ltd (NHFC)	126
National Institute for the Humanities and Social Sciences (NIHSS)	180
National Library of South Africa (NLSA)	212
National Lotteries Commission (NLC)	145
National Metrology Institute of South Africa (NMISA)	146
National Nuclear Regulator (NNR)	117
National Radioactive Waste Disposal Institute (NRWDI)	117
National Regulator for Compulsory Specifications (NRCS)	147
National Research Foundation (NRF)	203
National Skills Fund (NSF)	181
National Student Financial Aid Scheme (NSFAS)	182
National Transmission Company South Africa (NTCSA)	118
National Youth Development Agency (NYDA)	57
Office of Health Standards Compliance (OHSC)	176
Office of the Pension Funds Adjudicator (OPFA)	98
Office of the Tax Ombud (OTO)	96
Office of the Valuer-General	129
Ombud Council	97
Ombud for Financial Services Providers (FAIS Ombud)	98
Onderstepoort Biological Products (OBP)	106
Overberg Water Board	162
Passenger Rail Agency of South Africa (PRASA)	152
Performing Arts Centre of the Free State (PACOFs)	213
Perishable Products Export Control Board (PPECB)	106
Petroleum, Oil and Gas Corporation of South Africa (PetroSA)	133
Ports Regulator of South Africa	152
President's Fund	80
Private Security Industry Regulatory Authority (PSIRA)	83
Productivity SA	173
Property Practitioners Regulatory Authority (PPRA)	126

Public Investment Corporation SOC Ltd (PIC)	99
Quality Council for Trades and Occupations (QCTO)	182
Railway Safety Regulator (RSR)	153
Rand Water	162
Road Accident Fund (RAF)	154
Road Traffic Infringement Agency (RTIA)	154
Road Traffic Management Corporation (RTMC)	155
Sasria SOC Ltd	99
SENTECH SOC Ltd	111
Small Enterprise Development and Finance Agency (SEDFA)	135
Social Housing Regulatory Authority (SHRA)	127
South African Airways (SAA)	155
South African Board for Sheriffs	80
South African Broadcasting Corporation SOC Ltd (SABC)	111
South African Bureau of Standards (SABS)	147
South African Civil Aviation Authority (SACAA)	156
South African Council for Educators (SACE)	169
South African Council for Natural Scientific Professions (SACNASP)	204
South African Council for Social Service Professions (SACSSP)	207
South African Council for the Architectural Profession (SACAP)	66
South African Council for the Landscape Architectural Profession (SACLAP)	67
South African Council for the Project and Construction Management Professions (SACPCMP)	67
South African Council for the Property Valuers Profession (SACPVP)	68
South African Council for the Quantity Surveying Profession (SACQSP)	68
South African Diamond and Precious Metals Regulator (SADPMR)	134
South African Forestry Company SOC Limited (SAFCOL)	121
South African Health Products Regulatory Authority (SAHPRA)	177
South African Heritage Resources Agency (SAHRA)	213
South African Institute for Drug-Free Sport (SAIDS)	214
South African Library for the Blind (SALB)	215
South African Local Government Association (SALGA)	61
South African Maritime Safety Authority (SAMSA)	156
South African Medical Research Council (SAMRC)	178
South African National Accreditation System (SANAS)	148
South African National Biodiversity Institute (SANBI)	121
South African National Council for the Blind	215
South African National Energy Development Institute (SANEDI)	118
South African National Parks (SANParks)	122
South African National Roads Agency SOC Ltd (SANRAL)	157
South African National Space Agency (SANSA)	204
South African Nuclear Energy Corporation (NECSA)	119

South African Nursing Council (SANC)	178
South African Post Office (SAPO)	112
South African Postbank SOC Ltd	113
South African Qualifications Authority (SAQA)	183
South African Reserve Bank (SARB)	54
South African Revenue Service (SARS)	100
South African Social Security Agency (SASSA)	207
South African Tourism	136
South African Veterinary Council (SAVC)	107
South African Weather Service	123
Special Investigating Unit (SIU)	81
State Diamond Trader	134
State Information Technology Agency (SITA)	113
Takeover Regulation Panel	149
Technology Innovation Agency (TIA)	205
Telkom	114
Trans-Caledon Tunnel Authority (TCTA)	163
Transnet SOC Ltd	158
Umalusi - Council for Quality Assurance in General and Further Education and Training	169
uMngeni-uThukela Water	164
Unemployment Insurance Fund (UIF)	173
Universal Service and Access Agency of South Africa (USAASA)	114
Universities South Africa (USAf)	184
Vaal Central Water	164
Water Research Commission (WRC)	165
Sector Education and Training Authorities	
Agricultural Sector Education and Training Authority (AgriSETA)	184
Banking Sector Education and Training Authority (BANKSETA)	185
Chemical Industries Education and Training Authority (CHIETA)	186
Construction Education and Training Authority (CETA)	186
Culture, Arts, Tourism, Hospitality and Sport Sector Education and Training Authority (CATHSSETA)	187
Education, Training and Development Practices Sector Education and Training Authority (ETDP SETA)	188
Energy and Water Sector Education and Training Authority (EWSETA)	188
Fibre Processing and Manufacturing Sector Education and Training Authority (FP&M SETA)	189
Finance and Accounting Services Sector Education and Training Authority (FASSET)	190
Food and Beverage Manufacturing Industry Sector Education and Training Authority (FoodBev SETA)	190
Health and Welfare Sector Education and Training Authority (HWSETA)	191
Insurance Sector Education and Training Authority (Inseta)	191
Local Government Sector Education and Training Authority (LGSETA)	192

Manufacturing, Engineering and Related Services Sector Education and Training Authority (merSETA)	193
Media, Information and Communication Technologies Sector Education and Training Authority (MICT SETA)	193
Mining Qualifications Authority (MQA)	194
Public Service Sector Education and Training Authority (PSETA)	195
Safety and Security Sector Education and Training Authority (SASSETA)	195
Services Sector Education and Training Authority (SSETA)	196
Transport Education Training Authority (TETA)	196
Wholesale and Retail Sector Education and Training Authority (W&RSETA)	197
Universities	198
Universities of Technology	198
Public TVET Colleges	199
Galleries, Museums and Theatres	216

THE NATIONAL GOVERNMENT HANDBOOK SOUTH AFRICA 2025

The National Government Handbook: South Africa is a complete guide to the national sphere of government in South Africa. With over 350 departments, institutions, boards, councils, enterprises, authorities, funds, agencies, etc., the national sphere encompasses a vast range of activities and responsibilities. The Handbook provides a comprehensive directory of all departments and public entities, including contact details, descriptive overviews, particulars of senior office bearers, as well as financial and other performance-related information.

For a complete online resource, visit nationalgovernment.co.za



The definitive guides to government in South Africa