



# Quarter 1 2024/25 Procurement Disclosure Report



Western Cape  
Government  
**FOR YOU**

**Authored by**  
Provincial Treasury  
Provincial Government  
Supply Chain Management

## TABLE OF CONTENTS

|   |           |
|---|-----------|
| <b>ABBREVIATIONS .....</b>  | <b>3</b>  |
| <b>EXECUTIVE SUMMARY .....</b>  | <b>4</b>  |
| <b>PART A: FINANCIAL PERFORMANCE IN PROCUREMENT .....</b>                                     | <b>5</b>  |
| <b>SUMMARY OF PROCUREMENT EXPENDITURE FOR QUARTER 1 OF 2024/25 .....</b>                      | <b>5</b>  |
| <b>EXPENDITURE ANALYSIS FOR QUARTER 1 OF 2024/25 .....</b>                                    | <b>6</b>  |
| Consolidated Procurement Spend for the Province .....   | 6         |
| <b>COMMODITY ANALYSIS FOR QUARTER 1 OF 2024/25 .....</b>                                      | <b>6</b>  |
| <b>Spend per Commodity Category .....</b>   | <b>6</b>  |
| Top 20 Suppliers Spend.....   | 7         |
| Top 20 Commodity Spend .....  | 7         |
| <b>SPECIFIC COMMODITY FOCUS .....</b>   | <b>8</b>  |
| Property Payments.....  | 8         |
| Other Fixed Structures.....   | 8         |
| Computer Services.....  | 9         |
| Medical Supplies .....  | 10        |
| Building .....  | 11        |
| <b>PART B: BUILDING A CAPABLE STATE .....</b>   | <b>12</b> |
| <b>KEY PROCUREMENT INITIATIVES BY THE WESTERN CAPE GOVERNMENT .....</b>                       | <b>12</b> |
| <b>METHODS OF PROCUREMENT USED IN WCG .....</b>   | <b>12</b> |
| <b>PROCUREMENT PLANNING.....</b>  | <b>13</b> |
| Procurement Planning Rationale .....  | 13        |
| <b>Automated Procurement Planning Toolkit .....</b>   | <b>13</b> |
| <b>e-PROCUREMENT SOLUTION (ePS) AND THE WESTERN CAPE SUPPLIER EVIDENCE BANK (WCSEB) .....</b> | <b>13</b> |
| <b>e-Procurement Solution (ePS).....</b>  | <b>13</b> |
| <b>Benefits of ePS.....</b>   | <b>14</b> |
| <b>Benefits of WCSEB .....</b>  | <b>14</b> |
| Supplier Registration Made Easy .....   | 14        |
| Supplier Activation Status.....   | 15        |
| WCSEB Performance .....   | 15        |

|  |           |
|--|-----------|
| <b>PART C: GOVERNING FOR GROWTH .....</b>  | <b>16</b> |
| <b>EXPENDITURE IN LINE WITH PREERENTIAL PROCUREMENT SPECIFIC GOALS .....</b>   | <b>16</b> |
| <b>EXPENDITURE ANALYSIS PER B-BBEE LEVEL FOR QUARTER 1 OF 2024/25 .....</b>  | <b>16</b> |
| Spend per Category of Persons Historically Discriminated Against and as Aligned to RDP Goals .....                             | 17        |
| <b>CONTRIBUTIONS TOWARDS THE LOCAL ECONOMY FOR QUARTER 1 OF 2024/25 .....</b>  | <b>18</b> |
| Spend per Region .....   | 18        |
| <b>BUSINESS OPPORTUNITIES .....</b>  | <b>19</b> |
| Quotations Advertised via the ePS in Quarter 1 of 2024/25 .....  | 19        |
| <b>EPS REFLECTIONS.....</b>  | <b>19</b> |
| Top 10 Commodities Awarded via the ePS .....   | 19        |
| Procurement Methods Utilised via the ePS during Quarter 1 of 2024/25 .....   | 20        |
| <b>FORMAL TENDERS ADVERTISED VIA THE NATIONAL TREASURY e-TENDER PORTAL .....</b>   | <b>21</b> |
| Tenders Advertised for New Bid Invitations; Awards and Cancellations via the National Treasury e-Tender Portal .....           | 21        |
| <b>PART D: SUPPLIER DEVELOPMENT AND EMPOWERMENT .....</b>  | <b>22</b> |
| <b>SUPPLIER SUPPORT .....</b>  | <b>22</b> |
| <b>PROCUREMENT CLIENT CENTRE PERFORMANCE DURING THE FIRST QUARTER OF 2024/25 .....</b>   | <b>22</b> |
| Frequently Asked Questions" (FAQs) and Resources: .....  | 23        |
| <b>PART E: PROCUREMENT PLANNING 2024/25 .....</b>  | <b>24</b> |
| <b>CONSOLIDATED PLANNED PROCUREMENT OPPORTUNITIES 2024/25 .....</b>  | <b>24</b> |
| <b>OPPORTUNITY CREATION 2024/25 FINANCIAL YEAR .....</b>   | <b>24</b> |
| <b>PROCUREMENT OPPORTUNITIES FOR 2024/25 FINANCIAL YEAR .....</b>  | <b>25</b> |
| <b>PERFORMANCE INFORMATION ON PROCUREMENT PLANNING TOOLKIT FOR QUARTER 1<br/>        AND 2 OF 2024/25 FINANCIAL YEAR .....</b> | <b>26</b> |
| <b>CONCLUSION .....</b>  | <b>27</b> |
| <b>CONTACT DETAILS .....</b>   | <b>28</b> |

## ABBREVIATIONS

|               |   |
|---------------|---|
| <b>B-BBEE</b> | Broad Based-Black Economic Empowerment                |
| <b>bn</b>     | Billion   |
| <b>CSD</b>    | Central Supplier Database                             |
| <b>ePS</b>    | Electronic Procurement Solution                       |
| <b>FAQs</b>   | Frequently Asked Questions                            |
| <b>GTB</b>    | Government Tender Bulletin                            |
| <b>IPS</b>    | Integrated Procurement Solution                       |
| <b>MTEF</b>   | Medium-term expenditure framework                     |
| <b>NT</b>     | National Treasury                                     |
| <b>PCC</b>    | Procurement Client Centre                             |
| <b>PPPFA</b>  | Preferential Procurement Policy Framework Act         |
| <b>PPPFR</b>  | Preferential Procurement Policy Framework Regulations |
| <b>PT</b>     | Provincial Treasury                                   |
| <b>PTIs</b>   | Provincial Treasury Instructions                      |
| <b>RDP</b>    | Reconstruction and Development Programme              |
| <b>RFQ</b>    | Request for Quotations                                |
| <b>TBEC</b>   | Transversal Bid Evaluation Committee                  |
| <b>TBAC</b>   | Transversal Bid Adjudication Committee                |
| <b>WCG</b>    | Western cape Government                               |
| <b>WCBd</b>   | Western Cape Bid Document                             |
| <b>WCSEB</b>  | Western Cape Supplier Evidence Bank                   |

# EXECUTIVE SUMMARY



This report provides an overview of the Western Cape Government's (WCG) procurement performance for Quarter 1 of the **2024/25** financial year, covering financial achievements and other key milestones. Our procurement approach focuses on fairness, transparency, and cost-effectiveness, while also promoting local businesses and supporting historically disadvantaged groups.

## Key Highlights for Quarter 1 of 2024/25 financial year:

- Total Procurement Spend: R4.84 billion
- SMME Support: 24.32% of total spend
  - Black-Owned Businesses: 45.33% of total spend
  - Western Cape-Based Suppliers: 25.38% of total spend, with 21.91% benefiting suppliers in the City of Cape Town



The WCG uses digital tools to make procurement more efficient and transparent. Our Automated Planning Toolkit and e-Procurement System have greatly improved operations.

## 2024/25 Procurement Outlook:

- 2 764 planned procurement opportunities valued over R100 000.

## 2024/25 Procurement Performance for Quarter 1:

- **10.417 RFQs processed** via the e-Procurement Solution, with **4.715 awards**.
- **47 formal tenders** advertised, with **4 awards** published on the e-Tender.

## Top Spending Categories for 2024/25:


- **Property Payments:** R0.75 billion
- **Other Fixed Structures:** R0.68 billion
- **Computer Services:** R0.53 billion

Looking ahead, our procurement strategy continues to focus on value for money, supporting local economic development and the management of efficient service delivery.



PART A: FINANCIAL PERFORMANCE IN PROCUREMENT

SUMMARY OF PROCUREMENT EXPENDITURE FOR QUARTER 1 OF 2024/25



For Quarter 1 of the 2024/25 financial year, the Western Cape Government spent **R4.84 billion** on procurement.

01

Highest Total Procurement Expenditure:

Department of Health and Wellness - **R2.01 billion** - **41.50%** of provincial expenditure

02

Top 3 Commodities:

1. Propert Payments (R0.75 billion, 15.42%)

2. Other Fixed Structures (R0.68 billion, 14.04%)

3. Computer Services (R0.53 billion, 10.97%)

03

Top Suppliers:

1. Foreign Microsoft Ireland, R261.11 million

2. H&I Construction (Pty) Ltd, R218.56 million

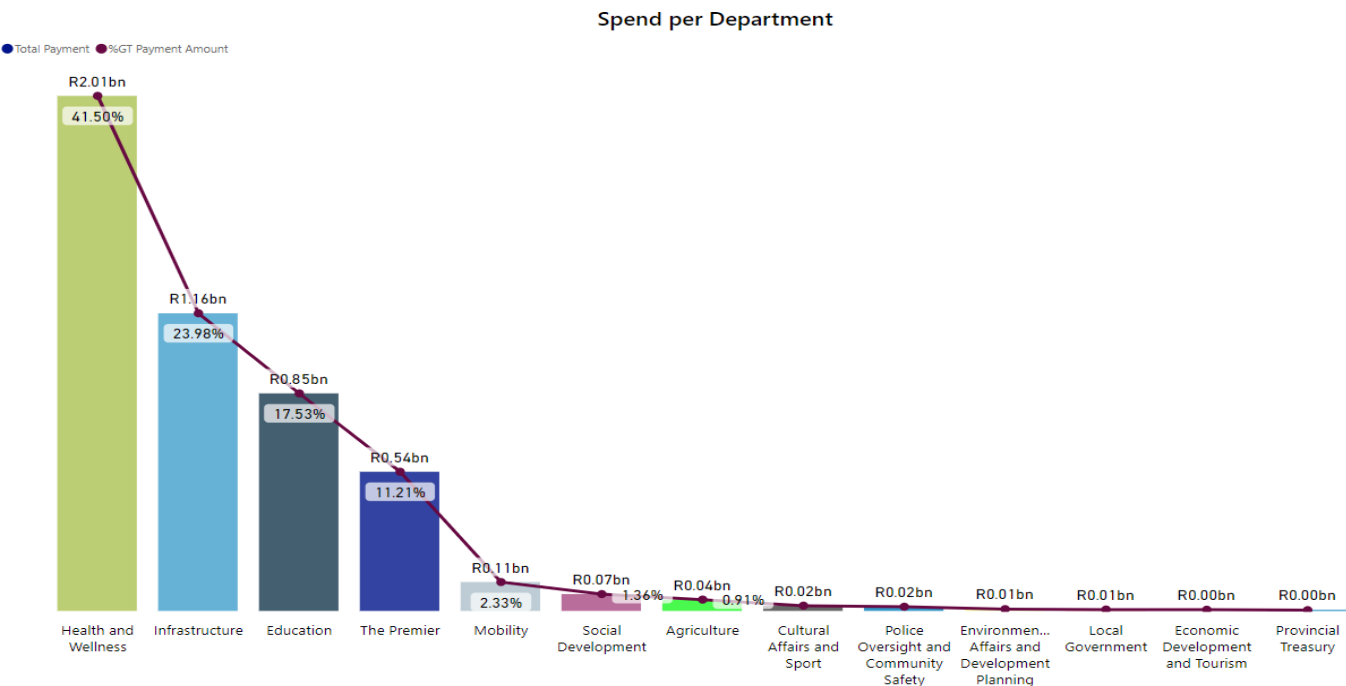
3. National Health Laboratory Services, R161.01 million

4. Actophambili Roads, R115.86 million

\*Note: National Health Laboratory Services in technically not a beneficiary emanating out of a procurement process but is a national public entity established in terms of the National Health Laboratory Service Act, No. 37 of 2000, governed by a Board to provide quality, affordable, and sustainable health laboratory services, training, and research for the Department of Health and Wellness.

## EXPENDITURE ANALYSIS FOR QUARTER 1 OF 2024/25

### Consolidated Procurement Spend for the Province

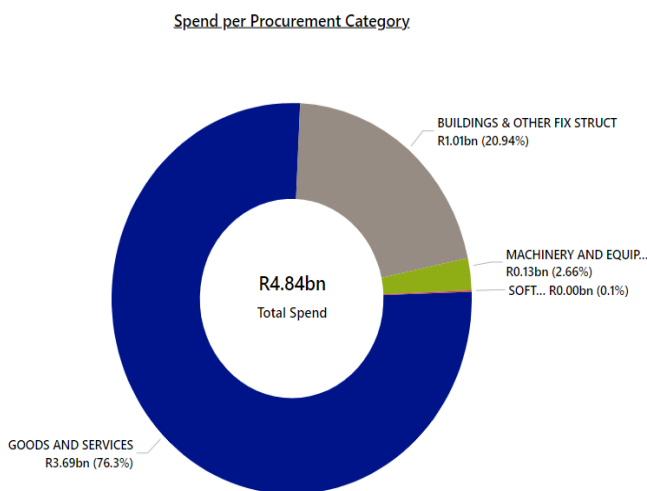


The visual summarizes the financial performance of WCG departments for the quarter 1 of 2024/25 financial year. In ranking order, the following three departments are the top spenders via procurement:

- Health and Wellness: R2.01 billion (41.50%).
- Infrastructure: R1.16 billion (23.98%); and
- Education: R0.85 billion (17.53%).

## COMMODITY ANALYSIS FOR QUARTER 1 OF 2024/25

### Spend per Commodity Category



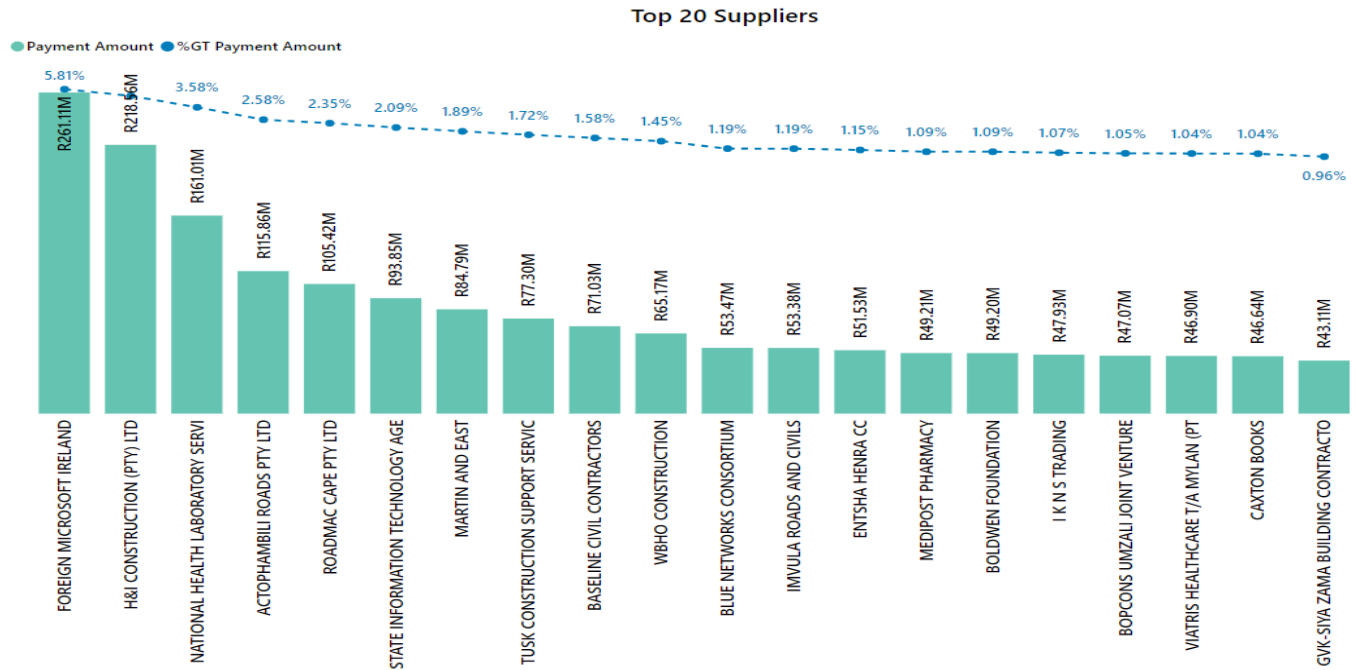
#### Spending by Category for Quarter 1 of 2024/25

WCG spent **R4.84 billion** via procurement as follows:

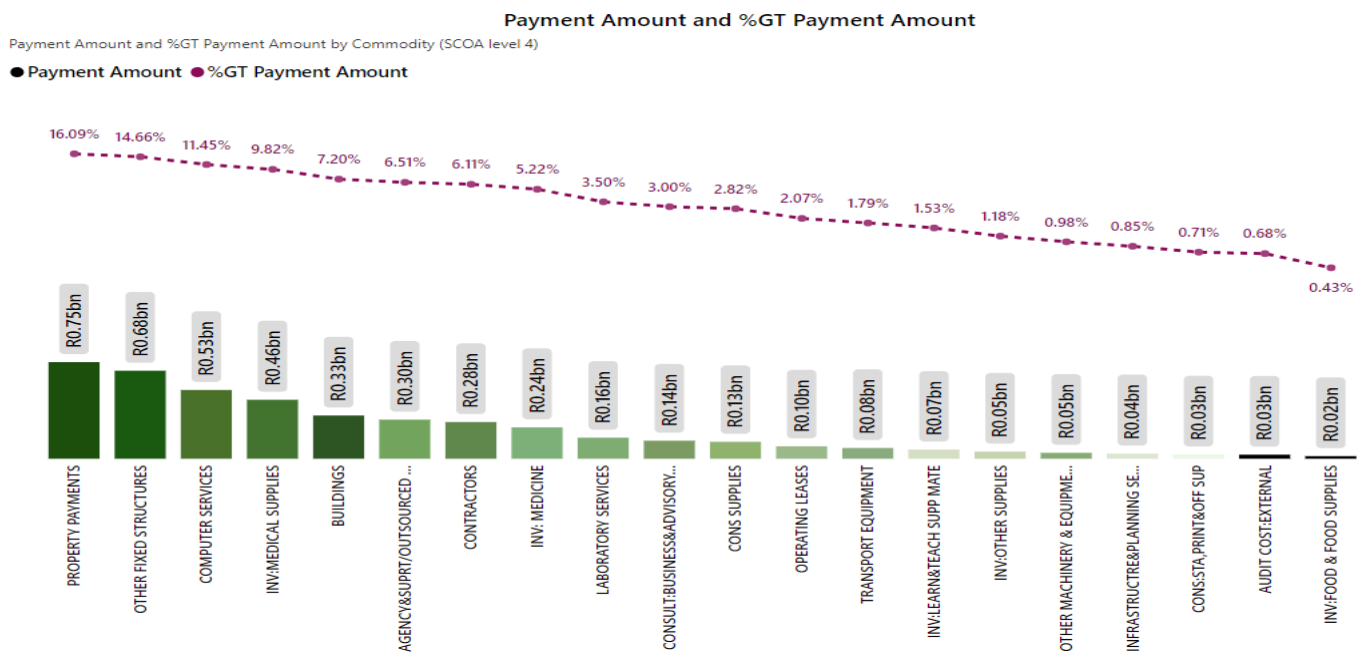
- **R3.69 billion:** for property payments, other fixed structures and computer services.
- **R1.01 billion:** buildings and other fixed structures.
- **R0.13 billion:** machinery and equipment.
- **R0.00 billion (R5 million)** was spent on software and intangible assets.



## Top 20 Suppliers Spend



## Top 20 Commodity Spend





## Key Expenditure Details for the Top Suppliers and Top Commodity Categories: 2024/25

In Quarter 1 Highlights:

Top Suppliers

- **Foreign Microsoft Ireland:** R261.11 million.
- **H&I Constructions (Pty) Ltd:** R218.56 million.
- **National Health Laboratory Services:** R161.01 million.
- **Actophambili:** R115.86 million.

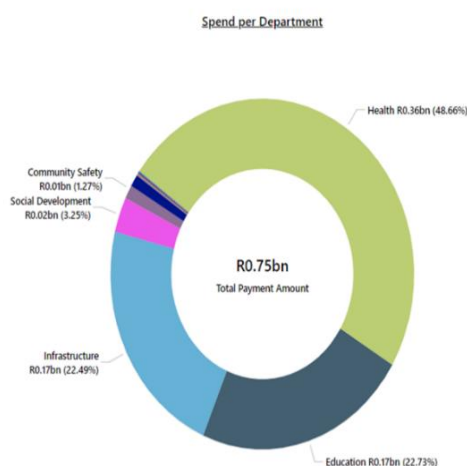
Major Expenditures:

- **Property Payments: R0.75 billion** primarily by the Departments of Health and Wellness, Education, and Infrastructure.
- **Other fixed structures: R0.68 billion** with major contributions from the Departments of Infrastructure.
- **Computer Services: R0.53 billion** by the Department of the Premier through the Centre for e-Innovation.

These investments reflect our commitment to enhancing public services and infrastructure in the Western Cape.

## SPECIFIC COMMODITY FOCUS

### Property Payments



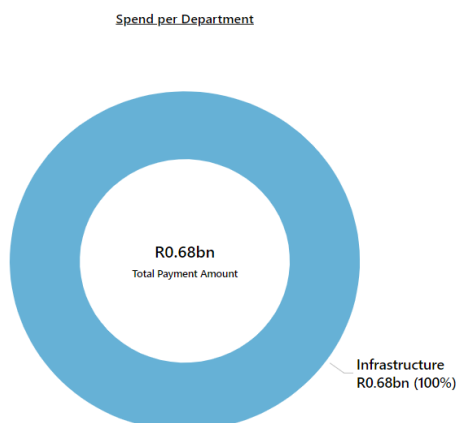
#### Property Payments for Quarter 1 of 2024/25: R0.75 billion

- **Department of Health and Wellness:** R0.36 billion
- **Western Cape Education Department:** R0.17 billion
- **Department of Infrastructure:** R0.17 billion.

The top three suppliers who benefitted from this expenditure were:

- **H&I Construction (Pty) Ltd,** R64 353 439.49
- **GVK-Siya Zama Building Contractors:** R39 955 002.95; and
- **WBHO Construction:** R22 859 848.54.

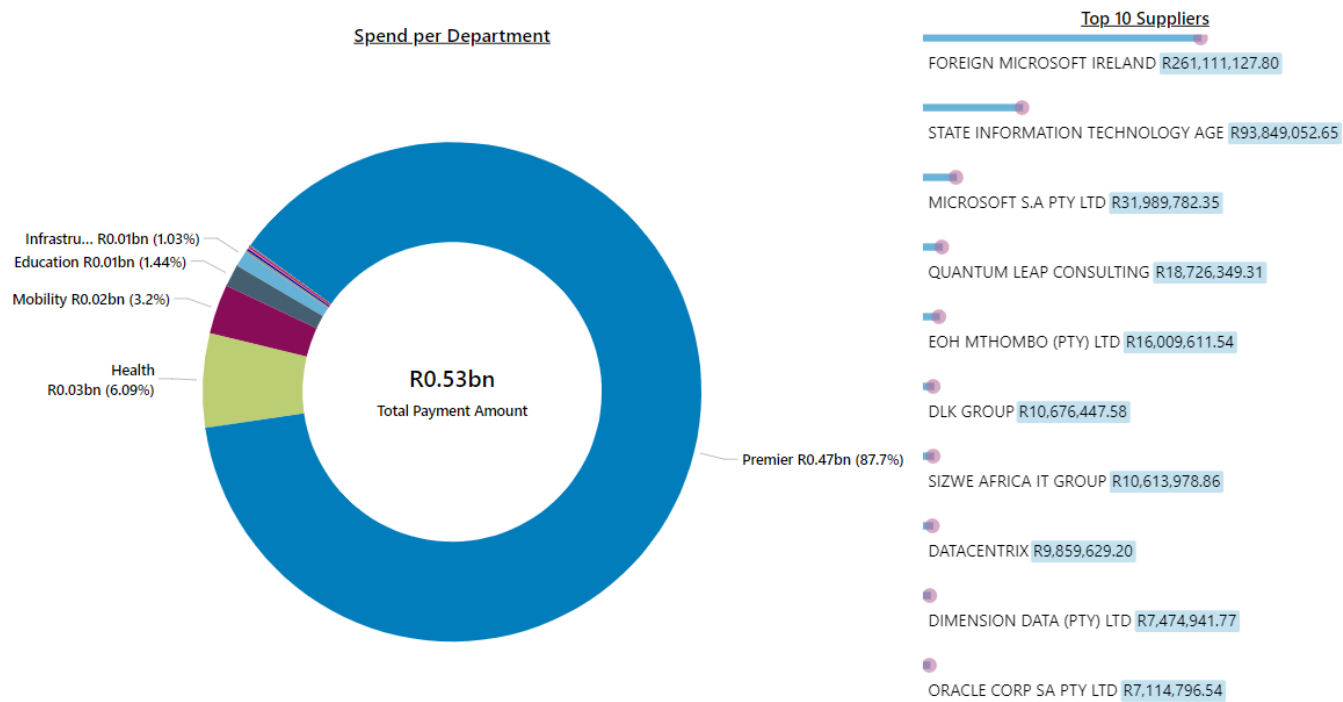
### Other Fixed Structures



**Other Fixed Structures expenditure for Quarter 1 of 2024/25: R0.68 billion** primarily by the Department of Infrastructure for upgrading and adding new structures to existing government facilities:

- **Actophambili Roads Pty Ltd:** R115 855 334.27;
- **Roadmac Cape Pty Ltd:** R105 423 574.15; and
- **H&I Construction Pty Ltd:** R92 387 392.61.

## Computer Services



**Computer Services spend for Quarter 1 of 2024/2025: R0.53 billion primarily through the Department of The Premier's Centre for e-Innovation (Cel).**

This **initiative** aims to improve service delivery across the province by leveraging information and communication technologies (ICT). Cel's key focus areas include:

- Strategic ICT;
- IT Management;
- Transversal Applications, and
- Connected Government on computer services and Infrastructure.

Of the total spent:

- **R261.11 million** was paid to **Foreign Microsoft Ireland** for their IT solution.
- **R93.85 million** was paid to the **State Information Technology Agency (SITA)** for their specialized services.

These investments are critical for driving technological advancements and improving public sector efficiency in the Western Cape.

Medical Supplies



**Medical Supplies Investment for Quarter 1 of 2024/25: R0.46 billion**

**Department of Health and Wellness** spent this on essential medical supplies during Quarter 1 of the 2024/2025 financial year. Key items procured included:

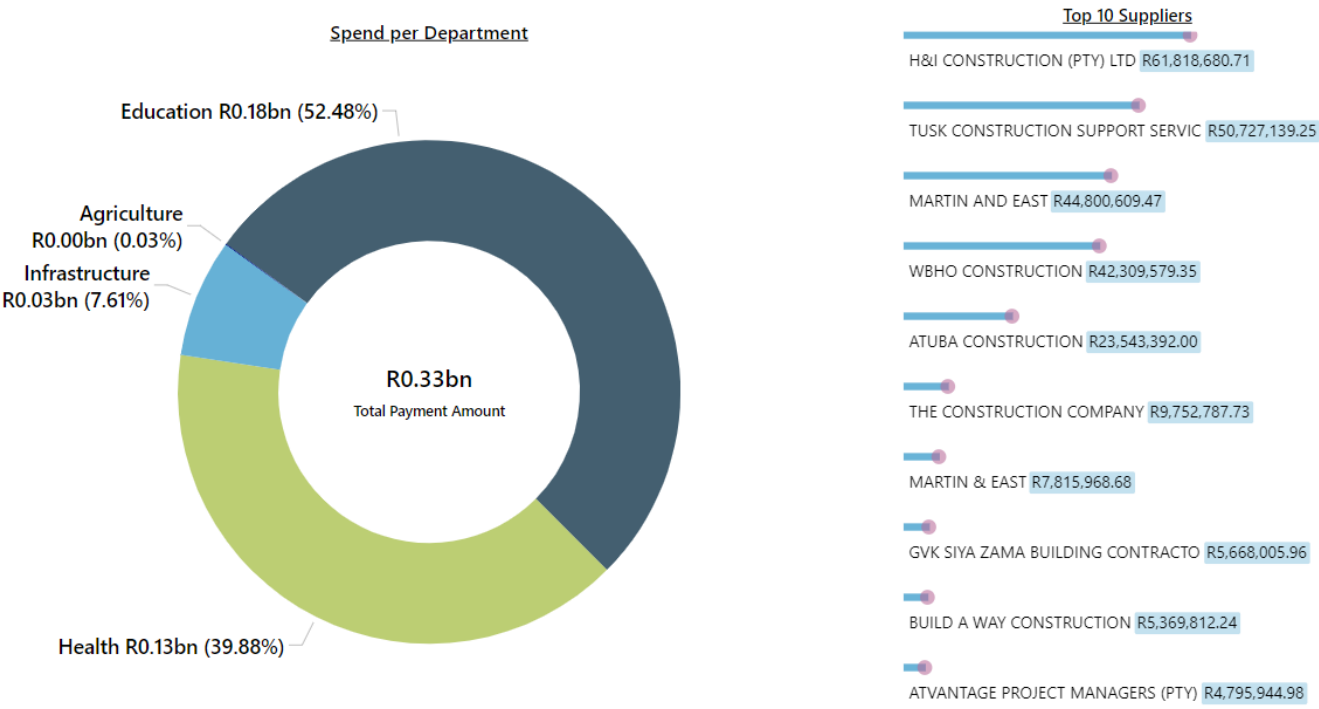
- Blood products and plasma.
- Surgical and medical supplies.
- Implantable sets.
- Surgical consumables; and
- Catheter tubes.

The following suppliers benefitted from the above:

- **R15.68 million: Vertice Healthcare;** and **R12.84 million; and**
- **Smith and Nephew** for healthcare products.

This expenditure highlights the importance of these resources in healthcare delivery across the province. These investments are essential to ensuring quality healthcare for all citizens.

Building



**Building Investments for Quarter 1 of 2024/25: R0.33 billion**

Two key departments contributed to this spending:

- **Western Cape Department of Education:** R0.18 billion (52.48%) was used to upgrade and improve existing school buildings.
- **Department of Health and Wellness:** R0.13 billion (39.88%) was directed to new buildings and refurbishment in the health sector.

These investments aim to enhance education and healthcare infrastructure, ensuring better facilities for learners and patients across the province.

## PART B: BUILDING A CAPABLE STATE

### KEY PROCUREMENT INITIATIVES BY THE WESTERN CAPE GOVERNMENT

The Western Cape Government (WCG) is modernizing its procurement through technology to make operations faster, more transparent, and more accountable.

Key Initiatives:

- **Efficiency Boost:** The Western Cape Supplier Evidence Bank and Procurement Planning Toolkit, now part of our electronic Procurement Solutions (ePS), streamline procurement.
- **Data-Driven Decisions:** These tools help departments make better choices for improved planning and execution.
- **Improved Supplier Experience:** Suppliers face less paperwork and enjoy easier access to procurement opportunities.

WCG's efforts to upgrade procurement ensure fair, transparent, and efficient service delivery for both departments and suppliers.

### METHODS OF PROCUREMENT USED IN WCG

The Western Cape Government (WCG) uses various procurement methods to ensure efficient, transparent, and responsive processes:



- **Competitive Bidding:** For purchases between R2,001 and R1 million, using requests for proposals (RFQs) or formal bids for those above R1 million.
- **Limited Bidding:** For selecting suppliers from a specific group when needed.
- **Emergency Procurement:** Used in urgent situations following emergency policies.
- **Existing Contracts:** Leveraging contracts from other government entities, per National Treasury regulations.
- **Transversal Contracts:** Utilizing national or provincial contracts for efficient procurement.
- **Continuing Existing Contracts:** Honouring valid contracts from previous years.
- **Disaster Procurement:** Follow specific guidelines

## PROCUREMENT PLANNING

Procurement plans are an essential part of the WCG's procurement activities for a financial year. This ensures that procurement activities are aligned to service delivery objectives and budgets.

### Procurement Planning Rationale



### Automated Procurement Planning Toolkit

Since 2021/22, the Western Cape Government (WCG) has used an Automated Procurement Planning Toolkit, now adopted by all departments, to streamline planning and track progress.

#### Key Points to Note:

- Finalised procurement plans for 2024/25 were submitted by March 31, 2024.
- Plans may adjust due to budget changes, strategy shifts, or new needs.
- Published plans on the National Treasury eTender Portal and Provincial Treasury website show planned procurement but may not reflect all opportunities throughout the year.

## e-PROCUREMENT SOLUTION (ePS) AND THE WESTERN CAPE SUPPLIER EVIDENCE BANK (WCSEB)

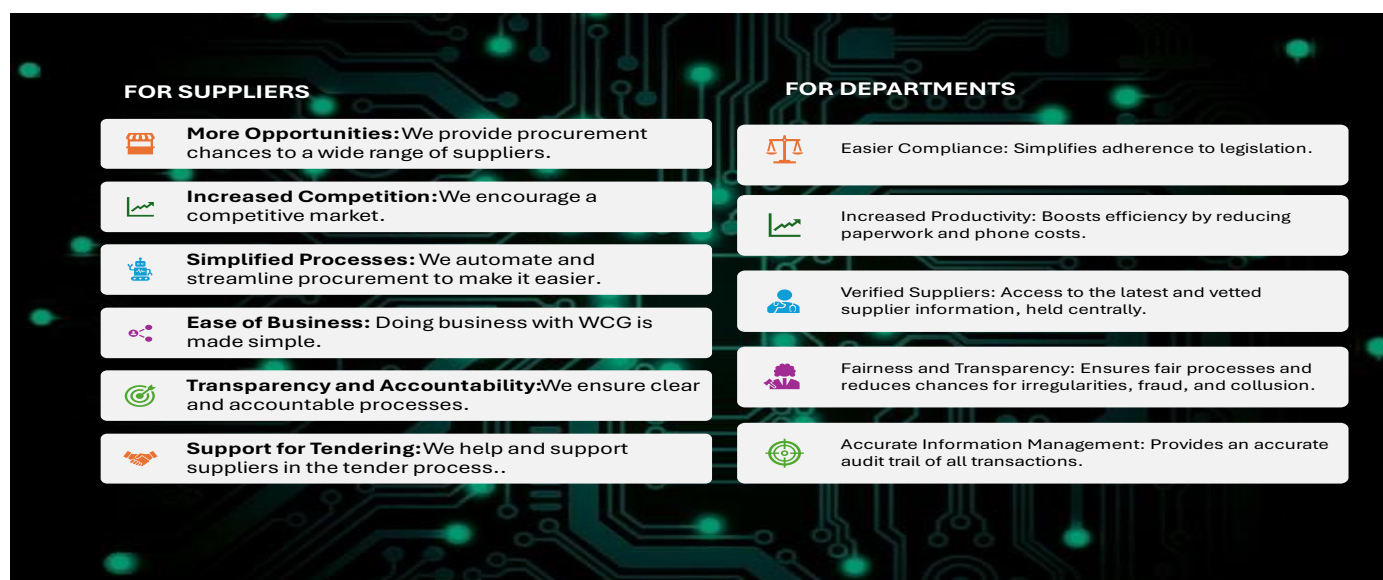
The WCG has been utilising digital platforms for procurement since 1999. These platforms reduce bureaucracy, improve efficiency, and promote transparency. In 2016, the National Treasury made it mandatory for all suppliers and provinces to use the Central Supplier Database (CSD).

The ePS and the WCSEB are key initiatives by the Western Cape Government to make doing business with government simpler and more efficient. These systems are designed to streamline procurement processes, promote transparency, and create more opportunities for businesses to engage with the government.

### e-Procurement Solution (ePS)

- Since 1999, WCG has employed an e-Procurement Solution for transactions up to R500 000.
- On 01 December 2021, WCG launched an upgraded in-house ep, extending its capacity to handle procurements up to R1 million.

## Benefits of ePS



**ePS** automate procurement for transactions up to R1 million, reducing paperwork, speeding up decision-making, and ensuring a fair, competitive environment for suppliers. This system helps government departments manage their procurement more efficiently and ensures that suppliers have a smoother, more accessible experience.

## Benefits of WCSEB

The ePS include the Western Cape Supplier Evidence Bank (WCSEB), a central repository for essential supplier documentation. Key benefits include:

- **Centralized Information:** The WCSEB uses the Central Supplier Database (CSD) as its main source of supplier information, making sure suppliers meet all necessary requirements for tenders.
- **Document Repository:** Important documents, such as the WCBD 4 (Declaration of Interest) and WCBD 6.1 (B-BBEE certification), are securely stored in the WCSEB.
- **Supplier Compliance:** To stay eligible for procurement, suppliers must keep their WCBD 4 form up to date every year. Expired documents lead to suspension from the system.

**WCSEB**, linked to the National Treasury's Central Supplier Database (CSD), holds verified supplier information in one central place. This ensures that suppliers are compliant with all requirements, making it easier for businesses to participate in tenders and other procurement processes.

Both systems are designed to support a capable and accountable government, ensuring fairness, transparency, and efficiency in procurement. By using these tools, the Western Cape Government is helping businesses, especially small and historically disadvantaged ones, access more opportunities while ensuring that public resources are used responsibly.

## Supplier Registration Made Easy

The WCG has streamlined the transition to its new eProcurement System (ePS) for suppliers. Suppliers registered with WCSEB receive help to activate their profiles, along with an instructional email and tutorial video on the WCG website: [ePS Tutorial](#).

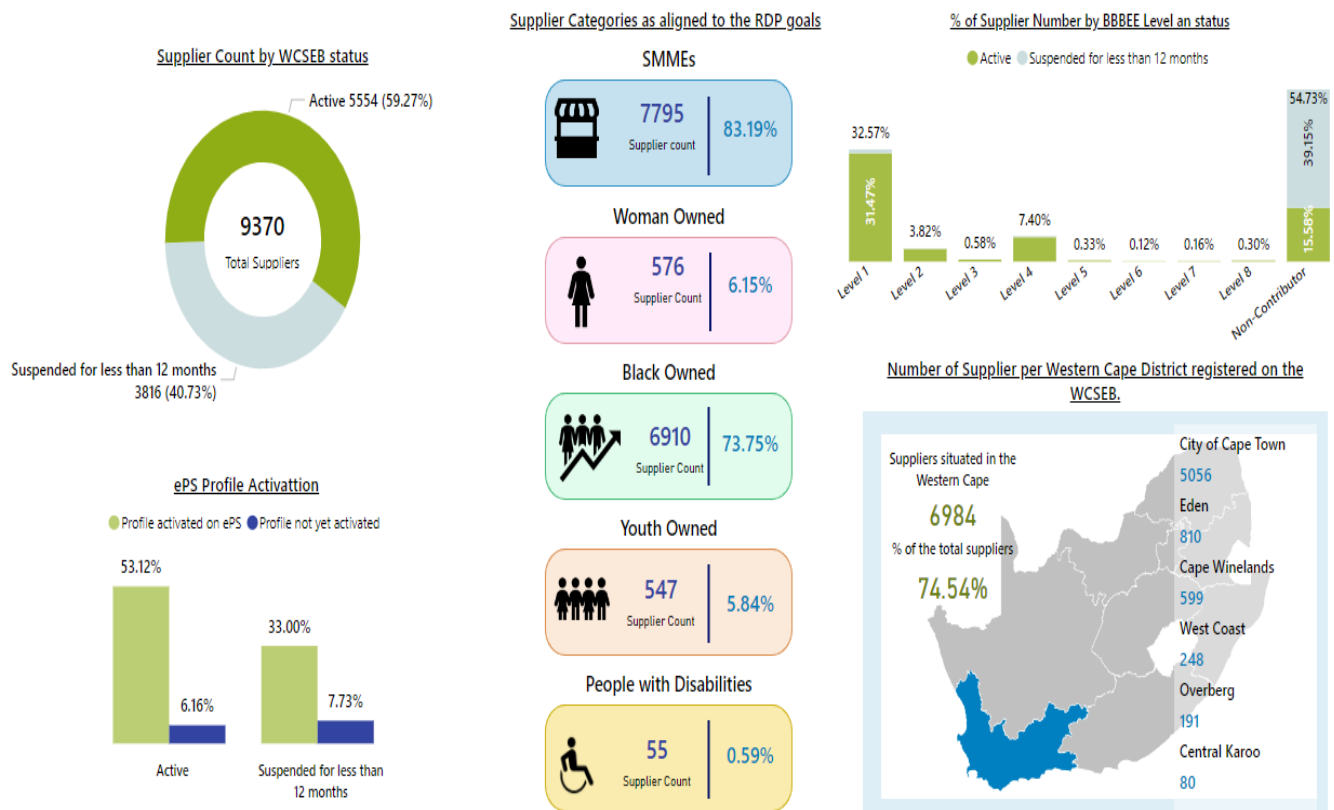


## Supplier Activation Status

- The WCSEB currently has **9.099** suppliers, with 61.61% (5,606) active and 38.39% (3,493) suspended (mostly for expired documents).
- **Inactive Profiles:** 7.25% of suppliers haven't activated their ePS profiles, limiting their eligibility.
- **Suspended Suppliers:** 31.08% of suppliers are suspended due to expired documents.

Suppliers should keep their ePS profiles updated to stay eligible for procurement opportunities.

The tables present the total number of suppliers (Active and Suspended < 12 months) registered on the WCSEB. Values are based on counts done as at 01 July 2024. The WCSEB and CSD are continuously changing and therefore the snapshot data may vary slightly.



## WCSEB Performance

The Western Cape Government supports diverse suppliers, aligning with Reconstruction and Development Programme (RDP) goals:

- **Small, Medium, and Micro Enterprises (SMMEs):** 83.19% (7,795 suppliers)
- **Women-Owned Businesses:** 6.15% (576 suppliers)
- **Black-Owned Businesses:** 73.75% (6,910 suppliers)
- **Youth-Owned Businesses:** 5.84% (547 suppliers)
- **Businesses Owned by People with Disabilities:** 0.59% (55 suppliers)

Most suppliers (74.54%) are based in the Western Cape, with 5,056 suppliers registered in the City of Cape Town, followed by 810 in Eden, and 599 in Cape Winelands. These figures highlight the provincial government's commitment to empowering diverse and historically disadvantaged suppliers. Maintaining an active status on the WCSEB is essential for accessing procurement opportunities.

PART C: GOVERNING FOR GROWTH

EXPENDITURE IN LINE WITH PREFERENTIAL PROCUREMENT SPECIFIC GOALS

The WCG is committed to supporting black-owned businesses and historically disadvantaged groups through its procurement processes. This commitment is reflected in payments made to suppliers registered on the Western Cape Supplier Database (WCSEB) and their compliance with the Broad-Based Black Economic Empowerment (B-BBEE) scorecards.

Key Points:

What is Preferential Procurement?

Preferential procurement encourages both government and private sectors to prioritize black-owned and historically disadvantaged businesses when making purchasing decisions.

Why is it Important?

This approach incentivizes companies to work with suppliers who have strong B-BBEE ratings, which are based on factors like black ownership, management, skills development, and community support. The aim is to promote economic inclusion and empower black-owned, women-owned, and youth-owned enterprises, while also supporting small and medium-sized businesses.

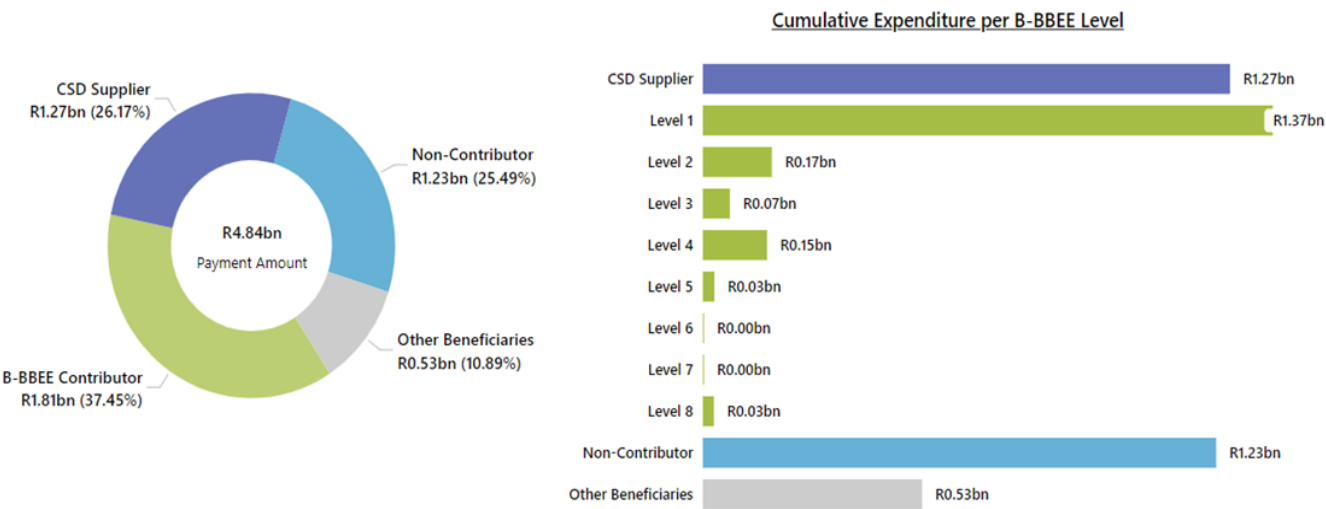
Recent Changes:

The Revised Preferential Procurement Regulations, 2022 (PPPR), were issued on November 4, 2022, and took effect on January 16, 2023.

Current Status:

The Provincial Cabinet has decided to keep the existing procurement system in place until further policy directives and technical reviews are completed. This ensures a smooth transition and continued compliance with procurement regulations.

EXPENDITURE ANALYSIS PER B-BBEE LEVEL FOR QUARTER 1 OF 2024/25



### Rationale for Using B-BBEE Certification as the Evidence for Specific Goals

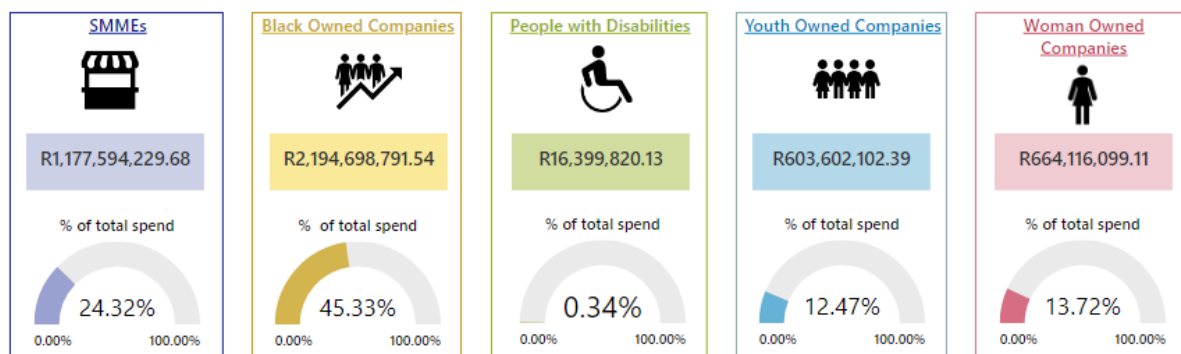
1. **Regulatory Compliance:** Provincial departments use B-BBEE certification to award points, aligning with their discretion under the Preferential Procurement Regulations (PPR) 2022.
2. **Clear Goals:** B-BBEE scorecards address historical disadvantages and support Reconstruction and Development Programme (RDP) goals, ensuring they are measurable, quantifiable, and compliant with National Treasury regulations.
3. **Flexible Application:** The list of specific goals in the Preferential Procurement Policy Framework Act (PPPFA) is not exhaustive, allowing for broader interpretation and application by state entities.

### B-BBEE Contribution

In Quarter 1 of 2024/25 of the financial year, **37.45%** of the budget supported B-BBEE registered companies, while **25.49%** went to non-B-BBEE contributors. B-BBEE information is extracted from the WCSEB as of 01 July 2024, with credentials confirmed by the WCSEB.

### Spend per Category of Persons Historically Discriminated Against and as Aligned to RDP Goals

#### Spend per categories of persons historically unfairly discriminated against and as aligned to RDP Goals



### RDP Goals and Expenditure to Disadvantaged Groups for Quarter 1 of 2024/25 financial year

In alignment with the Reconstruction and Development Programme (RDP) goals, the WCG's expenditure for quarter 1 of 2024/25 demonstrates a strong focus on empowering disadvantaged groups. The breakdown is as follows:

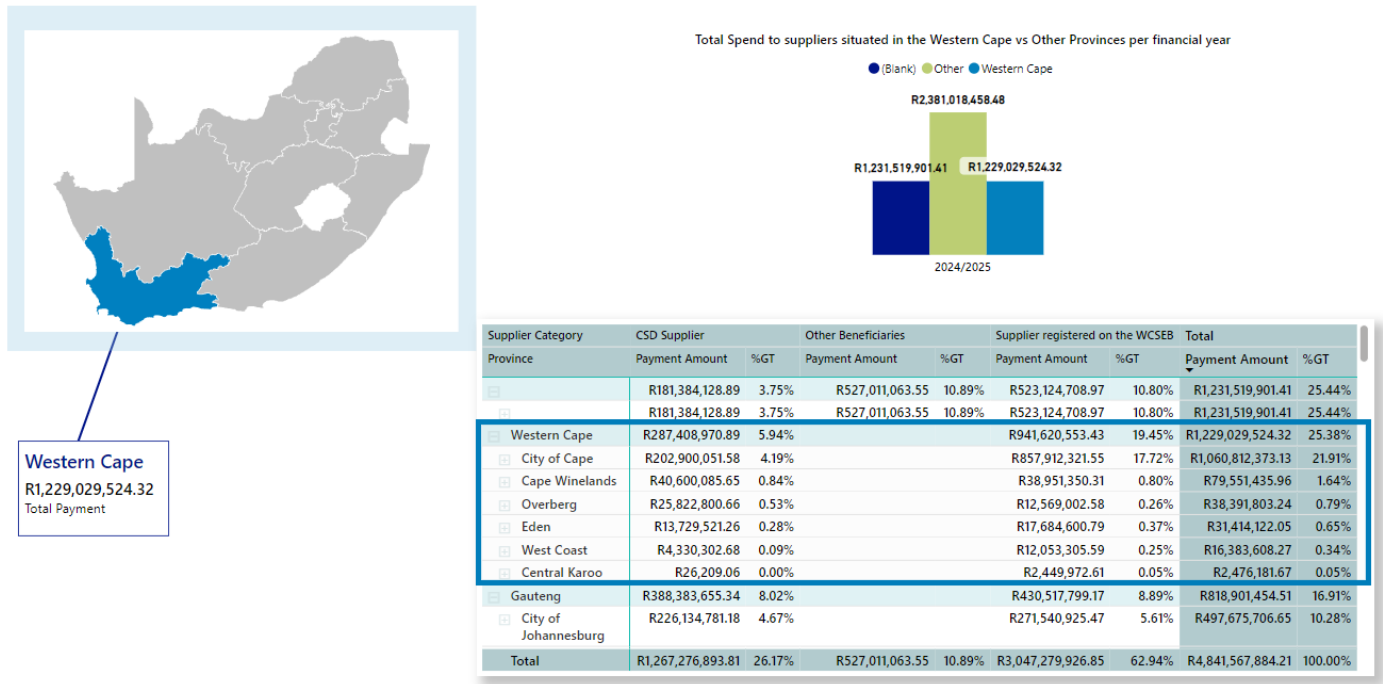
- **24.32% (R1, 177,594, 229.68) of spending supporting SMMEs,**
- **45.33% (R2, 194,698,791.54) went to black-owned companies**
- **12.47% (R603,602,102.39) was directed to youth-owned companies**
- **13.72% (R664,116,099.11) supported woman-owned companies**

This expenditure reflects the government's commitment to fostering economic growth and inclusion through targeted procurement practices.

CONTRIBUTIONS TOWARDS THE LOCAL ECONOMY FOR QUARTER 1 OF 2024/25

Regional information is extracted from the CSD and WCSEB and is an indication of where the suppliers' head offices are situated. For some suppliers the head office might be situated in other provinces.

Spend per Region



Geographical Distribution of Expenditure

For Quarter 1 of 2024/25, businesses within the Western Cape received R1.23 billion, accounting for 25.38% of the total expenditure. A significant portion of this expenditure—R1.06 billion (21.91%)—was directed towards suppliers based in the City of Cape Town.

Suppliers located outside the Western Cape received R3.61 billion, representing 74.62% of the total expenditure.

BUSINESS OPPORTUNITIES

Quotations Advertised via the ePS in Quarter 1 of 2024/25



10 417

RFQs published



4 715

RFQs awarded/finalised



831

Successfull suppliers



R290.69 million

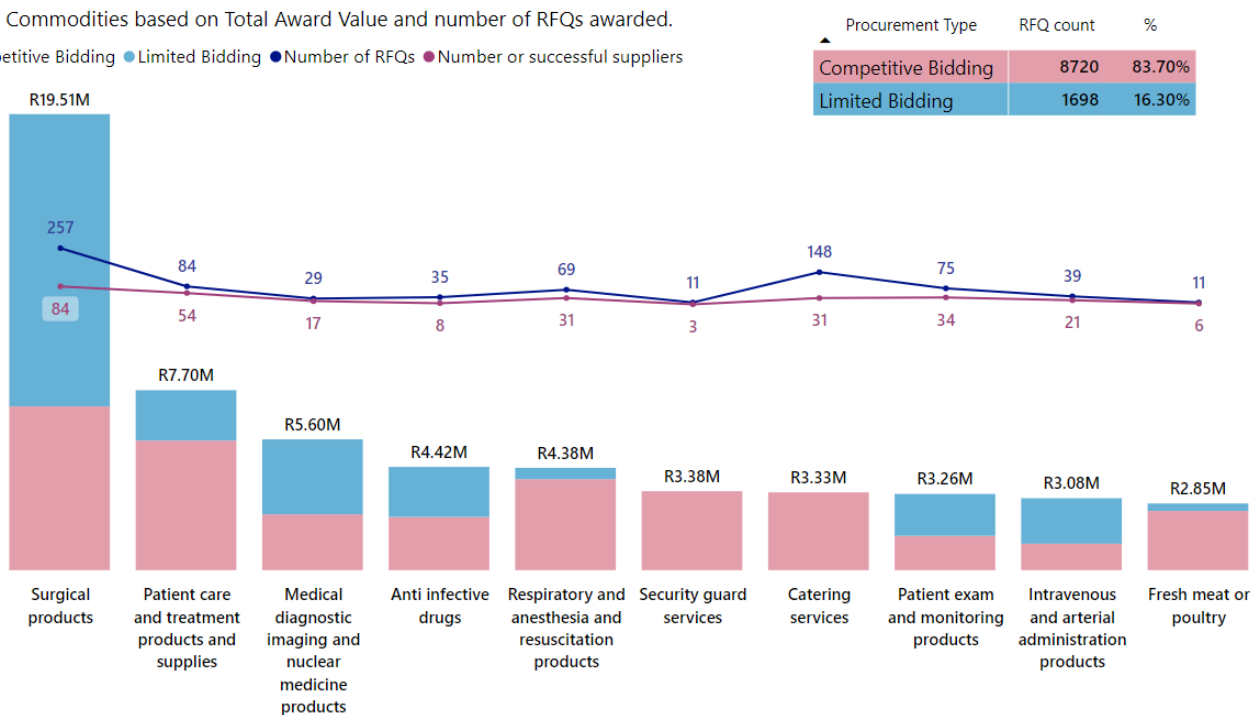
Awarded value


ePS REFLECTIONS

Top 10 Commodities Awarded via the ePS

Top 10 Commodities based on Total Award Value and number of RFQs awarded.

Competitive Bidding Limited Bidding Number of RFQs Number or successful suppliers





Top 3 Commodities

- Surgical products.
- Patient care and treatment products and supplies.
- Medical diagnostic imaging and nuclear medicine products.

Top Commodities Awarded

In the latest procurement period, the public sector awarded contracts for key commodities as follows:

- Surgical Products: R19.51 million across 257 RFQs to 84 suppliers.
- Patient Care and Treatment Products and Supplies: R7.70 million across 84 RFQs to 54 suppliers.
- Medical Diagnostic Imaging and Nuclear Medicine Product: R5.60 million across 29 RFQs to 17 suppliers.

These procurements support the supply of essential medical products in healthcare services.

## Procurement Methods Utilised via the ePS during Quarter 1 of 2024/25



**61.23%** opportunities published via competitive quotations with a threshold value of R10 000 to R1 million



**19.79%** opportunities published via competitive price quotations with a threshold value of R2 000 to R10 000



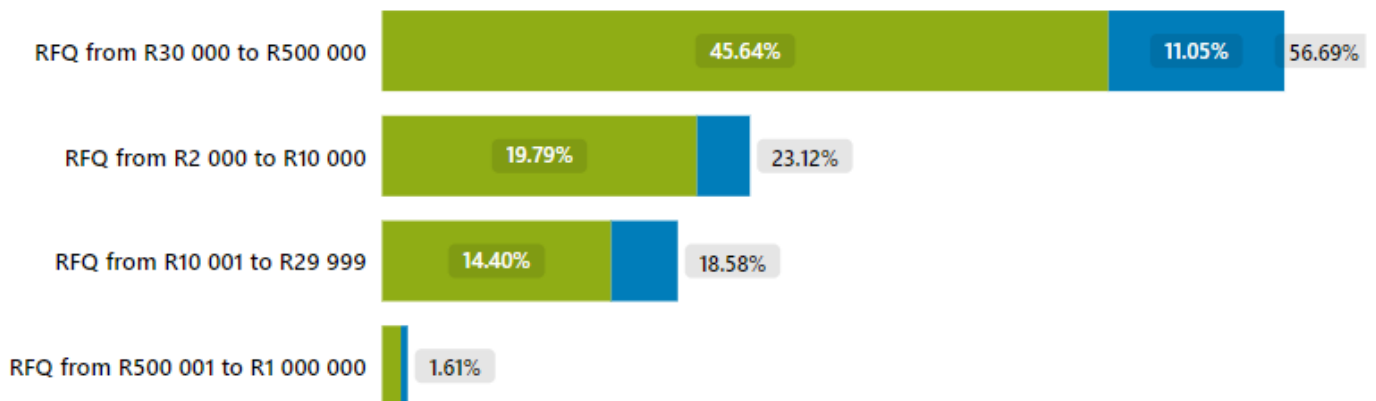
**3.33%** opportunities published via limited bidding with a threshold value of R2 000 to R10 000



**15.65%** opportunities published via limited bidding with a threshold value of R10 000 to R1 million

### % of RFQs Awarded per Threshold and Procurement Type

● Competitive Bidding ● Limited Bidding



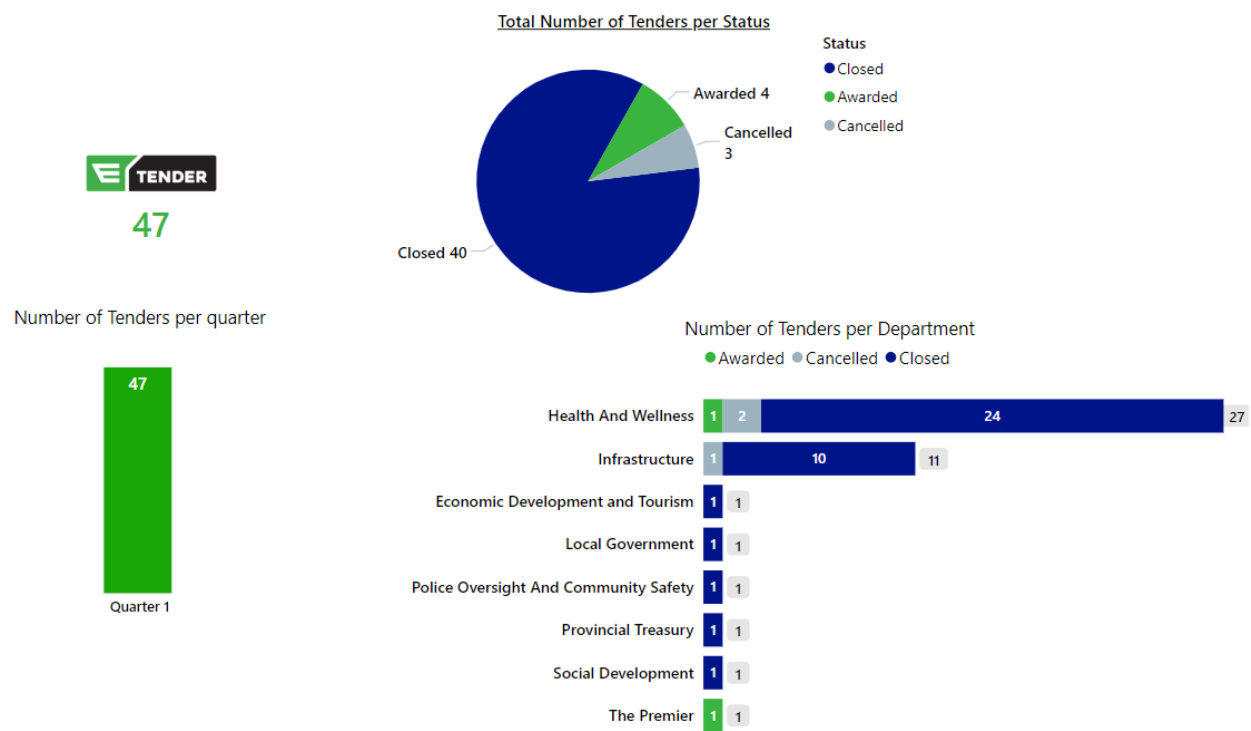
| Procurement Type                | Total RFQ Award Value  | Number of RFQs awarded |
|---------------------------------|------------------------|------------------------|
| <b>Competitive Bidding</b>      | <b>R205,923,639.00</b> | <b>3820</b>            |
| RFQ from R10 001 to R29 999     | R11,833,536.00         | 679                    |
| RFQ from R2 000 to R10 000      | R4,823,538.00          | 933                    |
| RFQ from R30 000 to R500 000    | R157,585,084.00        | 2152                   |
| RFQ from R500 001 to R1 000 000 | R31,681,481.00         | 56                     |
| <b>Limited Bidding</b>          | <b>R84,761,684.00</b>  | <b>895</b>             |
| RFQ from R10 001 to R29 999     | R3,496,488.00          | 197                    |
| RFQ from R2 000 to R10 000      | R990,797.00            | 157                    |
| RFQ from R30 000 to R500 000    | R65,441,156.00         | 521                    |
| RFQ from R500 001 to R1 000 000 | R14,833,243.00         | 20                     |
| <b>Total</b>                    | <b>R290,685,323.00</b> | <b>4715</b>            |

FORMAL TENDERS ADVERTISED VIA THE NATIONAL TREASURY e-TENDER PORTAL

As of 2 January 2023, The National Treasury has mandated that all bids must be advertised on the **e-Tender Portal** This requirement ensures that all procuring institutions use the portal for the mandatory publication of opportunities, bid awards and any bid related notifications.

In the first quarter of the 2024/25 financial year a total **47 bids** were advertised, **3** were cancelled and **4 awards** were published.

Tenders Advertised for New Bid Invitations; Awards and Cancellations via the National Treasury e-Tender Portal





PART D: SUPPLIER DEVELOPMENT AND EMPOWERMENT

SUPPLIER SUPPORT

In 2019, the WCG established the **Procurement Client Centre (PCC)** to enhance procurement processes and address related issues. The PCC provides face-to-face support and guidance to suppliers, assisting with profile registration and maintenance, document management, and inquiries.

The centre aims to facilitate suppliers' interactions with the WCG, improving skills, and resolve issues, ultimately enhancing government procurement and service delivery to our citizens.



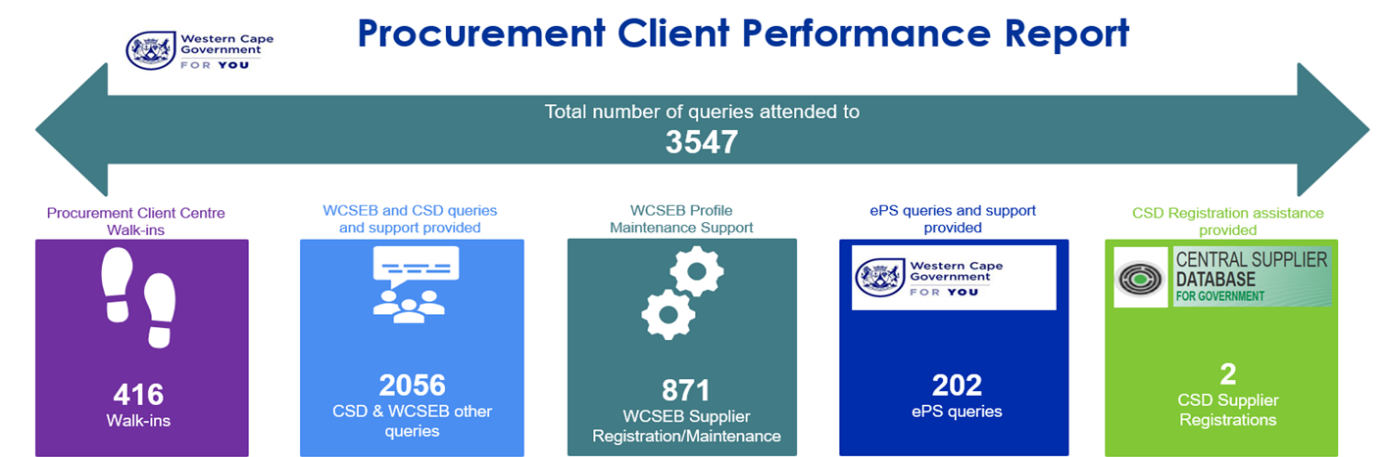
The PCC provides a range of services designed to simplify doing business with the government. It assists provincial departments, entities, municipalities, and suppliers with procurement support.

Key services include:

- An integrated helpdesk to guide clients through tender processes.
- Assistance for suppliers in registering and maintaining profiles on the National Treasury's **Central Supplier Database (CSD)** and the WCG's WCSEB
- Support for the ePS.

These services aim to enhance accessibility and efficiency in government procurement.

PROCUREMENT CLIENT CENTRE PERFORMANCE DURING THE FIRST QUARTER OF 2024/25



### **Frequently Asked Questions" (FAQs) and Resources:**

- For additional support the PCC offers comprehensive FAQs related to the. CSD and WCSEB You can access these FAQs: [here](#)
- FAQs and video tutorial for the Provincial Treasury's in-house ePS are available [here](#)

These FAQs are regularly reviewed and updated to keep suppliers informed about the latest developments regarding the databases and ePS.

## PART E: PROCUREMENT PLANNING 2024/25

### CONSOLIDATED PLANNED PROCUREMENT OPPORTUNITIES 2024/25

|  |  |   |  |  |
|--|--|---|--|--|
| <b>01</b><br>Number of Approved Plans:<br><br><b>215</b> | <b>02</b><br>Number of Planned Procurement Items:<br><br><b>2764</b> | <b>03</b><br>Number of Items on Performance Plans:<br><br><b>71</b> | <b>04</b><br>Number of Planned Engagements for the year:<br><br><b>262</b> | <b>05</b><br>Total Estimated Committed Procurement for the Province:<br><br><b>R30 727 067 636</b> |
|--|--|---|--|--|

### OPPORTUNITY CREATION 2024/25 FINANCIAL YEAR

| Department   | Total Estimated Value  | No of items  |
|--|------------------------|--------------|
| Department of Health and Wellness                            | R16.628.877.316        | 1 296        |
| Department of Education                                      | R5.630.448.978         | 368          |
| Department of Infrastructure                                 | R5.543.800.790         | 423          |
| Department of Premier  | R729.325.495           | 123          |
| Department of Social Development                             | R292.721.044           | 83           |
| Department of Police Oversight and Community Safety          | R99.947.327            | 19           |
| Department of Agriculture                                    | R69.750.046            | 129          |
| Department of Local Government                               | R43.056.000            | 34           |
| Department of Environmental Affairs and Development Planning | R24.630.990            | 11           |
| Department of Provincial Treasury                            | R11.679.415            | 12           |
| Department of Cultural Affairs and Sport                     | R7.702.947             | 142          |
| Department of Mobility                                       | R1.614.946.477         | 74           |
| Department of Economic Development and Tourism               | R30.180.811            | 50           |
| <b>TOTAL</b>   | <b>R30.727.067.636</b> | <b>2 764</b> |

For the 2024/2025 financial year, the Western Cape Government has planned **2 764** procurement items with a total estimated value of **R30.727.067.636**. The Department of Health and Wellness leads in planned procurement with an allocation of **R16.63 billion**, representing over half of the province's total planned procurement. The Department of Education follows with **R5.63 billion** allocated across 368 planned items. The Department of Infrastructure has 423 planned procurements, totaling an estimated **R5.54 billion**.

## PROCUREMENT OPPORTUNITIES FOR 2024/25 FINANCIAL YEAR

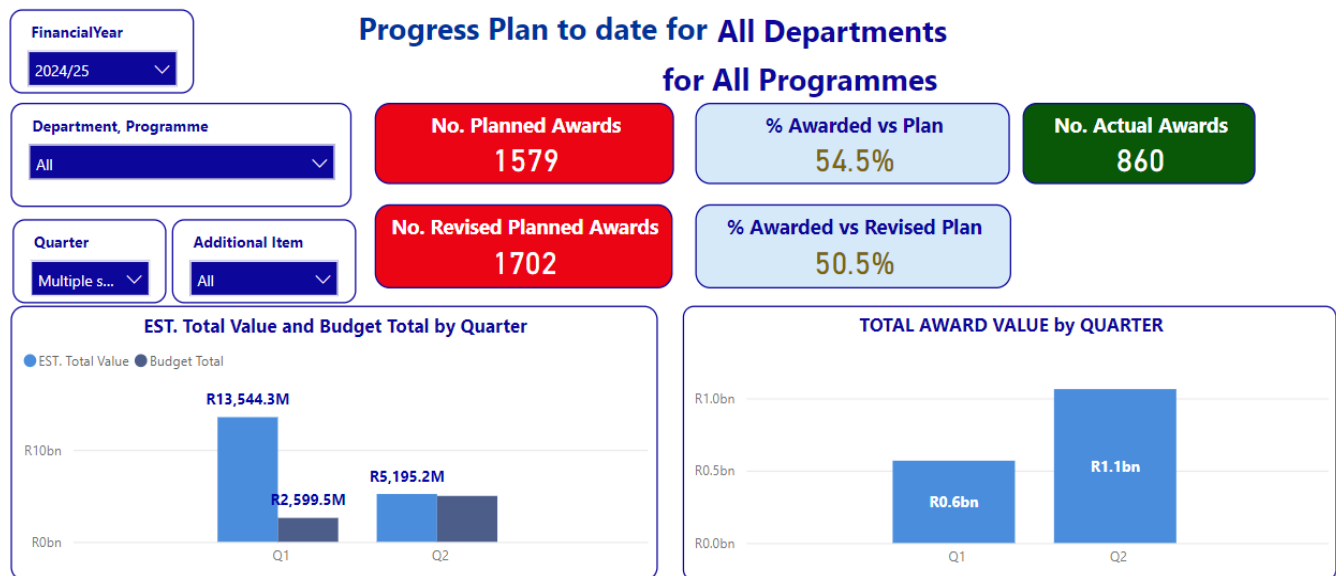
| Procurement Method              | Total Estimated Value  | No of items  |
|---------------------------------|------------------------|--------------|
| Competitive Bidding             | R23.812.534.783        | 1088         |
| Departmental Contracts          | R622.413.476           | 192          |
| Emergency Procurement           | R16.536.730            | 6            |
| Formal Quotations               | R534.196.343           | 1072         |
| Framework Agreement             | R2.118.496.280         | 34           |
| Informal Quotation              | R8.383.938             | 7            |
| Limited Bidding                 | R1.350.000             | 1            |
| Limited Bidding – Multi Source  | R1.743.126.193         | 82           |
| Limited Bidding – Single Source | R450.262.615           | 71           |
| Limited Bidding – Sole Source   | R139.753.420           | 45           |
| Transversal Contract            | R1.203.354.858         | 163          |
| Formal Tender                   | R69.000.000            | 2            |
| Other                           | R7.659.000             | 1            |
| <b>TOTAL</b>                    | <b>R30.727.067.636</b> | <b>2 764</b> |

Competitive Bidding represents the cornerstone of our procurement strategy, comprising **R23.81 billion**, or over 77% of the total planned procurement value. This method's dominance underscores our commitment to transparency, competition, and securing optimal value for money. With 1,088 items planned, it is evident that a significant portion of our procurement projects leverage this approach to ensure accountability and market-driven pricing.

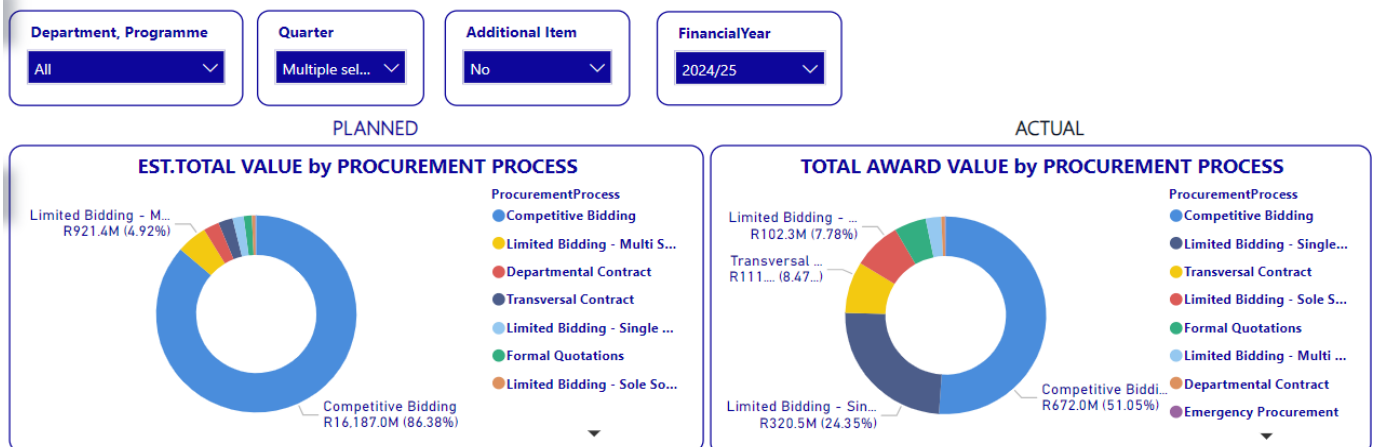
Additionally, **1 072 items**, with an estimated value of **R534.19 million**, are set to be advertised through the e-Procurement Solution system, further enhancing the efficiency and accessibility of our procurement processes. This digital approach aligns with our strategic focus on streamlining operations and promoting broad-based competition. Further, the strategic focus on establishing an e-SCM (e-Supply Chain Management) environment is highlighted, indicating the importance of expanding and refining the eProcurement Solution is deemed advantageous for the Western Cape Government.

For the financial year, **198** limited bids are planned, with 71 via a single source process, 45 via a sole source process and 82 via a multi-source limited bidding process.

## PERFORMANCE INFORMATION ON PROCUREMENT PLANNING TOOLKIT FOR QUARTER 1 AND 2 OF 2024/25 FINANCIAL YEAR



### Progress per Procurement Process for All Departments for All Programmes



Note: The procurement plans were signed off by the Provincial Departments on 31 March 2024, however, are subject to change as the year progresses due to various factors such as budgetary constraints; refocused strategic indicators; and intended procurement is no longer a need; or there is a postponement of the need. Hence this information is purely indicative of the planned procurement only.

- During Quarter 1 and Quarter 2 **860** tender opportunities are recorded as awarded totalling **R1.7 billion** million. This falls short against the planned **1 702** opportunities collectively planned in departments' procurement plans for the 2024/25 financial year.
- Opportunities totalling **R672.00** million (**51.05%**) were awarded via a competitive bidding process.

Tender opportunities will fluctuate throughout the year, making it essential for suppliers to prepare themselves for these opportunities. The below links can be used to stay updated on tender opportunities.

- eProcurement Solution: [here](#)
- eTender: [here](#)

## CONCLUSION

### **Our Commitment to Fair and Transparent Procurement:**

We are dedicated to maintaining fair and transparent procurement processes, even amidst regulatory changes and global economic challenges. Our goal is to deliver efficient services while supporting socio-economic development.

### **Key Points:**

- **Fairness and Transparency:** Our procurement practices meet constitutional standards, ensuring fairness and competitiveness.
- **Continuous Improvement:** We regularly review and consult with stakeholders to enhance governance and achieve value for money.
- **Modernization Efforts:** Initiatives like the e-Procurement Solution and the Western Cape Supplier Evidence Bank help us modernize procurement, improve efficiency, and support local businesses.
- **Strategic Management:** Despite economic challenges, we focus on strategic fiscal management and fostering economic growth to better serve our citizens.

This report outlines our procurement performance, including future opportunities, spending analysis, and initiatives to enhance effectiveness and socio-economic development in the Western Cape.

## CONTACT DETAILS

| Department                                     | Head of Department | CFO                         | Contact Details (HoDs)   | Contact Details (CFOs)   |
|--|--------------------|-----------------------------|--|--|
| Premier  | Dr H Malilla       | Mr. D Basson                | <a href="mailto:Harry.Malilla@westerncape.gov.za">Harry.Malilla@westerncape.gov.za</a>       | <a href="mailto:Drikus.Basson@westerncape.gov.za">Drikus.Basson@westerncape.gov.za</a>                 |
| Provincial Treasury                            | Ms. J Gantana      | Ms. A Smit                  | <a href="mailto:Julinda.gantana@westerncape.gov.za">Julinda.gantana@westerncape.gov.za</a>   | <a href="mailto:Annamarie.Smit@westerncape.gov.za">Annamarie.Smit@westerncape.gov.za</a>               |
| Police Oversight and Community Safety          | Mr H Arendse       | Mr. M Frizlar               | <a href="mailto:Hilton.Arendse@westerncape.gov.za">Hilton.Arendse@westerncape.gov.za</a>     | <a href="mailto:Moegamat.Frizlar@westerncape.gov.za">Moegamat.Frizlar@westerncape.gov.za</a>           |
| Education                                      | Mr. B Walters      | Mr. L Ely                   | <a href="mailto:Brent.Walters@westerncape.gov.za">Brent.Walters@westerncape.gov.za</a>       | <a href="mailto:Leon.Ely@westerncape.gov.za">Leon.Ely@westerncape.gov.za</a>                           |
| Health and Wellness                            | Dr K Cloete        | Mr. S Kaye                  | <a href="mailto:Keith.Cloete@westerncape.gov.za">Keith.Cloete@westerncape.gov.za</a>         | <a href="mailto:Simon.Kaye@westerncape.gov.za">Simon.Kaye@westerncape.gov.za</a>                       |
| Social Development                             | Dr R Macdonald     | Mr. JO Smith                | <a href="mailto:Robert.Macdonald@westerncape.gov.za">Robert.Macdonald@westerncape.gov.za</a> | <a href="mailto:Juan.Smith@westerncape.gov.za">Juan.Smith@westerncape.gov.za</a>                       |
| Mobility                                       | Ms. M Moore        | Mr. R Wiggil (Acting)       | <a href="mailto:Marissa.moore@westerncape.gov.za">Marissa.moore@westerncape.gov.za</a>       | <a href="mailto:Riaan.wiggil@westerncape.gov.za">Riaan.wiggil@westerncape.gov.za</a>                   |
| Environmental Affairs and Development Planning | Mr. G Gerber       | Mr. J Fritz (Acting)        | <a href="mailto:Gerhard.Gerber@westerncape.gov.za">Gerhard.Gerber@westerncape.gov.za</a>     | <a href="mailto:Johannes.fritz@westerncape.gov.za">Johannes.fritz@westerncape.gov.za</a>               |
| Infrastructure                                 | Adv. C Smith       | Ms P van der Merwe (Acting) | <a href="mailto:Chantal.Smith@westerncape.gov.za">Chantal.Smith@westerncape.gov.za</a>       | <a href="mailto:Pauline.vanderMerwe@westerncape.gov.za">Pauline.vanderMerwe@westerncape.gov.za</a>     |
| Agriculture                                    | Dr M Sebopetsa     | Ms L Govender               | <a href="mailto:Mogale.Sebopetsa@westerncape.gov.za">Mogale.Sebopetsa@westerncape.gov.za</a> | <a href="mailto:Linde.Govender@westerncape.gov.za">Linde.Govender@westerncape.gov.za</a>               |
| Economic Development and Tourism               | Ms J Johnston      | Ms. M Abrahams              | <a href="mailto:Jo-Ann.Johnston@westerncape.gov.za">Jo-Ann.Johnston@westerncape.gov.za</a>   | <a href="mailto:Mymoena.Abrahams@westerncape.gov.za">Mymoena.Abrahams@westerncape.gov.za</a>           |
| Cultural Affairs and Sport                     | Mr. G Redman       | Ms. BG Rutgers              | <a href="mailto:Guy.Redman@westerncape.gov.za">Guy.Redman@westerncape.gov.za</a>             | <a href="mailto:Brenda.Rutgers@westerncape.gov.za">Brenda.Rutgers@westerncape.gov.za</a>               |
| Local Government                               | Mr. G Pause        | Ms. B Sewlall-Singh         | <a href="mailto:Graham.Pause@westerncape.gov.za">Graham.Pause@westerncape.gov.za</a>         | <a href="mailto:bhavana.sewlall-singh@westerncape.gov.za">bhavana.sewlall-singh@westerncape.gov.za</a> |

| Public Entity                              | CFO                | Contact Details  |
|--|--------------------|--|
| Cape Nature                                | Mr. Mohamed Bhayat | <a href="mailto:mbhayat@capenature.co.za">mbhayat@capenature.co.za</a> |
| Western Cape Gambling and Racing Board     | Ms. Zoe Siwa       | <a href="mailto:zoe@wcgrb.co.za">zoe@wcgrb.co.za</a>                   |
| WESGRO                                     | Ms. S Gcwabe       | <a href="mailto:sandiso@wesgro.co.za">sandiso@wesgro.co.za</a>         |
| Western Cape Liquor Authority (Acting CFO) | Mr. Selwyn Adams   | <a href="mailto:Selwyn.Adams@wcla.gov.za">Selwyn.Adams@wcla.gov.za</a> |
| Casidra                                    | Mr. Freek van Zyl  | <a href="mailto:fvanzyl@casidra.co.za">fvanzyl@casidra.co.za</a>       |

### The Procurement Client Centre:

#### Physical address:

2<sup>nd</sup> floor  
 4 Waterford Place (SAP Building)  
 Century City  
 7441

#### Contact details:

Telephone: 021 833 5361  
 Email: [wcseb@westerncape.gov.za](mailto:wcseb@westerncape.gov.za)  
 Postal address: Private Bag X9165,  
 Cape Town,  
 8000