



Western Cape
Government

Transport and Public Works

BETTER TOGETHER.



Annual Report to Citizens

2016/17

Who are we?

We are the Western Cape Department of Transport and Public Works (DTPW).

Who is in charge?



The **Provincial Minister** is **Donald Grant**. He is an elected politician who is responsible for directing the Department's activities so that these are in line with national and provincial government policies.

The **Head of Department (HOD)** is **Jacqueline Gooch**. She is a public servant who is appointed to ensure that the Department meets its mandates and implements ministerial and governmental directives efficiently and effectively.



Our vision

To lead in the delivery of government infrastructure and related services.

Our mission

To deliver infrastructure and services to promote socio-economic outcomes and safe, empowered and connected communities

The core values of the Western Cape Government (WCG)



Caring



Competence



Accountability



Integrity



Innovation



Responsiveness

Staffing

The Department met its mandate by employing skilled and experienced personnel with due regard for employment equity considerations. Of a total of 2 193 funded posts, 2 164 posts were filled on 31 March 2017. The vacancy rate was 1,3%.



Total number of employees (including employees with disabilities) in each occupational level as at 31 March 2017

Occupational Level	Male				Female				Foreign Nationals		Total
	A	C	I	W	A	C	I	W	Male	Female	
Top management (Levels 15-16)	0	2	0	3	0	0	0	1	0	0	6
Senior management (Levels 13-14)	3	11	3	13	2	7	0	6	0	0	45
Professionally qualified and experienced specialists and mid-management (Levels 9-12)	25	120	7	99	24	47	1	24	0	1	348
Skilled technical and academically qualified workers, junior management, supervisors, foremen, and superintendents (Levels 6-8)	113	272	0	74	110	261	4	86	0	0	920
Semi-skilled and discretionary decision-making (Levels 3-5)	148	204	1	20	53	115	1	11	0	0	553
Unskilled and defined decision-making (Levels 1-2)	75	113	0	2	44	56	0	2	0	0	292
Total	364	722	11	211	233	486	6	130	0	1	2 164
Temporary employees	0	0	0	0	0	0	0	0	0	0	0
Grand total	364	722	11	211	233	486	6	130	0	1	2 164

A = African; C = Coloured; I = Indian; W = White.

Note: Includes all permanent, part-time and contract employees. Includes employees with disabilities. Information is presented by salary level, not post level.

Programmes

1. Administration

- Provides **strategic, policy and operational support** to the Department
- Provides **financial management and supply chain services** to the Department
- Assists **municipalities** to **develop integrated transport plans**
- Facilitates the development of **departmental strategies, policies and plans**
- **Addresses the shortage of skills** in the transport, built environment and engineering fields through the Professional Development Programme
- **Provides bursaries** to individuals studying for **transport, engineering and built environment qualifications**

2. Public Works Infrastructure



- Acquires and disposes of **immovable assets** (land and buildings)
- **Optimises utilisation** of WCG-owned properties
- **Leases office accommodation**
- Provides **accommodation services to WCG departments** and entities
- **Builds and maintains** health, education and general government **building facilities**
- **Creates short-term job opportunities** and **economic empowerment** through providing infrastructure

3. Transport Infrastructure

- Builds, rehabilitates and maintains the **provincial road network**
- Offers **learnerships and graduate training**
- Offers **diesel mechanic apprenticeships**
- Provides **technical support services**



4. Transport Operations

- **Manages** subsidised and specialised **transport services**
- **Facilitates land transport safety** and compliance programmes
- **Supports municipalities** to provide **land transport services**
- **Supports non-motorised transport**
- Creates **short-term job opportunities** and **economic empowerment** through the provision of infrastructure



5. Transport Regulation

- Provides **motor vehicle registration and licensing** services through municipalities
- Provides motor vehicle **roadworthy testing** services
- **Issues driver's licences** to competent drivers through municipalities
- Issues **permits for abnormal loads and events** on public roads
- Provides **overloading control services** on national and provincial roads
- Provides **licensing services** to **public transport** operators
- **Registers minibus taxi operators** and associations
- Implements and coordinates **road safety programmes**
- Provides **dispute resolution services** to the public transport sector
- Provides **law enforcement services** on national and provincial roads



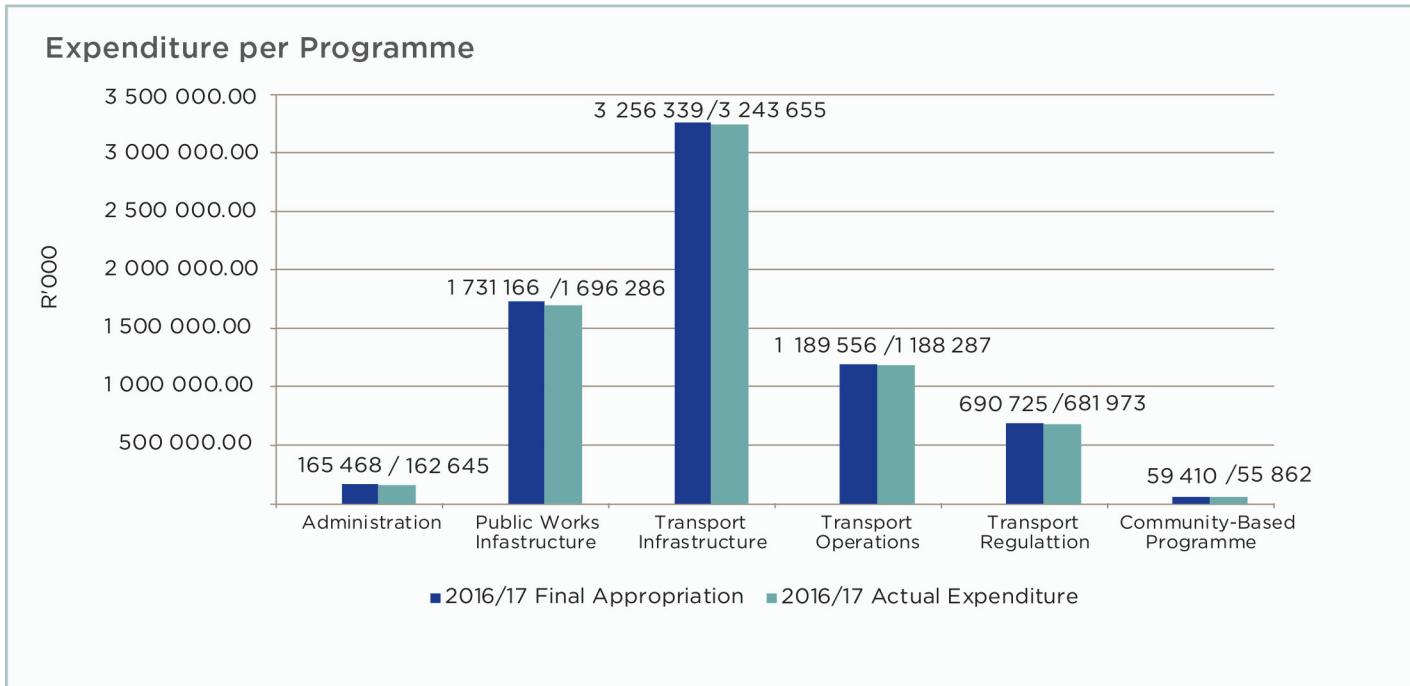
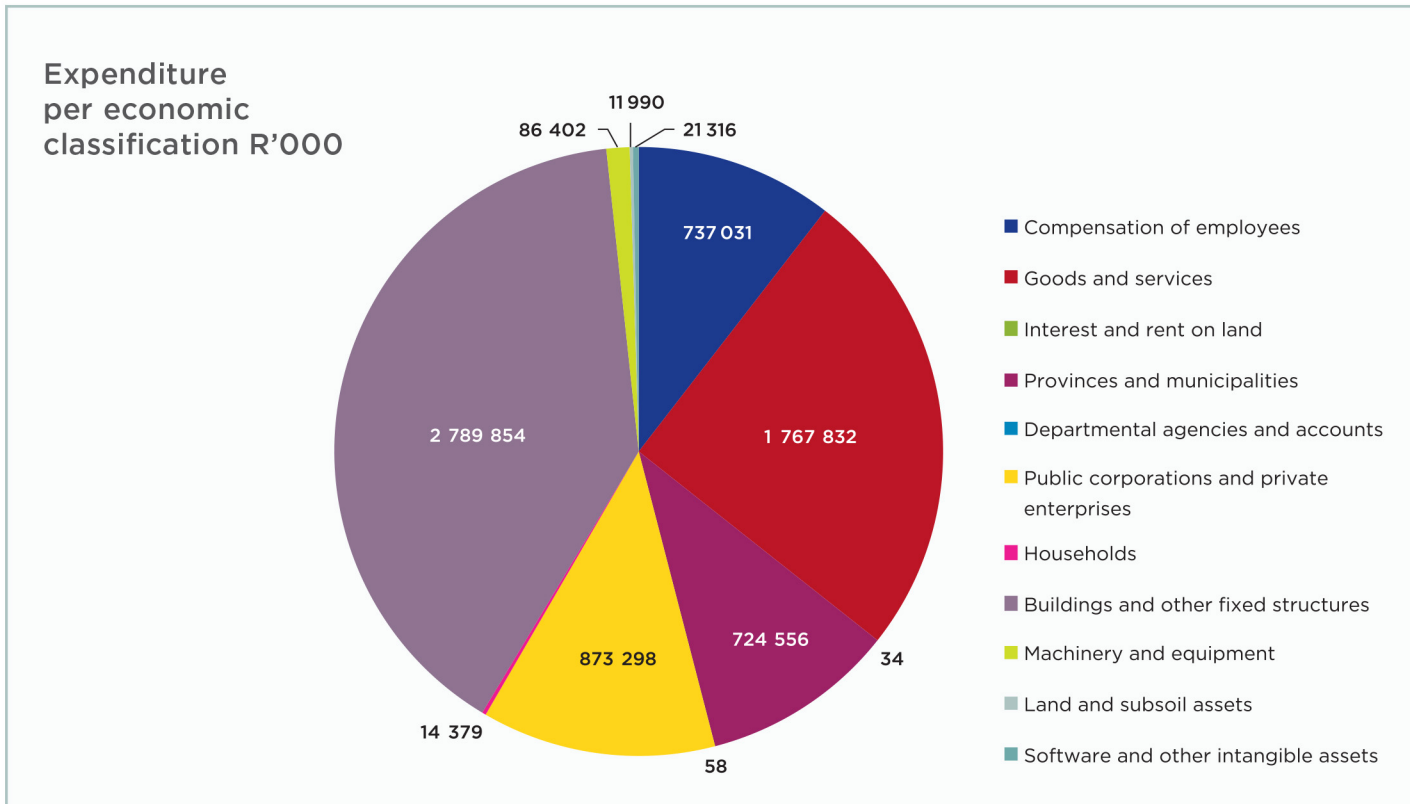
6. Community-Based Programmes

- Coordinates the **Expanded Public Works Programme (EPWP)**
- Facilitates programmes to **develop emerging contractors**
- Offers **construction-related skills development opportunities**, including apprenticeships for artisanal skills



Finance

DTPW's total budget for the 2016/17 financial year was R7 092 664 000 of which R7 028 708 000 was spent (99,1%). Motor vehicle licence revenue continued to dominate departmental own receipts, with the remainder consisting mainly of refunds, abnormal load licences, personalised motor vehicle registration numbers, rental of office buildings, interest, dividends and rent on land, fines, penalties and forfeits and lastly transfers received from the Road Traffic Management Corporation (RTMC) for road safety-related projects, and the Public Service Sector Education and Training Authority (PSETA) for a welding apprenticeship programme. The Auditor-General of South Africa conducts an audit every year, and DTPW has received a clean audit for the last three years. Complete financial information for 2016/17 can be found in the DTPW Annual Report at www.westerncape.gov.za/tpw.



Department of Transport and Public Works
9 Dorp Street, Cape Town, 8001
Private Bag X9185, Cape Town, 8000

Tel: 0860 212 414 Fax: 021 483 9851
Email: transport.publicworks@westerncape.gov.za

www.westerncape.gov.za/tpw

 @WCGovTPW

The Department of Transport and Public Works delivers infrastructure and services to promote positive socio-economic outcomes and safe, empowered and connected communities.

Afrikaans and isiXhosa versions of this document are available on request.



**Western Cape
Government**

Transport and Public Works

PR: 403/2015
ISBN: 978-0-621-44200-7

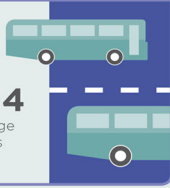
Key statistics | Transport and Public Works Annual Report 2016/17

INTEGRATED PUBLIC TRANSPORT

29

municipalities received assistance to review their integrated transport plans

Phase 4 of the Go George bus service was implemented



HOSPITALS AND CLINICS

13

new health facilities were completed

66

scheduled health maintenance projects were completed



BURSARIES

172

Masak'Isizwe bursars received support for transport, built environment, and engineering studies

72

staff members received staff bursaries



SKILLS DEVELOPMENT

944

staff members improved their qualifications and skills

50

trainees qualified as traffic officers



TRANSPORT REGULATION

390

compliance inspections conducted

105

taxi associations held AGMs

113

provincial regulatory entity hearings conducted

INTEGRATED DEVELOPMENT

1

district infrastructure status quo report was developed



SUPPORT FOR PROFESSIONAL REGISTRATION

8

engineering graduates (all of them engineers) met the minimum requirements for registration with the ECSA and six of them have been registered by the Engineering Council of South Africa

7

of these graduates were appointed in permanent positions in the DTPW after successfully applying for advertised positions

28

graduates received support towards meeting professional registration requirements



SCHOOLS

24

school projects were completed

18

Grade R classrooms were completed

61

scheduled maintenance projects were completed

ROAD SAFETY

27,5%

increase in seat belt compliance after the "First Kiss" campaign

562

road safety awareness programmes undertaken

361

schools involved in road safety education programmes

1 128 873

vehicles stopped and checked

4 708

speed operations conducted

2 467

drunken driving operations conducted

JOB CREATION THROUGH INFRASTRUCTURE DEVELOPMENT

5 976

EPWP work opportunities were created

EPWP

88 953

work opportunities were created

28 752

full-time equivalents (FTEs) were created

APPRENTICESHIPS, LEARNERSHIPS & INTERNSHIPS

55 apprentices received artisanal training in trades like electrical wiring, welding, carpentry, and plumbing

18 learners completed artisanal training in construction-related trades

64 matriculants participated in the Premier's Advancement of Youth (PAY) programme

15 mechanical artisans completed their training through the Apprenticeship Programme



CONTRACTOR DEVELOPMENT

347 220

emerging contractors received skills training

40

contractors were trained through 12 construction information sessions

40

contractors participated in a 5-week skills development programme

108

contractors received foundation phase training

13

empowerment assessments were concluded



PROVINCIAL ROADS

94%

of vehicle kilometres on surfaced roads were travelled on roads in fair or very good condition

559 848 m²

of surfaced roads were rehabilitated

58 km

of gravel roads were upgraded to surfaced roads

31 860 m²

of surfaced roads upgraded

133

gravel roads were re-gravelled



LAND AND BUILDINGS

54

capital infrastructure projects completed

61

scheduled maintenance projects were completed

11

immovable assets were sold

15 074


jobs created through construction and maintenance projects

1 367

condition assessments conducted on state-owned buildings

150

utilisation inspections of office accommodation conducted



TRANSPORT OPERATIONS

1 422 856

passenger trips were subsidised

10 420

public transport vehicles were weighed

2 520

public transport routes subsidised

38 315 171

public transport kilometres subsidised



Western Cape Government

Transport and Public Works

BETTER TOGETHER.

By sharing the responsibility, we can make the Western Cape **BETTER TOGETHER.**

Tel: 0860 212 414 | Fax: 021 483 9851 | www.westerncape.gov.za/tpw
Email: transport.publicworks@westerncape.gov.za | [@WCGovTPW](https://twitter.com/WCGovTPW)