

# KEY STATISTICS

### Health infrastructure


**10** new construction projects completed



**175** condition assessments conducted



**12** health facilities refurbished/renovated



### Education infrastructure

**8** new construction projects completed



**442** condition assessments conducted on state-owned education buildings

**19** education facilities refurbished/renovated



### Road infrastructure

**3 195** jobs/ work opportunities created through road infrastructure



**803** full-time equivalents created



**96 km** of gravel roads re-gravelled

**10 km** of gravel roads upgraded to surfaced roads



**247 658 m<sup>2</sup>** of surfaced roads rehabilitated

**2 514 352 m<sup>2</sup>** of surfaced roads resealed

### General infrastructure


**9** new construction projects completed



**37** utilisation inspections of WCG office accommodation completed



**25** maintenance projects completed



**280** condition assessments conducted on state-owned buildings



**25** facilities renovated/refurbished



### Road safety and law enforcement

**9 946** Traffic Law Enforcement operations conducted



**4 499** speed operations conducted

**4 320** drunken driving operations conducted

**574 912** vehicles weighed



**1 699 534** vehicles stopped and checked

**4 421** arrests for traffic offences



**5** pedestrians arrested



**2 954** arrests for driving under the influence



**138** arrests for speeding



**6 423** vehicles discontinued



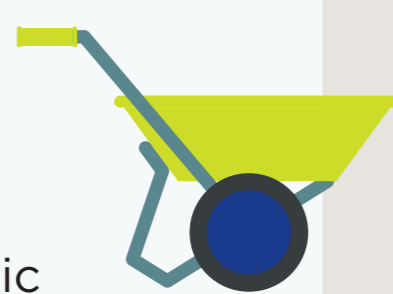
**1 737** vehicles impounded

**418** road safety education interventions conducted



### Job creation through the Expanded Public Works Programme

**4 457** work opportunities created through the Expanded Public Works Programme



**1 337** full-time equivalents created through the EPWP



### Skills development

**980** staff members trained with Workplace Skills Plan support

**101** trainees graduated from Gene Louw Traffic College as traffic officers

**196** unemployed youths commenced National Youth Service training



### Public transport operations

**2 098** public transport routes subsidised



**33 402 727 km** of public bus services subsidised

**1 190 345** bus trips subsidised



**12 643** cumulative annual no. of vehicles subsidised



### Contractor development

**81** contractors participated in the National Contractor Development Programme (road infrastructure projects)




**95** beneficiaries participated in the Contractor Development Programme



### Support for professional registration

**45** commitments signed to participate in the Professional Development Programme



### Public transport regulation

**108** Provincial Regulatory Entity hearings conducted

