



# 2020 Procurement Disclosure Report

PROCUREMENT IN THE WESTERN CAPE | 01/9 – 30/09/2020 | ISSUE 4: 30 OCTOBER 2020



Western Cape  
Government

BETTER TOGETHER.

**Authored by: Provincial Treasury**

Provincial Government  
Supply Chain Management

## Introduction

The Provincial Treasury is pleased to publish its fourth edition of the Western Cape Government's (WCG) Procurement Disclosure Report. This is in line with the requirements of section 217 of the South African Constitution and a demonstration of our continued commitment to good governance and transparency in public procurement in the Western Cape.

This report details all COVID-19 procurement-related expenditure in the Western Cape from **01 September 2020 to 30 September 2020** without repeating previously reported information. Please note that all previous editions of this report are available on the [Provincial Treasury website](#).

*Given the decline in COVID-19 procurement expenditure, monthly disclosure of provincial COVID-19 expenditures will continue to be released on the [Provincial Treasury website](#) in a simpler format that aligns with existing report requirements to National Treasury, and that includes expenditure by municipalities in the province where this information has been made available.*

Future editions of the Procurement Disclosure Report will be released on a quarterly basis, with the next edition being published on Monday, 08 February 2021. Provincial Treasury also commit to a comprehensive report covering all COVID-19 transactions for the 2020/21 financial year, and including all transactions for March 2020, which will be published in April 2021.

### REFLECTIONS ON COVID-19 PURCHASING

- There has been a decrease in procurement transactions during the month of September as the COVID-19 infection rate declined. Provincial departments and public entities have also concluded most of their essential purchasing in respect of COVID-19 immediate needs.
- Provincial departments and public entities collectively spent **R198,79 million** on COVID-19 procurement-related expenditures in September 2020, of which provincial departments spent **R198,76 million** and provincial public entities spent **R31 790**.
- This brings total COVID-19 procurement expenditures from 1 April 2020 to 30 September 2020 to **R1,59 billion**, of which provincial departments spent **R1,587 billion** and provincial public entities spent **R2,89 million**.

The Department of Health continues to be at the forefront of the COVID-19 response, and so continues to procure PPE for frontline staff. Further purchasing in respect of COVID-19 depends on the rate of infections experienced and projected in the province, and related procurement demand forecasts.

**Bookmark this website link to access future reports:**

[www.westerncape.gov.za/provincial-treasury/procurement-disclosure-report](http://www.westerncape.gov.za/provincial-treasury/procurement-disclosure-report)

## Background

The Procurement Disclosure Report provides the public, oversight bodies and other interested parties with useful information on WCG public procurement activities related to the COVID-19 pandemic. The quality and scope of information being published has been progressively expanded over time, from initially focusing on Personal Protective Equipment (PPE) procurement for provincial departments, but now also including all COVID-19 related procurement for all provincial departments and public entities.

## Objective

The Procurement Disclosure Report promotes transparency and public oversight of procurement within the Western Cape Government. This report seeks to provide accurate, relevant, meaningful and credible information, presented in a user-friendly and accessible document that reflects our procurement spending and commitments. It provides further context and insight on Western Cape Government procurement activities, processes and challenges experienced.

The Procurement Disclosure Report combines procurement data collected from various sources and eliminates duplication and discrepancies that result from the lead and lag times often associated with the various systems that capture procurement transactions.

## Current and Future Procurement Processes

Western Cape Government departments relied on their existing procurement policies and the requirements of the Public Finance Management Act, 1999 (Act No. 29 of 1999) ("the PFMA"), the National Treasury Regulations, 2005 ("the NTRs") and Provincial Treasury Instructions, 2019 ("the PTIs"), to procure any essential goods and/or services in response to the COVID-19 pandemic.

National Treasury (NT) Instruction Note 11 issued on 25 August 2020 indicates that the procurement of all goods, services and works will not automatically be regarded as emergency procurement. This Instruction Note took effect from 1 October 2020. The following procurement methods have always been, and will continue to be, followed by accounting officers and authorities in the Western Cape Government:

- **Price quotations:** for procurement requirements between R2 001 and up to R500 000 through the invitation of at least three or more quotations (in terms of National Treasury requirements), via the Western Cape Government's eProcurement Solution;
- **Competitive bidding:** for procurement requirements above R500 000;
- **Procurement by way of limited bidding:** where goods or services or works are purchased through a single source/specific group/category of possible supplier/s; service provider/s or contractor/s; provided that the requirements for limited bidding are met;
- **Emergency procurement:** using methods of procurement as defined in emergency procurement policies and emergency delegations;

- **Procurement from national or provincial transversal contracts:** These contracts are facilitated by the relevant treasuries to consolidate purchasing power across procuring entities;
- **Contracts procured by other organs of state:** where contracts established by other organs of state are used, that made provision for provincial participation; and
- **Honouring existing departmental contracts:** Departments will also honour any existing contracts that they have in place in response to pandemic needs.

## Reporting Methodology

The information in this report is drawn from various systems, including the Departmental Bids Awarded Registers; the LOGIS provisioning system, the ePS procurement system for quotations (now used for formal bids during the emergency dispensation), and the BAS payment and accounting system. This information is then matched and verified against the National Treasury's Central Supplier Database (CSD) and the Western Cape Supplier Evidence Bank, with respect to supplier information.

Supplier information is then correlated with government personnel information system (PERSAL) to ensure there is no conflict of interest for state employees doing business with the state. It is further validated against the National Treasury's register for tender defaulters.

Departments also submit a weekly report on all PPE and COVID-19 expenditure to the Provincial Treasury, including suppliers, prices, units of measures and expenditure to date. This was consolidated by the Provincial Treasury and submitted to the National Treasury. National Treasury has now amended this to a monthly reporting format with effect from 01 August 2020.

## Procurement Requirements for PPE and National Treasury Benchmark Pricing

The following requirements were applicable for PPE purchasing for the reporting period (please note that that these requirements were not all in place from the start of the COVID -19 disaster declaration but were issued at different intervals during lockdown):

1. That PPE items must comply with minimum specification as determined by the World Health Organisation (WHO); the National Department of Health (NDOH) and the Department of Trade and Industry and Competition (DTIC).
2. Prices must be equal to or lower than the applicable benchmark prices issued by National Treasury with a 10% allowable variance. Prices above the 10% require the approval of the relevant accounting officer of the procuring entity. Four iterations of benchmark prices were issued by National Treasury.
3. The supplier must be registered on the National Treasury's Central Supplier Database (CSD) and any other database as approved by National Treasury.

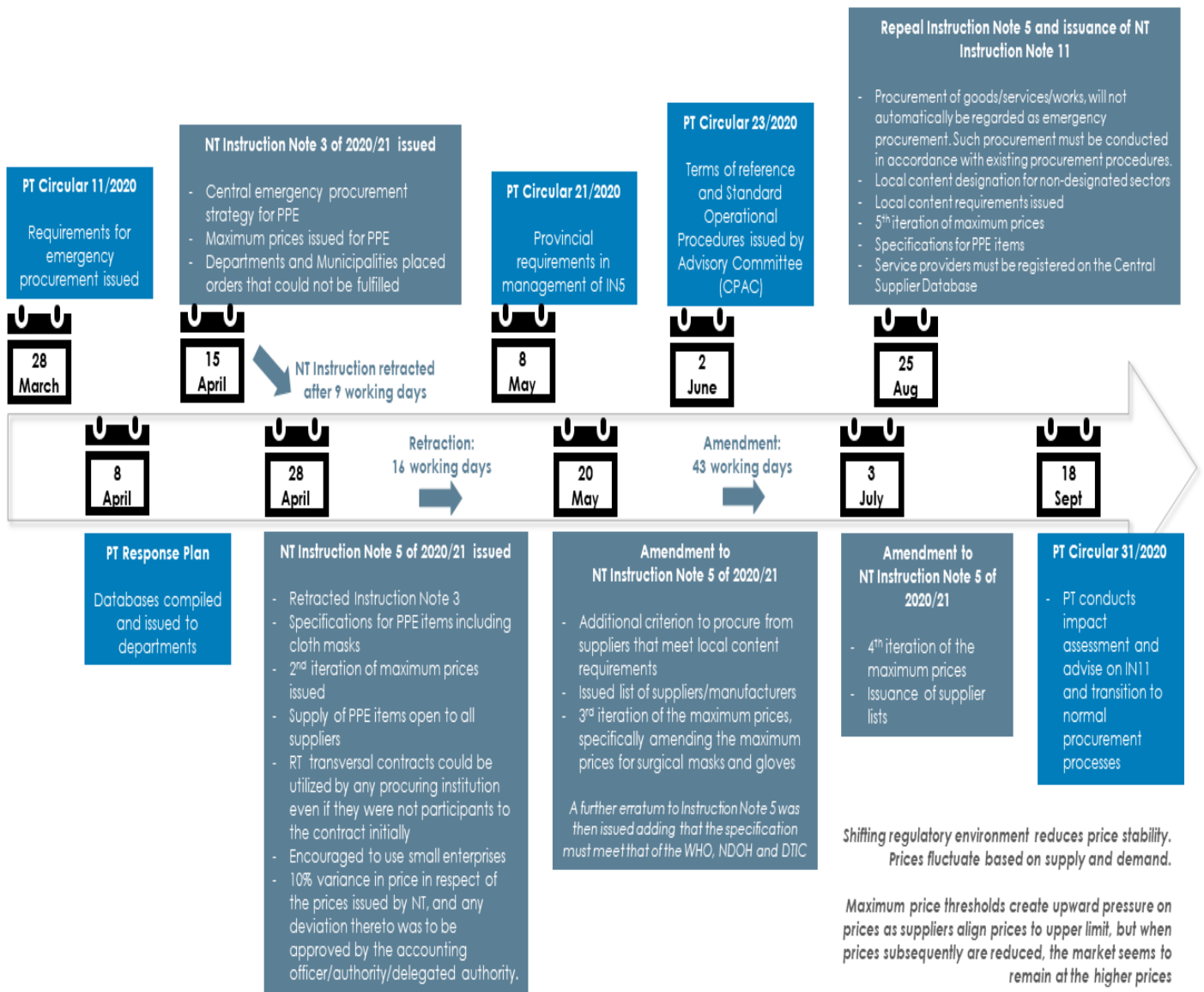
4. Cloth mask suppliers were also required to be registered with the Department of Small Business Development between 28 April 2020 and 20 May 2020. This requirement was subsequently retracted by the National Treasury on 20 May 2020.
5. Where applicable, the items must meet the minimum threshold for local content and production for the textile, clothing, leather and footwear sector.

In addition to the above, the National Treasury issued NT Instruction 11 of 2020 which became applicable to the Province from 1 October 2020 and will only be relevant to the next edition of the PDR. The following requirements are applicable as stipulated in compliance to NT Instruction Note 11:

1. Local content and manufacture must be applied to all PPE procurement at a 100% threshold in terms of the local content and manufacture designation for clothing and textiles. Provincial departments and public entities must ensure that these requirements are included in their bid advertisement when procuring PPE items.
2. Bidders not meeting the 100% local content and manufacture requirements will be deemed to be unresponsive to tender requirements.
3. Normal exemption processes will apply as and when required and bidders who are unable to meet the requirements must obtain exemption from the Department of Trade, Industry and Competition before their tender may be considered.
4. The 3 July 2020 benchmark pricing for PPE and fabric masks is confirmed, and organs of state must as far as possible negotiate prices with service providers. Where prices still exceed the benchmark prices issued by National Treasury, the necessary approvals must be obtained from the accounting officer, accounting authority or delegated person with justifiable reasons and confirmation that the prices are market related.
5. Where prices are identified as exorbitant by Western Cape Government procuring entities, these suppliers will be reported to the Competition Commission for further investigation for breaching competition rules.



The graphic below shows the timeline for benchmark prices issued by the National Treasury, which are summarised in Table 1. There have been no further amendments since the previous edition of the PDR:



**Table 1: National Treasury PPE Unit Price and Unit of Measure:**

VERSIONS ISSUED:	15 April 2020			28 April 2020			20 May 2020			03 July 2020 & 25 August 2020		
PPE Item	Unit Price	Price per Unit of Measure	Unit of Measure	Unit Price	Price per Unit of Measure	Unit of Measure	Unit Price	Price per Unit of Measure	Unit of Measure	Unit Price	Price per Unit of Measure	Unit of Measure
Apron	R1.70	R170.00	Box of 100	R2.97	R297.00	Box on 100	R2.97	R297.00	Box of 100	R1.90	R190.00	Box of 100
Biohazard bags	R1.80	R1.80	each	R1.30	R1.30	each	R1.30	R1.30	each	R1.30	R1.30	each
Body bags	R272.00	R272.00	Each	R210.60	R210.60	per bag	R210.60	per bag	per bag	R575.00	R575.00	per bag
Boot covers	R1.30	R130.00	Box of 100	R1.30	R130.00	Box of 100	R1.30	R130.00	Box of 100	R1.30	R130.00	Box of 100
Cloth mask-2 layers	Not indicated			R20.00	R20.00	each	R20.00	R20.00	each	R20.00	R20.00	each
Cloth mask-3 layers				R25.00	R25.00	each	R25.00	R25.00	each	R25.00	R25.00	each
Coveralls	R300.11	R300.11	each	R286.20	R286.20	each	R286.20	R286.20	each	R149.00	R149.00	each
Digital thermometer	R1 888.50	R1888.50	each	R2 527.20	R2 527.20	each	R2 527.20	R2 527.20	each	R992.00	R992.00	each
Examination gloves non-sterile	R2.78	R278.00	Box of 100	R0.46	R46.44	Box of 100	R0.90	R90.00	Box of 100	R1.75	R175.00	Box of 100
Eye protection	R149.00	R149.00	each	R100.44	R100.44	each	R10.44	R100.44	each	R71.25	R71.25	each
Gloves examination or surgical sterile	R9.23	R922.50	Box of 100	R5.78	R577.37	Box of 100	R7.00	R700.00	Box of 100	R8.25	R825.00	Box of 100
Gowns-isolation	R64.25	R64.25	each	R113.40	R1113.40	each	R113.40	R113.40	each	R119.00	R119.00	each
Gowns-surgical	R135.00	R135.00	each	R135.00	R135.00	each	R135.00	R135.00	each	R120.00	R120.00	each
Mask respirator	See below for specific mask pricing			R37.80	R378.00	Box of 10	R37.80	R378.00	Box of 10	R42.90	R429.00	Box of 10
Sanitisers and disinfectants				R183.60	R183.60	litre	R183.60	R183.60	litre	R79.80	R79.80	litre
Surgical mask-HCW	R12.48	R624.00	Box of 50	R12.48	R624.00	Box of 50	R18.00	R900.00	Box of 50	R15.50	R775.00	Box of 50
Surgical mask-patient	R10.22	R511.00	Box of 50	R10.22	R511.00	Box of 50	R15.00	R750.00	Box of 50	R11.50	R575.00	Box of 50
Visor/ face shield	R75.00	R75.00	each	R108.00	R108.00	each	R108.00	R108.00	each	R69.00	R69.00	each
Mask respirator-KN95/FFP2	R41.36	R413.60	Box of 100	Not reflected /defined in the same way as for 15 April 2020								
Mask respirator-N95	R59.73	R2 986.50	Box of 50									
Sanitisers and disinfectants												
20 litres	R1 309.09											
25 litres	R1 635.45											
500ml	R46.37											

\* Note: National Treasury re-issued the 3 July 2020 benchmark pricing via NT Instruction Note 11 and the different pricing and periods applicable from the start of the pandemic are depicted in the table above. Note that there were no further amendments since the previous edition of the PDR.

## Oversight of Procurement

The Provincial Treasury primarily plays an enabling role in supporting compliant and effective supply chain management in the Province. It also has regulatory responsibilities in terms of the Public Finance Management Act and its regulations. These include detailed monitoring of transactions across departments, that is designed to support accounting officers to proactively manage any emerging procurement risks. This is complemented by assurance activities in the Province, such as internal control and enterprise risk management functions within departments, internal audits and forensic services. External oversight activities include statutory external auditing by the Auditor General of South Africa, and formal investigations by the Special Investigative Unit and other agencies.

Citizen oversight is an important complement to these activities. The Western Cape Government supports and protects whistleblowers. Should you have any information about irregularities related to supply chain management matters, please report to:

- Email: [Tip.Offs@westerncape.gov.za](mailto:Tip.Offs@westerncape.gov.za)
- Toll-free: 0800 701 701
- Tel: 021 483 0901/0931
- Fax: 021 483 0928
- Street address: 9 Riebeeck Street, Fourth Floor, Atterbury House, Cape Town
- Postal address: PO Box 659, Cape Town, 8000

## Frequently Asked Questions

Frequently asked questions and answers about Western Cape Government procurement:  
<https://www.westerncape.gov.za/provincial-treasury/procurement-disclosure-report>

## Report Glossary

<b>Payment Quantity</b>	The number of items purchased
<b>Last Unit of Measure</b>	The size, volume or composite quantity of items
<b>Average Unit Price</b>	Average cost per individual unit paid by the Department
<b>Date of Applicable NT Price</b>	To cross reference National Treasury benchmark prices, this date must be used
<b>Payment Amount</b>	Total amount that was paid to the supplier for a particular purchase
<b>Commitment</b>	A commitment is a contractual arrangement that binds the department to incur future expenditure based on goods, services and capital assets that are still to be received



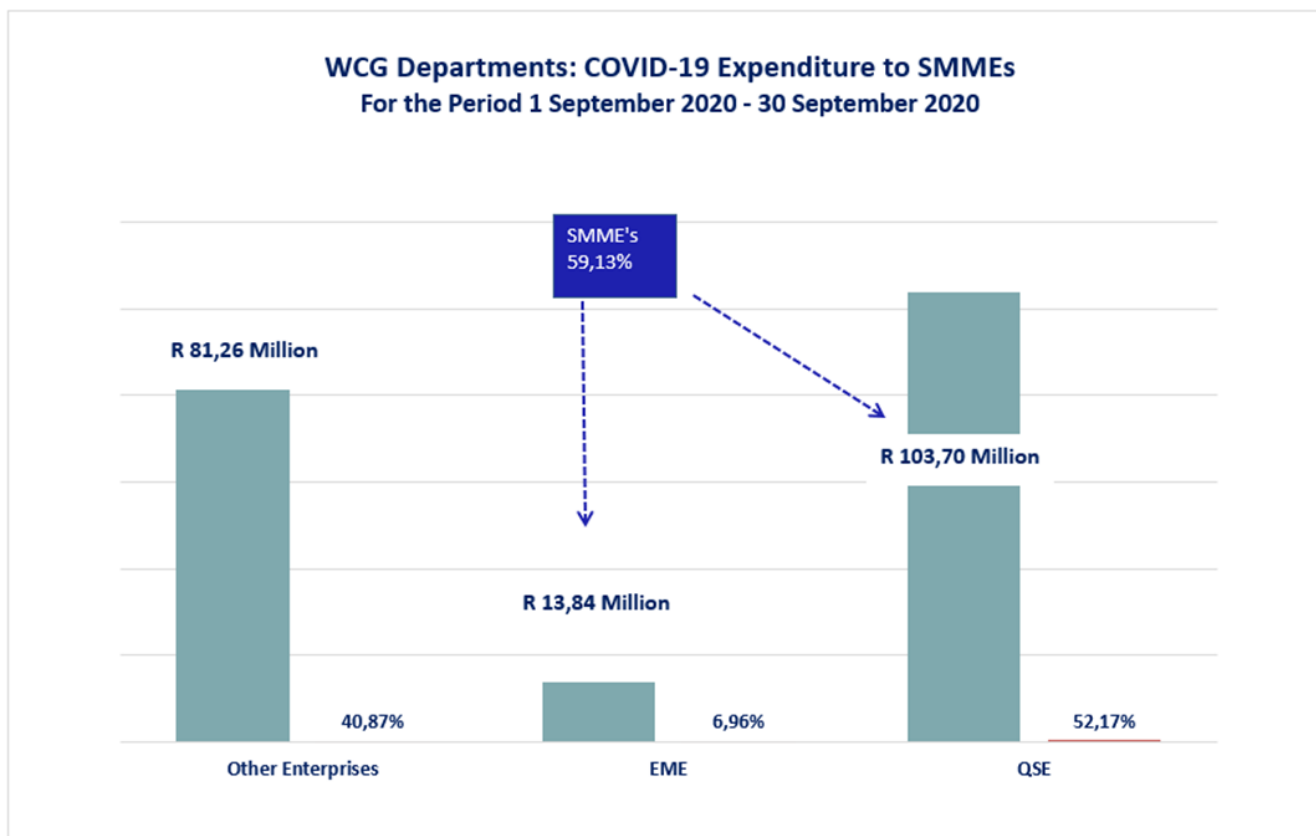
# SMME Spend Snapshot

In terms of Section 4.1. of the Broad Based Black Economic Empowerment Amendment Act, 2013 (Act 53 of 2003) any enterprise with an annual total revenue of R10 million or less qualifies as an Exempted Micro Enterprise (EME) and in terms of Section 5.1, a measured entity with an annual total revenue between R10 million and R50 million qualifies as a Qualifying Small Enterprise (QSEs). These enterprises are collectively classified as Small, Medium, and Micro Enterprises (SMMEs).

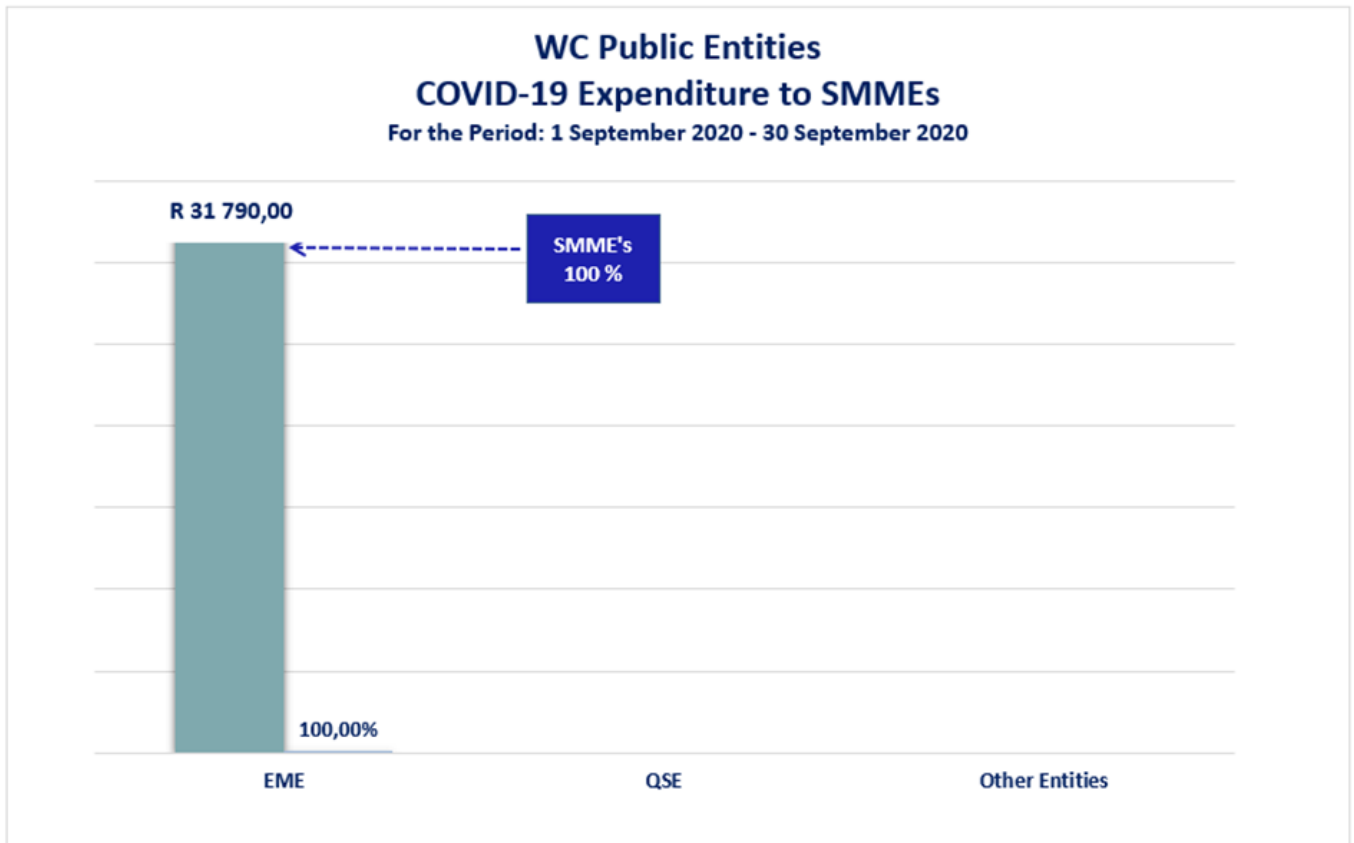
Preferential procurement is one of the objectives of broad based black economic empowerment and as per the Preferential Procurement Policy Framework Regulations, 2017, all bids are evaluated in terms of the 80/20 or 90/10 preference point system for which the 80 or 90 points are allocated for price while the 20 or 10 points are allocated for preference according to the B-BBEE contributor status of the respective bidder. Bids are awarded to bidders scoring the highest total preference points which may not necessarily be the cheapest price.

Graph 1 below shows the collective Western Cape Government COVID-19 procurement spending that went to SMMEs. Note that the national target is that 30% of procurement spending goes to SMMEs via sub-contracting mechanisms. The Western Cape Government has exceeded this target through direct procurement for the period by approximately 12%.

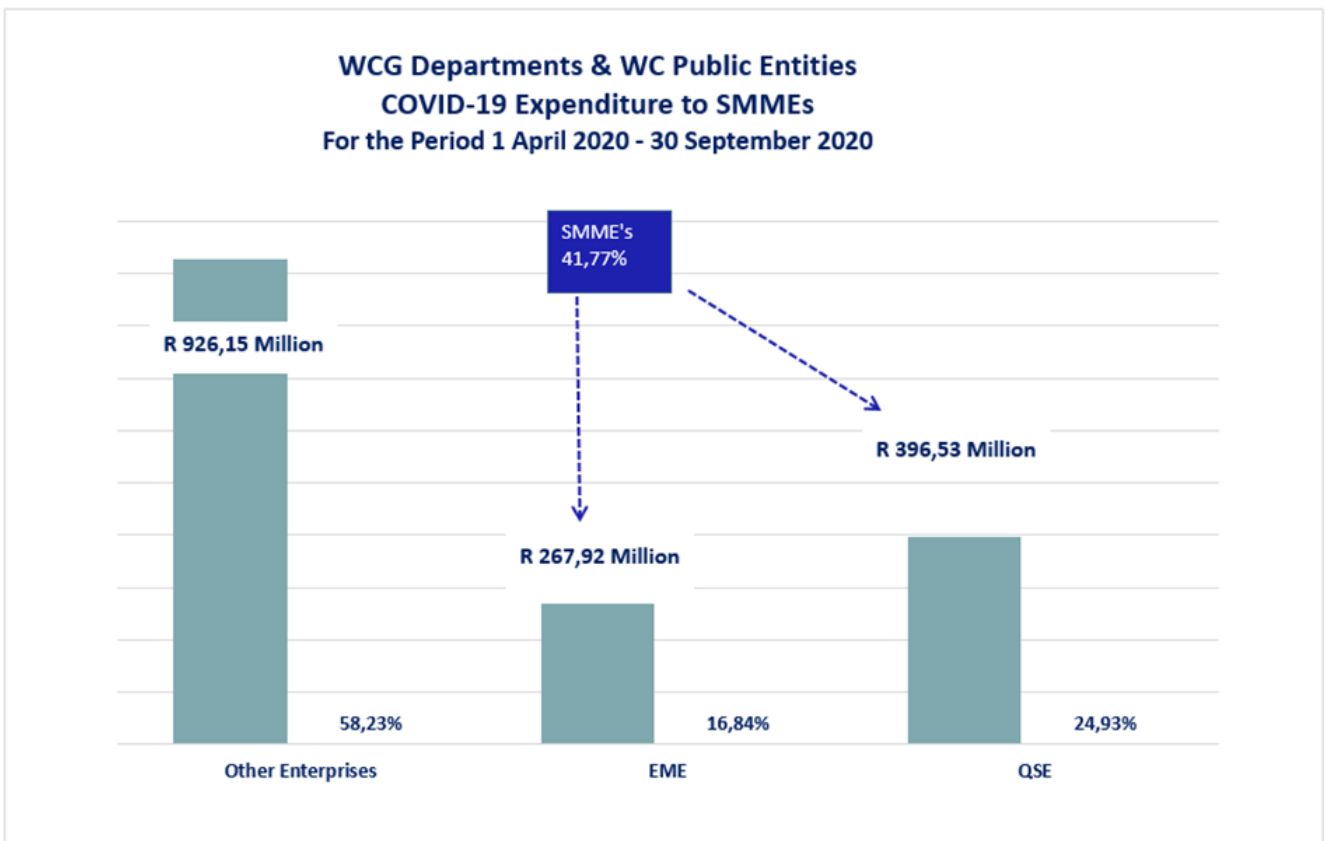
**Graph 1: Percentage of COVID-19 expenditure by provincial departments benefiting SMME's in September 2020.**



Graph 2: Percentage of COVID-19 expenditure by provincial public entities benefiting SMME's in September 2020.



Graph 3: Percentage of total provincial expenditure in respect of COVID-19 (provincial departments and provincial public entities) that benefited SMME's: 01 April 2020 - 30 September 2020.



# Summary of Expenditure

Table 2(a): Summary of expenditure per department for the period 01 September 2020 to 30 September 2020:

Department	PPE Expenditure	Other COVID-19 Expenditure
Department of Agriculture	R828 933,87	R56 274,65
Department of Community Safety	R 267 420,11	R 63 897,50
Department of Cultural Affairs and Sport	-	R 2 000,00
Department of Economic Development and Tourism	-	R 113 589,97
Department of Education	R76 969 393,96	R4 578 002,69
Department of Environmental Affairs and Development Planning	-	-
Department of Health	R9 107 009,82	R49 148 913,77
Department of Human Settlements	-	-
Department of Local Government	-	R1 967 210,00
Department of Social Development	R 829 068,40	R 1 437,50
Department of Transport and Public Works	R5 497,00	R 53 484 063,37
Department of the Premier	-	R1 237 494,34
Provincial Treasury	-	R103 500,00
<b>Total</b>	<b>R 88 007 323,14</b>	<b>R 110 756 293,79</b>
<b>Grand Total</b>		<b>R 198 763 616,93</b>

Table 2(b): Summary of expenditure per public entity reporting expenditure for the period 01 September 2020 to 30 September 2020:

Department	PPE Expenditure	Other COVID-19 Expenditure
Western Cape Liquor Authority	R4 610,00	-
Cape Nature	R27 180,00	-
<b>Total</b>	<b>R31 790,00</b>	<b>-</b>
<b>Grand Total</b>		<b>R31 790,00</b>

# Detailed Expenditure

Please note that all transactions with a specific supplier have been consolidated based on item descriptions.

## Department of Agriculture

The tables below detail all COVID-19 expenditure by the Western Cape Department of Agriculture for **September 2020**. Total PPE procurement spend amounts to R774 198,85, while other COVID-19 procurement for the period under review totals R56 274,65.

**Table 3(a) PPE Procurement**

Supplier Name	Description	Payment Quantity	Unit of Measure	Unit Price	Date of Applicable NT Price	Total Amount
Aim to Clean	Digital thermometer	92	Each	R992,00	2020/07/03	R91 264,00
Aim to Clean	Multi-purpose sanitisers and disinfectants	2018	1 Litre	R79,80	2020/07/03	R161 036,40
Aim to Clean	Non-sterile examination gloves	20	Box of 100	R165,00	2020/07/03	R3 300,00
Aim to Clean	Supply and installation of sanitising stations	160	Each	R925,00	N/a	R148 000,00
Aim to Clean	Supply and installation of sanitising stations	336	Each	R975,00	N/a	R327 600,00
Lakato	Surface sanitisers and disinfectants	30	1 Litre	R27,08	2020/07/03	R812,45
Medical Innovations	Automated sanitiser dispensers	40	Each	R684,25	N/a	R54 740,00
Medical Innovations	Automated sanitiser dispensers	60	Each	R684,25	N/a	R41 055,00
Overberg Agri	Hand sanitisers and disinfectants	2	1 Litre	R361,10	2020/07/03	R722,20
Overberg Agri	Hand sanitisers and disinfectants	6	1 Litre	R67,30	2020/07/03	R403,80
<b>Grand Total</b>						<b>R774 198,85</b>

**Table 3(b) Other COVID-19 Procurement**

Supplier Name	Description	Total Amount
Aim to Clean	COVID-19 Stickers	R14 774,65
*Samcho Cleaning Services	Sanitising of buildings	R41 500,00
<b>Grand Total</b>		<b>R56 274,65</b>

\*Previously reported as a commitment. Partial payment made in September 2020

## Department of Community Safety

The table below details all COVID-19 expenditure by the Western Cape Department of Community Safety for **September 2020**. Total PPE procurement spend amounts to R267 420,11 while other COVID-19 procurement for the period under review totals R63 897,50.

**Table 4(a) PPE Procurement**

Supplier Name	Description	Payment Quantity	Unit of measure	Unit price	Date of Applicable NT Price	Total Amount
*Rush School and Sportwear	Three- layer fabric cloth masks	14120	Each	R18,50	2020/07/03	R261 220,00
Swarve Trading	Hand sanitisers and disinfectants	20	5 Litre	R310,01	2020/07/03	R6 200,11
<b>Grand Total</b>						<b>R267 420,11</b>

\*Previously reported as a commitment. Partial payment made in September 2020

**Table 4(b) Other COVID-19 Procurement**

Supplier Name	Description	Total Amount
Buttered Baker	Catering	R16 672,50
Diba Consultancy and Events Management	Catering	R30 225,00
Gaba Investments Holdings	Transport	R17 000,00
<b>Grand Total</b>		<b>R63 897,50</b>

## Department of Cultural Affairs and Sport

The table below details all COVID -19 expenditure by the Western Cape Department of Cultural Affairs and Sport for **September 2020**. Total PPE procurement spend amounts to R2000,00. There was no other COVID -19 procurement reported for the period under review.

**Table 5(a) Other COVID-19 Procurement**

Supplier Name	Description	Total Amount
Lizeka Madlolo	Sign language interpreting services	R2 000,00
<b>Grand Total</b>		<b>R 2 000,00</b>

\*Further commitments made but not yet paid: R40 000.00, Disability Included; Sign Language Interpreting Services



## Department of Economic Development and Tourism

The table below details all COVID-19 expenditure by the Western Cape Department of Economic Development and Tourism for **September 2020**. Total PPE procurement amounts to R113 589,97.

**Table 6(a) Other COVID-19 Procurement**

Supplier Name	Description	Total Amount
<b>Connelly Developers</b>	Manual sanitiser dispensers	R3 920,00
<b>Prestige Group</b>	Manual sanitiser dispensers	R9 570,15
<b>Umlingani Group (FCB)</b>	Advertising	R100 099,82
<b>Grand Total</b>		<b>R113 589,97</b>

## Department of Education

The table below details all COVID-19 expenditure by the Western Cape Department of Education for **September 2020**. Total PPE procurement spend amounts to R76 969 393,96 while other COVID-19 procurement for the period under review totals R4 578 002,69.

**Table 7(a) PPE Procurement**

Supplier Name	Description	Payment Quantity	Unit of measure	Average Unit price	Date of Applicable NT Price	Total Amount
M and H Office Equipment	Dispenser: folded paper towels, plastic	13	Each	R395	N/A	R5 135,00
M and H Office Equipment	Manual sanitiser dispensers	11	Each	R2129,95	N/A	R23 429,45
Masiqhame Trading 1057	Gloves, Latex, Yellow Household	807	Per pair	R72,63	N/A	R58 612,41
Masiqhame Trading 1057	Multi-purpose sanitisers and disinfectants - bleach	6864	25 Litre	R203,19	2020/05/20	R1 393 893,00
Masiqhame Trading 1057	Multi-purpose sanitisers and disinfectants - soap	18809	5 Litre	R595,18	2020/04/28	R11 339 153,27
Masiqhame Trading 1057	Multi-purpose sanitisers and disinfectants	39425	25 Litre	R257,26	2020/04/28	R10 154 954,49
Masiqhame Trading 1057	Non-sterile examination gloves	46	Box of 100	R90,79	2020/04/15	R4 176,34
Masiqhame Trading 1057	Hand sanitisers and disinfectants	4239	25 Litre	R1940,00	2020/05/20	R8 223 660,00
Masiqhame Trading 1057	Hand sanitisers and disinfectants	17951	25 Litre	R1710,00	2020/05/20	R30 696 210,00
Sunnyside Logistics	Hand sanitisers and disinfectants	150	500ml	R125,00	2020/05/20	R18 750,00
<b>Grand Total</b>						<b>R76 969 393,96</b>

Table 7(b) Other COVID-19 Procurement

Supplier Name	Description	Total Amount
360 Fogging SA	Sanitising of buildings	R1 092,50
Atlantic Pest and Hygiene Solutions	Sanitising of buildings	R2 715,00
Canbigold	Sanitising of buildings	R7 649,80
Complex Hygiene	Sanitising of buildings	R13 936,00
Connor Pest Control Service	Sanitising of buildings	R4 058,00
D.I.S. Pest Division	Sanitising of buildings	R1 335,00
Daffodil Trading 39	Sanitising of buildings	R1 050,00
Doepa Trading 36	Sanitising of buildings	R3 210,00
Garchem Technologies (Pty) Ltd	Sanitising of buildings	R17 319,00
Hotline Plumbing and Renovations	Sanitising of buildings	R11 514,20
ITC Pest Control Services and Solutions	Sanitising of buildings	R13 995,00
Leovsa	Sanitising of buildings	R21 850,00
Madams Trinity Services	Sanitising of buildings	R20 061,98
ME Enterprises and Pest Control Services	Sanitising of buildings	R4 250,00
Park Avenue Stationers (Cape)	Stickers	R18 216,00
Peninsula School Feeding Association	School Feeding	R100 796,59
Pest Control (Boland)	Sanitising of buildings	R690,00
Pest Relievers	Sanitising of buildings	R2 127,50
Playtime Productions	Test alcohol content in sanitiser	R2 916,00
Proaudiostar	Sanitising of buildings	R1 260,60
Rassol Clean	Sanitising of buildings	R4 772,50
Reactive Maintenance Specialists	Sanitising of buildings	R5 692,50
Rentokil Initial	Sanitising of buildings	R9 623,20
Rosale Trading	Sanitising of buildings	R14 893,00
SCS & services	Sanitising of buildings	R1 017,60
Shabba Man Trading	Sanitising of buildings	R3 500,00
Smart Fogging Solutions	Sanitising of buildings	R29 003,52
SS Solutions	Sanitising of buildings	R24 149,60
Triple A Solutions	Sanitising of buildings	R3 000,00
Witlow Cleaning Solutions and Repairs	Sanitising of buildings	R2 500,00
Various Schools	Curriculum support to schools	R4 204 185,40
<b>Grand Total</b>		<b>R4 578 002,69</b>

## Department of Environmental Affairs and Development Planning

No further commitments in respect of COVID-19 were reported by the Department for the period of disclosure.

## Department of Health

The table below details all COVID-19 expenditure by the Western Cape Department of Health for **September 2020**. Total PPE procurement expenditure amounts to R9 107 009,82, while other COVID-19 procurement for the period under review totals R49 148 913,77.

**Table 8(a) PPE Procurement**

Supplier Name	Description	Total Amount
Afrox	Other PPEs	R110 678,88
Afrox	Other PPEs	R310 148,34
Allmed Healthcare Professionals	Other PPEs	R12 950,94
Ambition 24 Hours	Other PPEs	R15 761,56
Anstro Catering Equipment CC	Other PPEs	R1 510,98
Compass Medical Waste Services	Other PPEs	R30 930,43
EMJ Distributors	Other PPEs	R2 250,00
Endomed Medical &Surgical supp	Non-sterile examination gloves	R44 800,00
Evergreen Latex	Non-sterile examination gloves	R108 206,00
Floris Contractors	Sanitising spray bottles	R25 055,00
Gibela Trade and Invest 1001	Apron	R9 300,00
Golfbizniz	Eye protection - goggles	R20 000,00
Grobir Medical Suppliers	Other PPEs	R6 600,00
Health Staff	Other PPEs	R22 490,20
Immemploy Recruitment Agency	Other PPEs	R30 265,12
Innovo Networks	Non-sterile examination gloves	R150 000,00
Intermed	Digital thermometer	R1 138,50
K2 Medical	Sanitising spray bottles	R11 784,09
K2QConsulting	Other PPEs	R13 600,00
Lebisang suppliers	Other PPEs	R1 320,00
LJ Cape Suppliers	Sanitising spray bottles	R900,00
Logan Medical and Surgical	Isolation gowns	R69 000,00
Medi-core Technologies	Other PPEs	R3 136,57

Supplier Name	Description	Total Amount
Medi-core Technologies	Other PPEs	R255 650,20
Medi-core Technologies	Apron	R7 200,00
Mobilia Office Furniture	Other PPEs	R5 375,00
Multisurge	Other PPEs	R9 080,00
Multisurge	Surgical masks for health care workers	R230 000,00
New Age Medident	Respirator mask	R46 000,00
Obsidian Health	Other PPEs	R142 025,00
Primacare Homecare and Clinic Furniture	Other PPEs	R1 380 000,00
Promed Technologies	Non-sterile examination gloves	R1 883 000,00
PTA Agencies	Eye protection - goggles	R40 019,70
PTA Agencies	Isolation gowns	R239 800,00
PTA Agencies	Non-sterile examination gloves	R2 519,00
PTA Agencies	Sanitising spray bottles	R27 048,00
Respiratory Care Africa	Other PPEs	R1 100 750,51
Ribbens Office Solutions	Other PPEs	R6 003,00
Sanichem	Surface sanitisers and disinfectants	R205 725,45
Service Products	Isolation gowns	R2 077 463,89
Stelmed	Non-sterile examination gloves	R206 700,00
Stelmed	Sterile examination or surgical gloves	R23 950,00
Stelmed	Sterile examination or surgical gloves	R71 850,00
Triple 3 Services	Other PPEs	R17 705,00
Triple Peaks Commodities	Other PPEs	R1 869,00
Vredebst Suppliers	Other PPEs	R1 087,50
Welch Allyn SA	Other PPEs	R2 703,56
West Coast Technology	Other PPEs	R29 097,30
Xerus Surgical	Sanitising spray bottles	R74 432,30
Xolisa Menemene Radiographers	Other PPEs Other PPEs	R6 546,37
<b>Grand Total</b>		<b>R9 107 009,82</b>

Table 8(b) Other COVID-19 Procurement

Supplier Name	Description	Total Amount
Ac Rhode Trading	Infrastructure	R2 550,00
Afrox	Infrastructure	R600 670,20
All 4 Security Services	Security	R65 416,77
Allmed Healthcare Professionals	Human resource services	R301 286,87
Ambition 24 hours	Human resource services	R20 656,52
Amcomed	Infrastructure	R10 650,15
Anstro Catering Equipment CC	Infrastructure	R977,55
Anstro Catering Equipment CC	Infrastructure	R1 062,91
Ape Holdings	Infrastructure	R49 300,00
Arcus Facilities Management	Infrastructure	R1 880 828,47
Arti Volt SA	Infrastructure	R6 886,00
Atlantic Pest and Hygiene Solutions	Infrastructure	R44 000,00
Azorra Technologies	Stationery	R33 915,80
Baia Formosa Trading 37	Services	R1 582 191,64
Beckles Construction	Infrastructure	R39 460,20
Bellcore	Infrastructure	R29 999,98
Bidvest Services	Sanitising of building	R137 728,59
Blaauwberg Meat Specialities	Food parcels	R49 762,00
Blaauwberg Meat Specialities	Food parcels	R400,00
BMS Medical	Infrastructure	R18 150,00
Boland Travel	Accommodation	R176 730,00
Brand Universe	3M 6000 series masks	R251 550,00
Brand Universe	Stationery	R250 560,00
City Security Services	Security	R85 446,67
Compass Medical	Infrastructure	R43 988,74
Compass Medical Waste Services	Infrastructure	R60 178,01
Containers 4 Less	Infrastructure	R6 756,25
Crest China	Infrastructure	R13 506,75
Cura Nova Recruitment and Nursing	Human resource services	R81 600,26
Datacentrix	Infrastructure	R569 782,24
Delta Corporate Security Services	Security	R340 635,15

Supplier Name	Description	Total Amount
Dem Services	Services	R144 101,20
Destribiz	Infrastructure	R13 800,00
Distinctive Choice Security	Security	R70 877,09
Doepa Trading 36	Sanitising of equipment	R171 113,90
Doepa Trading 36	Sanitising of building	R20 360,00
Doepa Trading 36	Services	R350,00
Drager South Africa	Infrastructure	R5 600,50
Drager South Africa	Infrastructure	R28 258,49
Drager South Africa	Services	R79 238,53
Dynamic Exclusive Maintenance Services	Infrastructure	R31 784,00
Dynamic Exclusive Maintenance Services	Sanitising of equipment	R74 056,90
East Coast Medical Southern	Infrastructure	R75 412,61
Endomed Medical &Surgical Supp	Infrastructure	R34,10
Envision Recruitment	Human resource services	R456 990,64
Feedem Group	Food parcel	R13 996,82
Felix Cleaning	Sanitising of equipment	R1 076,54
Felix Cleaning	Services	R672,75
First Garment Rental	Services	R1 561 372,85
Fresenius Kabi	Sanitising spray bottles	R312 758,31
General Electric	Infrastructure	R515 861,71
George Jonathan Sauls	Infrastructure	R32 399,00
Gibela Trade &Invest 1001	Stationery	R246,20
Grobir Medical Suppliers	Infrastructure	R3 114,08
Health Staff	Human resource services	R483 860,79
Helios Security and Risk Management	Security	R252 484,24
Henkeman General Trading and Project	Sanitising of building	R24 596,18
High Level Healthcare and Recruitment	Human resource services	R8 039,68
Home from Home Group	Accommodation	R385 000,00
Immploy Recruitment Agency	Human resource services	R196 583,60
ITCPest Control Services and Solutions	Services	R1 322,50
JVAgri Solutions	Infrastructure	R4 976,00
K2 Medical	Infrastructure	R4 132,14
Karcher	Infrastructure	R336 892,50



Supplier Name	Description	Total Amount
Karl Storz Endoscopy	Infrastructure	R230 773,98
Konica Minolta SA	Infrastructure	R2 149,61
Konica Minolta SA	Stationery	R228,69
KPGMedia Technologies	Infrastructure	R9 660,00
Lafayette Gallery	Helmet hardtop visors	R465 000,00
Lebisang Suppliers	Infrastructure	R1 500,00
Lebisang Suppliers	Infrastructure	R2 440,00
Logan Medical and Surgical	Infrastructure	R2 613,20
Lutak Consulting	Infrastructure	R364,00
Malgas Eng Supplies	Infrastructure	R6 762,00
Mantella ITSupport Services	Infrastructure	R64 545,50
Mantella ITSupport Services	Services	R208 904,75
Marcus Medical	Infrastructure	R1 094 821,60
Masiqhame Trading 1057	Stationery	R4 157,00
Medhold Medical	Infrastructure	R1 112 702,46
Medhold Medical	Infrastructure	R3 680,00
Medtronic	Infrastructure	R452 769,84
Mobilia Office Furniture	Infrastructure	R534 162,50
Nestle (Pty) Ltd	Food parcel	R5 356,82
New Horizon Metals	Infrastructure	R71 668,54
Pinnacle Systems (Pty) Ltd	Infrastructure	R2 248,25
Potmab Services	Services	R777 883,91
Premium Consulting	Human resource services	R20 485,53
Primacare Homecare and Clinic Furniture	Infrastructure	R103 350,00
Pro Pack Removals	Services	R209 671,36
Respiratory Care Africa	High flow oxygen consumables	R196 284,42
Respiratory Care Africa	Infrastructure	R8 277 894,94
Resq 911	Services	R597 149,67
Rodlin Design	Infrastructure	R125 213,55
Selithe Services	Infrastructure	R128 725,14
Servest	Sanitising of building	R107 513,77
Service Products	Pants	R686 120,68
Service Products	Shirt	R379 010,30

Supplier Name	Description	Total Amount
Service Products	Stationery	R156 395,83
Sibanye Office Solutions	Stationery	R1 512,00
Sibanye Office Solutions	Stationery	R310,00
Sibanye Office Solutions	Stationery	R3 022,20
South African Paramedic Services	Services	R206 492,63
South Cape Travel	Accommodation	R29 250,00
South Cape Travel CC	Accommodation	R68 730,00
Ssem Mthembu Medical	Infrastructure	R16 568 650,48
Staffing Direct Training Academy	Human resource services	R70 204,34
Stelmed	COVID 19 stickers and posters	R417 346,15
Stelmed	Infrastructure	R53 063,66
Sunnyside Logistics	Infrastructure	R49 873,00
Teleflex Medical	Infrastructure	R8 114,40
Trigon Travel	Accommodation	R23 022,00
Trigon Travel	Services	R105 358,79
Triple 3 Services	COVID 19 stickers and posters	R6 550,00
Triple 3 Services	Infrastructure	R54 250,00
Triple 3 Services	Infrastructure	R2 500,00
Triple Peaks Commodities	Food parcel	R880,00
Triple Peaks Commodities	Food parcel	R272,00
Triple Peaks Commodities	Infrastructure	R6 243,00
Triple Peaks Commodities	Infrastructure	R320,00
Trojan Medical	Infrastructure	R357 650,00
Tsebo Solutions group	Sanitising of building	R1 509 300,40
Ttreznique Tours	Foil food containers for CV wards	R280 000,00
Vegshop	Food Parcel	R301,00
Vegshop	Food Parcel	R779,00
Vegshop	Food Parcel	R85,00
Vencorp Placements	Human resources services	R406 020,45
Vredebest Suppliers	Infrastructure	R2 275,00
Waste Control	Infrastructure	R12 396,79
Welch Allyn SA	Infrastructure	R60 370,40
West Coast Technology	Infrastructure	R8 452,50

Supplier Name	Description	Total Amount
Wetton Emergency and Training Services	Services	R514 143,66
Zabs Enterprises	Infrastructure	R89 704,60
Zara Cleaning Services	Sanitising of equipment	R77 685,16
Zara Cleaning Services	Services	R43 585,75
<b>Grand Total</b>		<b>R49 148 913,77</b>

## Department of Human Settlements

No further commitments in respect of COVID-19 were reported by the Department for the period of disclosure.

## Department of Local Government

The table below details all COVID-19 expenditure by the Western Cape Department of Local Government for **September 2020**. There was no PPE procurement, while other COVID-19 procurement for the period under review totals R1 967 210,00.

**Table 9(a) Other COVID-19 Procurement**

Supplier Name	Description	Total Amount
DHL	Logistic services	R1 945 040,00
*Fawzia Gydien	Catering	R17 800,00
*Fidelity Cleaning and Hygiene Services	Maintenance of the automatic sanitiser dispensers	R4 370,00
<b>Grand Total</b>		<b>R1 967 210,00</b>

\*Previously reported as a commitment. Partial payment made in September 2020.

## Department of Social Development

The table below details all COVID-19 expenditure by the Western Cape Department of Social Development for **September 2020**. Total PPE procurement expenditure amounts to R829 068,40, while other COVID-19 procurement for the period under review totals R1 437,50.

**Table 10(a) PPE Procurement**

Supplier Name	Description	Payment Quantity	Unit of Measure	Unit Price	Date of Applicable NT Price	Total Amount
Amanthi Traders	Hand sanitisers and disinfectants	2	25 Litre	R1 645,00	2020/07/03	R3 290,00
Amanthi Traders	Hand sanitisers and disinfectants	90	100ml	R22,00	2020/07/03	R1 980,00
CJ De Wet Consulting	Sanitising spray bottles	80	Each	R357,59	2020/07/03	R28 607,40
Nowota Services (Pty) Ltd	Hand sanitisers and disinfectants	10	25 Litre	R1519,10	2020/07/03	R15 191,00
Orimil General Trading	Multi-purpose sanitisers and disinfectants	20000	25 Litre	R39,00	2020/07/03	R780 000,00
<b>Grand Total</b>						<b>R829 068,40</b>

**Table 10(b) Other COVID-19 Procurement**

Supplier Name	Description	Total Amount
CJ De Wet Consulting	Goods delivery	R1 437,50
<b>Grand Total</b>		<b>R1 437,50</b>

## Department of Transport and Public Works

The table below details all COVID-19 expenditure by the Western Cape Department of Transport and Public Works for **September 2020**. Total PPE procurement expenditure amounts to R5 497,00, while expenditure related to quarantine and isolation amounts to R23 892 824,58 and other COVID-19 procurement totals R29 591 238,79 for the period under review.

**Table 11(a) PPE Procurement**

Supplier Name	Description	Payment Quantity	Unit of measure	Unit price	Date of Applicable NT Price	Total Amount
Greater Translogic Advisory Services	Three-layer fabric cloth masks	400	Each	R13,74	2020/07/03	R5 497,00
<b>Grand Total</b>						<b>R5 497,00</b>

Table 11(b) Quarantine and isolation

Supplier Name	Description	Unit Price	Unit of Measure	Total Amount
AM Initiatives (Pty) Ltd t/a Dunn's Castle	Accommodation & meals	R355	per person per night	R20 550,00
AW Johnson (Avril's catering)	Catering	R250	Per person	R106 405,00
Bidvest Properties (proprietary)	Hire and operating costs of Brackengate	-	For the facility	R373 633,25
Carl's Events	Catering	R100,00	Per person	R11 840,00
Cast Stone t/a Munstone	Project Management services	R6400,00	Per day	R88 320,00
Du Kloof Lodge CC	Accommodation and Meals	R800,00	per person per night	R385 281,86
Ebrahim Dawood t/a Mountain View T/Aways	Catering	R300,00	per person per night	R423 073,50
Gansbaai Boarding Lodge	Accommodation & meals	R700,00	per person per night	R92 950,00
Houw Hoek Hotel	Accommodation & meals	R870,00	per person per night	R355 830,00
Jakasa Guesthouse	Accommodation & meals	R400,00	per person per night	R48 075,00
La Belle Creations	Accommodation & meals	R550,00	per person per night	R94 050,00
Lagoon Beach Hotel	Accommodation & meals	R1250,00	per person per night	R17 650 497,85
Matoppo Inn	Accommodation & meals	R900,00	per person per night	R113 180,00
Middelplaas Paarl Guesthouse Pty	Accommodation & meals	R550,00	per person per night	R121 727,50
Montdor Prince Albert (Pty) Ltd	Accommodation & meals	R1050,00	per person per night	R64 200,00
Muster Property Services (Pty)	Management fee, medical waste, security, laundry services, maintenance, catering	-	For the facility	R3 452 970,62
Reeds Country Lodge	Accommodation & meals	R900,00	per person per night	R238 300,00
Swartberg Guesthouse	Accommodation & meals	R840,00	per person per night	R34 440,00
Villa Contessa Guest house	Accommodation	R1000,00	per person per night	R217 500,00
<b>Grand Total</b>				<b>R23 892 824,58</b>

Table 11(c) Other COVID-19 Procurement

Supplier Name	Description	Total Amount
Transport and Economic Support	Professional, scientific and technical activities	R23 001 304,24
Tusk	Rental of tower lighting	R559 176,41
Umanyano Travel Services Pty Ltd	Transport and storage	R6 030 758,14
<b>Grand Total</b>		<b>R29 591 238,79</b>

## Department of the Premier

The table below details all COVID-19 expenditure by the Western Cape Department of the Premier for **September 2020**. There was no PPE procurement expenditure, while other COVID-19 procurement for the period under review totals R1 237 494,34.

**Table 12(a) Other COVID-19 Procurement**

Supplier Name	Description	Total Amount
Liquid Telecommunication South Africa	APN services and data package - 12-month subscription	R103 816,25
Oracle Corporation	Advisory consulting services – CRM solutions	R632 902,50
Telkom SA	Internet services -12 -month subscription	R7 478,24
Umlingani Group (FCB)	Marketing & communication	R493 207,35
<b>Grand Total</b>		<b>R1 237 494,34</b>

## Provincial Treasury

The table below details all COVID-19 expenditure by the Western Cape Department of the Premier for **September 2020**. There was no PPE procurement expenditure, while other COVID-19 procurement expenditure for the period under review totals R103 500,00.

**Table 13(a) Other COVID-19 Procurement**

Supplier Name	Description	Total Amount
Greater Translogic Advisory Services	Maintenance of SYSPRO ERP system	R103 500,00
<b>Grand Total</b>		<b>R103 500,00</b>



## Provincial Public Entities

The reporting period for provincial public entities is 01 September 2020 to 30 September 2020.

### CASIDRA SOC LTD

There were no further commitments in respect of COVID-19 for the period of disclosure.

### Western Cape Gambling and Racing Board

There were no further commitments in respect of COVID-19 for the period of disclosure.

### Western Cape Liquor Authority

The table below details all COVID-19 expenditure by the Western Cape Liquor Authority for **September 2020**. Total PPE procurement expenditure amounts to R4 610. There was no other COVID-19 procurement for the period under review.

**Table 14(a) PPE Procurement**

Supplier Name	Description	Payment Quantity	Unit of measure	Unit price	Date of Applicable NT Price	Total Amount
Masicoce Recycling and Cleaning Services	Multipurpose sanitisers and disinfectants	30	5 Litre	R150,00	N/A	R4 610,00
<b>Grand Total</b>						<b>R4 610,00</b>

### WESGRO

There were no further commitments in respect of COVID-19 for the period of disclosure.

## Cape Nature

The table below details all COVID-19 expenditure by Cape Nature for **September 2020**. Total PPE procurement spend amounts to R27 180,00. There was no other COVID-19 procurement for the period under review.

**Table 15(a) PPE Procurement**

Supplier Name	Description	Payment Quantity	Unit of measure	Unit price	Total Amount
Triple Peaks	Gowns	100	Each	R 133,00	R 13 300,00
Triple Peaks	Caps	100	Each	R 5,50	R 550,00
Triple Peaks	Gowns	100	Each	R128,00	R 12 800,00
Triple Peaks	Caps	100	Each	R 5,30	R 530,00
<b>Grand Total</b>					<b>R27 180,00</b>

## Further information

Do you want to become a Western Cape Government supplier, need assistance to resolve Central Supplier Database queries or have suggestions on how we can improve this report?

Our helpdesk can assist you – please send an email to [wcseb@westerncape.gov.za](mailto:wcseb@westerncape.gov.za).