



2021

Procurement Disclosure Report



Western Cape
Government

BETTER TOGETHER.

Authored by
Provincial Treasury
Provincial Government
Supply Chain Management

Introduction

The Provincial Treasury is pleased to publish the sixteenth monthly edition of the Procurement Disclosure Report for the period 1 September 2021 to 30 September 2021. This is in line with the requirements of section 217 of the South African Constitution and demonstrates our continued commitment to good governance and transparency in public procurement in the Western Cape.

Total COVID-19 expenditure for September 2021 amounted to R121,847 million of which R121,7 million was spent by provincial departments and R147 343,44 by public entities.

Cumulative COVID-19 expenditure for the 2021/22 financial year now amounts to R455,774 million of which R455,363 million was spent by provincial departments and R411,726.99 by public entities

Most of this expenditure for the month of September 2021 was incurred by the Departments of Health, Transport and Public Works, Education and the Premier. Expenditure by the Department of Health focused on Personal Protective Equipment (PPE), non-PPE expenditure and the vaccination rollout programme. Expenditure by the Department of Transport and Public Works focussed on non - PPE expenditure such as the hire of the Brackengate hospital facility, human resource, transport services, accommodation and the hire of the Cape Town International Convention Centre (CTICC) as a mass vaccination site.

Expenditure by the Department of Education focussed on PPE expenditure such as sanitisers and disinfectants for schools and the Department of the Premier on COVID-19 related communication and advertising services for prevention, awareness and behaviour change.

The detailed monthly reporting on all COVID-19 procurement expenditure transactions is made available via the COVID-19 dashboard of the National Treasury. This report summarises provincial information, and the dashboard is also replicated on the Provincial Treasury website at the following link: <https://www.westerncape.gov.za/provincial-treasury/procurement-disclosure-report>;

Provincial Treasury now also produces a quarterly and annual summary report on all COVID-19 procurement expenditure. These additional reports provide insight into COVID-19 expenditure over a longer, consolidated period. Monthly reports are produced in summarised format, with additional information available on the weblink indicated above. Please note that all previous reports are available on the Provincial Treasury website.

Summary of Expenditure

Table 1(a): Summary of expenditure per department for the period 1 September 2021 to 30 September 2021:

Department	PPE Expenditure	Other COVID-19 Expenditure	COVID-19 Vaccine Rollout
Department of Agriculture	R 2 575,00	R 45 655,89	-
Department of Community Safety	-	-	-
Department of Cultural Affairs and Sport	-	-	-
Department of Economic Development and Tourism	-	-	-
Department of Education	R 6 305 310,00	R 522 075,97	-
Department of Environmental Affairs and Development Planning	-	-	-
Department of Health	R 24 528 992,05	R 65 166 796,92	R 6 403 879,39
Department of Human Settlements	R 57 274,00	-	-
Department of Local Government	R 5 580,90	-	-
Department of Social Development	-	R 231 222,53	-
Department of Transport and Public Works	R 8 855,00	R 15 743 295,09	R 1 621 536,14
Department of the Premier	-	R 1 057 062,40	-
Provincial Treasury	-	-	-
Total	R 30 908 586,95	R 82 766 108,80	R 8 025 415,53
Grand Total	R 121 700 111,28		

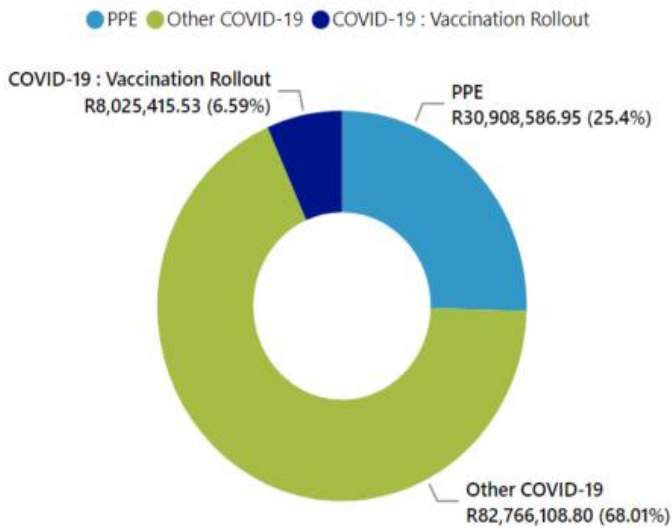
Table 1(b): Summary of expenditure per public entity reporting expenditure for the period 1 September 2021 to 30 September 2021:

Department	PPE Expenditure	Other COVID-19 Expenditure
CASIDRA SOC Ltd	-	-
Western Cape Gambling and Racing Board	R 4 600,00	-
WESGRO	-	-
Western Cape Liquor Authority	-	-
Cape Nature	R 131 157,75	R 11 585,69
Total	R 135 757,75	R 11 585,69
Grand Total	R 147 343,44	

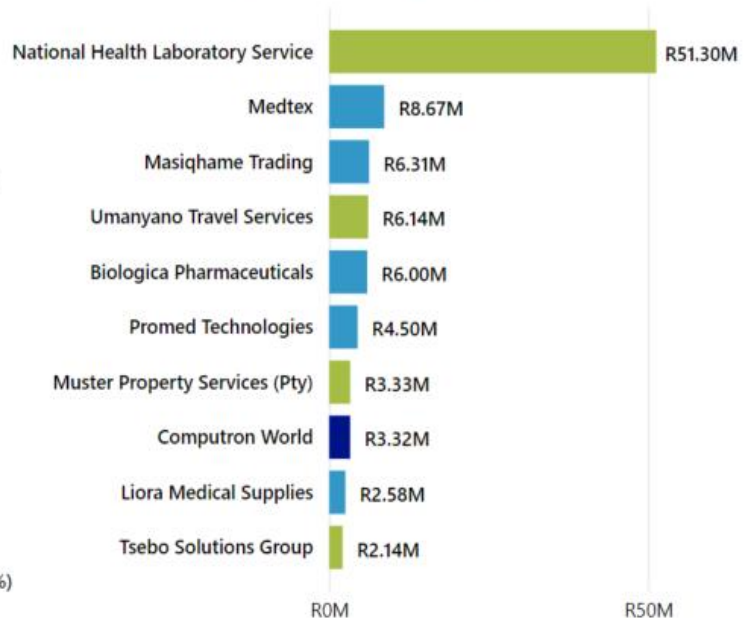
Provincial Departments

Total COVID-19 Expenditure

R121,700,111.28



Expenditure - Top Suppliers



Average Price per PPE Item: WCG vs. National Treasury Benchmark Price

Other PPE Items

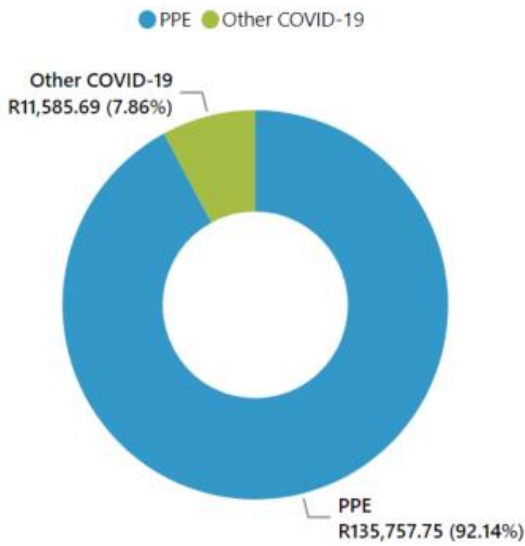
Unit of Measure (UOM)	Box of 100		Box of 50		Each		Pack	
	Unit Price	NT Price	Unit Price	NT Price	Unit Price	NT Price	Unit Price	NT Price
PPE001 Surgical masks for patients			R190.00	R575.00				
PPE004 Apron							R77.50	R190.00
PPE009 Protective coveralls					R71.21	R149.00		
PPE010 Boot covers							R45.00	R130.00
PPE015 Non-sterile examination gloves	R171.82	R175.00						

Hand Sanitisers, Multi-Purpose Sanitisers & Disinfectants

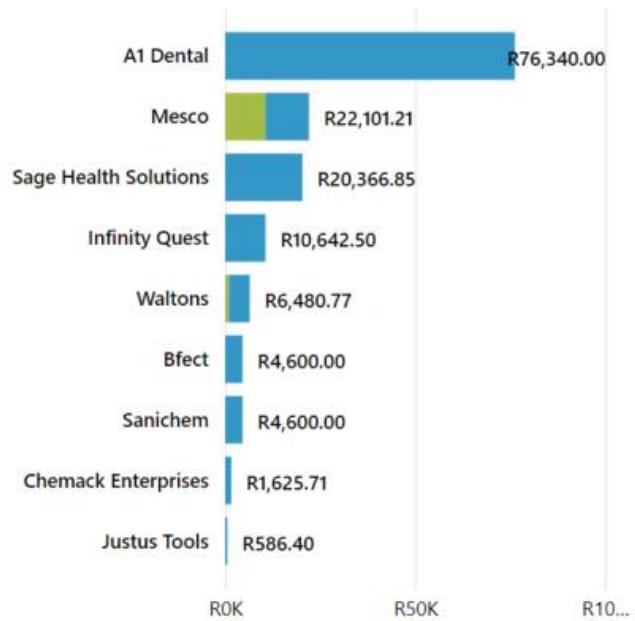
Item Description	25 Litre	Each	R79.80 NT Price (per litre)
PPE012 Multi purpose sanitisers and disinfectants	R182.61		
PPE019 Surface sanitisers and disinfectants	R270.00	R15.54	
PPE020 Hand sanitisers and disinfectants	R682.50		

Provincial Public Entities

Total COVID-19 Expenditure
R147,343.44



Expenditure - Top Suppliers



Average Price per PPE Item: WCG vs. National Treasury Benchmark Price

Other PPE Items

Unit of Measure (UOM)	Each	
	Unit Price	NT Price
PPE004 Apron	R70.95	R190.00

Hand Sanitisers, Multi-Purpose Sanitisers & Disinfectants

Item Description	1 Litre	25 Litre	5 Litre	R79.80 NT Price (per litre)
PPE012 Multi purpose sanitisers and disinfectants		R335.00	R230.00	
PPE019 Surface sanitisers and disinfectants		R550.00		
PPE020 Hand sanitisers and disinfectants	R38.95	R763.24	R142.50	

Further information

Do you want to become a Western Cape Government supplier, need assistance to resolve Central Supplier Database queries or have suggestions on how we can improve this report?

Our helpdesk can assist you – please send an email to wceb@westerncape.gov.za.