



# 2021 Procurement Disclosure Report



**Western Cape  
Government**  

---

**FOR YOU**

**Authored by**  
Provincial Treasury  
Provincial Government  
Supply Chain Management

# Introduction

The Provincial Treasury is pleased to publish the seventeenth monthly edition of the Procurement Disclosure Report for the period 1 October 2021 to 31 October 2021. This is in line with the requirements of section 217 of the South African Constitution and demonstrates our continued commitment to good governance and transparency in public procurement in the Western Cape.

Total COVID-19 procurement expenditure for October 2021 amounted to R85,86 million of which R85,782 million was spent by provincial departments and R80,541.61 by public entities.

Cumulative COVID-19 expenditure for 2021/22 financial year now amounts to R541,940 million of which R541,448 million was spent by provincial departments and R492,268.60 by public entities.

Most of the expenditure for the month of October 2021 was incurred by the Departments of Health, Transport and Public Works and the Premier. The expenditure of the Department of Health focussed on personal protective equipment (PPE), non-personal protective equipment (PPE) expenditure and the vaccination rollout programme; the Department of Transport and Public Works focussed on non - PPE expenditure such as the hire of Brackengate hospital facilities, human resources, transport services, accommodation and the hire of the Cape Town International Convention Centre (CTICC) as a mass vaccination site; and Department of the Premier on COVID-19 related communication and advertising services in respect of prevention, awareness and behaviour change.

Detailed monthly reporting on all COVID-19 procurement expenditure transactions is made available via the COVID-19 dashboard of the National Treasury. This report summarises provincial information, and the dashboard is also replicated on the Provincial Treasury website at the following link: <https://www.westerncape.gov.za/provincial-treasury/procurement-disclosure-report>;

Provincial Treasury now also produces a quarterly and annual summary report on all COVID-19 procurement expenditure. These additional reports provide beneficial insight into COVID-19 expenditure over a longer, consolidated period. Monthly reports are produced in summarised format, with additional information available on the weblink indicated above. Please note that all previous reports are available on the Provincial Treasury website.

# Summary of Expenditure

Table 1(a): Summary of expenditure per department for the period 1 October 2021 to 31 October 2021:

Department	PPE Expenditure	Other COVID-19 Expenditure	COVID-19 Vaccine Rollout
Department of Agriculture	R 9,442.00	R 47,100.60	-
Department of Community Safety	R 15,531.0	R 24,000.00	-
Department of Cultural Affairs and Sport	-	R 5,100.00	-
Department of Economic Development and Tourism	R 80,015.00	-	-
Department of Education	-	R 217,644.57	-
Department of Environmental Affairs and Development Planning	-	-	-
Department of Health	R 60,679,746.68	R 6,112,393.24	R 3,499,605.87
Department of Human Settlements	-	-	-
Department of Local Government	R 3,190.82	-	-
Department of Social Development	R 8,103.00	R 222,498.94	-
Department of Transport and Public Works	-	R 12,201,432.82	R 2,415,494.96
Department of the Premier	-	R241,210.12	-
Provincial Treasury	-	-	-
<b>Total</b>	<b>R 60,796,028.50</b>	<b>R 19,071,400.29</b>	<b>R5,915,100.83</b>
<b>Grand Total</b>	<b>R 85,782,529.62</b>		

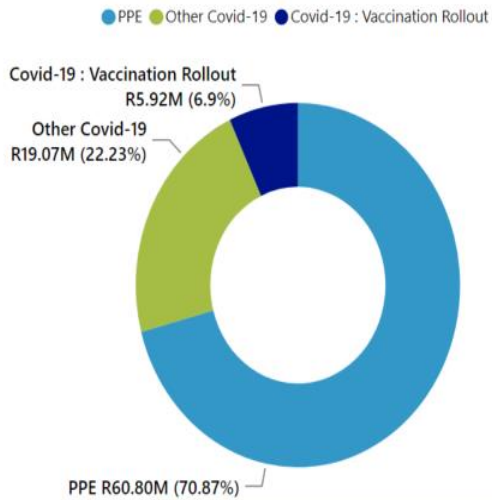
Table 1(b): Summary of expenditure per public entity reporting expenditure for the period 1 October 2021 to 31 October 2021:

Department	PPE Expenditure	Other COVID-19 Expenditure
CASIDRA SOC Ltd	-	R6,281.25
Western Cape Gambling and Racing Board	-	-
WESGRO	R1,876.70	-
Western Cape Liquor Authority	-	-
Cape Nature	R58,778.76	R13,604.90
<b>Total</b>	<b>R 60,655.46</b>	<b>R 19,886.15</b>
<b>Grand Total</b>	<b>R 80,541.61</b>	

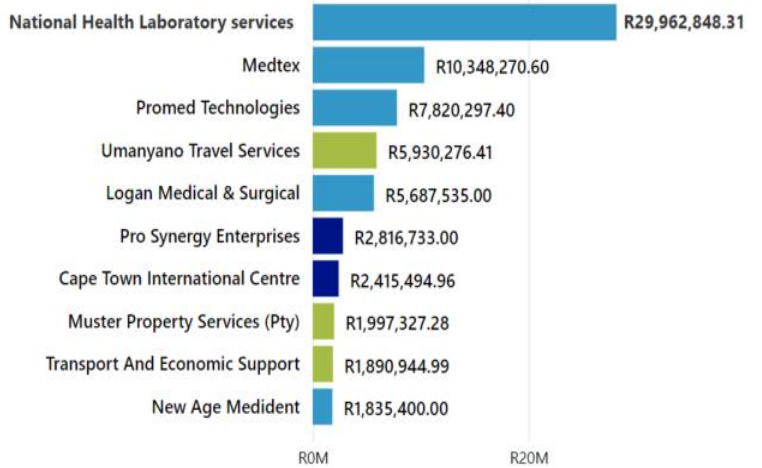
# Provincial Departments

**Total COVID-19 Expenditure**

**R85,782,529.62**



**Expenditure - Top 10 Suppliers**



**Average Price per PPE Item: WCG vs. National Treasury Benchmark price**

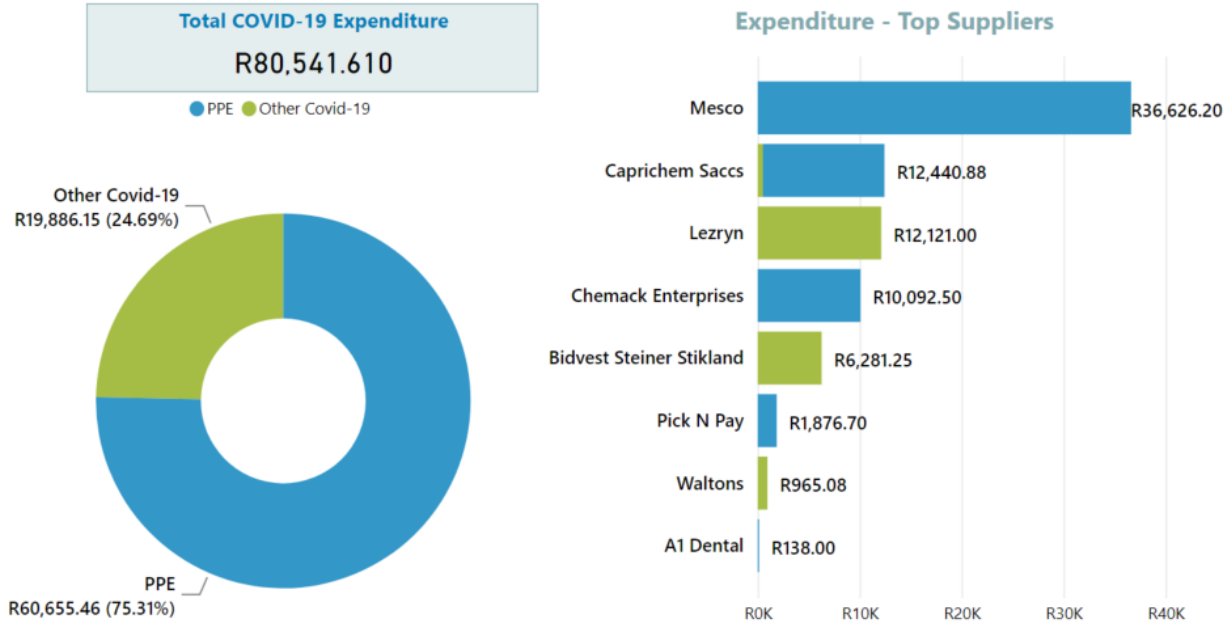
**Other PPE Items**

Unit of Measure (UOM)	Box of 100		Each	
	Unit Price	NT Price	Unit Price	NT Price
PPE002 Surgical Masks For Health Care Workers	R109.25	R775.00	R12.43	R15.50
PPE008 Surgical Gowns			R29.32	R120.00
PPE015 Non-Sterile Examination Gloves	R170.91	R175.00		
PPE016 Sterile Examination Or Surgical Gloves	R738.21	R825.00		

**Hand Sanitisers, Multi-purpose sanitisers & Disinfectants**

Commodity	25 Litre	5 Litre	R79.80
PPE020 Hand Sanitisers And Disinfectants	R817.00	R172.50	NT price (per litre)

# Provincial Public Entities



**Average Price per PPE Item:  
WCG vs. National Treasury Benchmark price**

**Other PPE Items**

Unit of Measure (UOM)	Box of 100	
Commodity	Unit Price	NT Price
PPE004 Apron	R68.57	R190.00

**Hand Sanitisers, Multi-purpose sanitisers & Disinfectants**

Commodity	25 Litre	5 Litre	R79.80 NT price (per litre)
PPE012 Multi Purpose Sanitisers And Disinfectants		R302.30	
PPE019 Surface Sanitisers And Disinfectants	R304.69	R124.25	
PPE020 Hand Sanitisers And Disinfectants		R236.45	

## Further information

Do you want to become a Western Cape Government supplier, need assistance to resolve Central Supplier Database queries or have suggestions on how we can improve this report?

Our helpdesk can assist you – please send an email to [wcseb@westerncape.gov.za](mailto:wcseb@westerncape.gov.za)