



# 2022

# Procurement Disclosure Report



Western Cape  
Government  
**FOR YOU**

**Authored by**  
Provincial Treasury  
Provincial Government  
Supply Chain Management

# Introduction

The Provincial Treasury is pleased to publish the twenty second monthly edition of the Procurement Disclosure Report for the period 01 March 2022 to 31 March 2022. This is in line with the requirements of section 217 of the South African Constitution and demonstrates our continued commitment to good governance and transparency in public procurement in the Western Cape.

Total COVID-19 procurement expenditure for March 2022 amounted to R38.572 million of which R38.564 million was spent by provincial departments and R 8,058.75 by public entities.

Cumulative COVID-19 expenditure for 2021/22 financial year now amounts to R841,819 million of which R841.150 million was spent by provincial departments and R669,532.06 by public entities.

Most of the expenditure for the month of March 2022 was incurred by the Departments of Health, Transport and Public Works and the Premier. The expenditure of the Department of Health focussed on personal protective equipment (PPE), non-PPE expenditure and the vaccination rollout programme. The Department of Transport and Public Works focussed on non - PPE expenditure such as the hire of Brackengate hospital facilities, human resources, transport services and accommodation. Expenditure by the Department of the Premier focussed on COVID-19 related communication and advertising services in respect of prevention, awareness and behaviour change.

Detailed monthly reporting on all COVID-19 procurement expenditure transactions is made available via the COVID-19 dashboard of the National Treasury. This report summarises provincial information, and the dashboard is also replicated on the Provincial Treasury at the following link: <https://www.westerncape.gov.za/provincial-treasury/procurement-disclosure-report>;

Provincial Treasury also produces a quarterly and annual summary report on all COVID-19 procurement expenditure. These additional reports provide beneficial insight into COVID-19 expenditure over a longer, consolidated period. Monthly reports are produced in summarised format, with additional information available on the weblink indicated above. Please note that all previous reports are available on the Provincial Treasury website.

## Summary of Expenditure

Table 1(a): Summary of expenditure per department for the period 01 March 2022 to 31 March 2022:

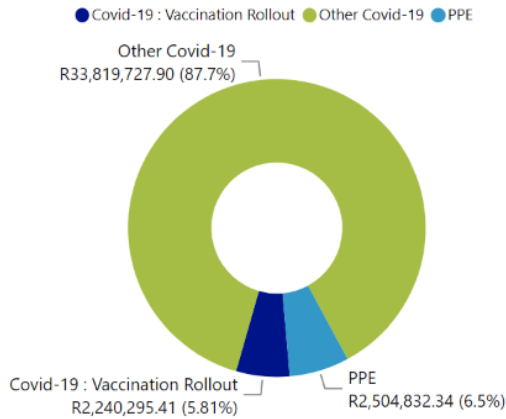
Department	PPE Expenditure	Other COVID-19 Expenditure	COVID-19 Vaccine Rollout
Department of Agriculture	R 23,080.74	R 33,667.00	-
Department of Community Safety	-	R 46,664.00	-
Department of Cultural Affairs and Sport		R 56,804.25	-
Department of Economic Development and Tourism	R 2,805.00	R 654,091.37	-
Department of Education		R 40,737.00	-
Department of Environmental Affairs and Development Planning	-	-	-
Department of Health	R 2,446,117.70	R 19,762,001.08	R 2,240,295.41
Department of Human Settlements	-	-	-
Department of Local Government	R 5,865.00		-
Department of Social Development	R 26,963.90	R 328,207.29	-
Department of Transport and Public Works		R 9,853,368.22	-
Department of the Premier		R 3,044,187.69	-
Provincial Treasury	-	-	-
<b>Total</b>	<b>R 2,504,832.34</b>	<b>R 33,819,727.90</b>	<b>R 2,240,295.41</b>
<b>Grand Total</b>			<b>R 38,564,855.65</b>

Table 1(b): Summary of expenditure per public entity reporting expenditure for the period 01 March 2022 to 31 March 2022:

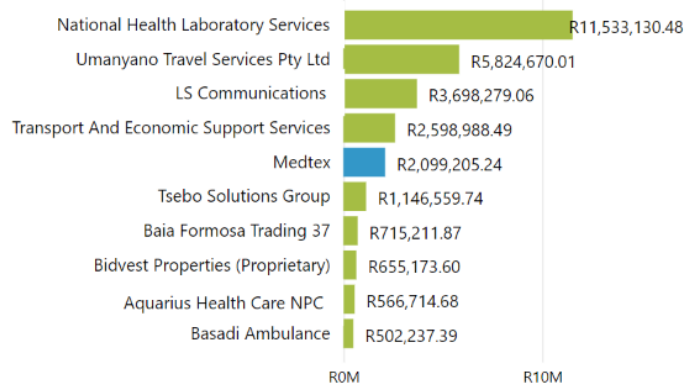
Department	PPE Expenditure	Other COVID-19 Expenditure
CASIDRA SOC Ltd		R 2,558.75
Western Cape Gambling and Racing Board	-	-
WESGRO	-	-
Western Cape Liquor Authority	-	-
Cape Nature	R 5,500.00	
<b>Total</b>	<b>R 5,500.00</b>	<b>R 2,558.75</b>
<b>Grand Total</b>		<b>R 8,058.75</b>

# Provincial Departments

**Total COVID-19 Expenditure**  
R38,564,855.65



## Expenditure - Top Suppliers



## Average Price per PPE Item: WCG vs. National Treasury Benchmark price

Other PPE Items			
Unit of Measure (UOM)	Box of 100		
Commodity	Unit Price	NT Price	
PPE016 Sterile Examination Or Surgical Gloves	R904.44	R825.00	

Hand Sanitisers, Multi-purpose sanitisers & Disinfectants			
Commodity	25 Litre	5 Litre	NT Benchmark Price
PPE020 Hand Sanitisers And Disinfectants	R1,288.00	R248.02	R79.80 (per litre)

**National Treasury Benchmark pricing:** Maximum prices are determined by the National Treasury for Personal Protective Equipment items that must be utilised as benchmark prices to negotiate with service providers where required. If prices are higher than those provided on Annexure A, a price variance of up to 10% of prices on Annexure A will be allowed. Any deviation from this provision must be approved by the accounting officer or accounting authority or delegated person based on justifiable reason/s.

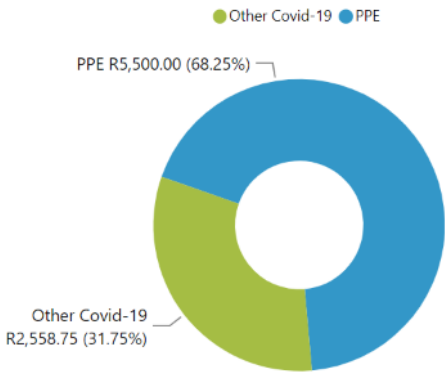
For sterile Examination Gloves/ Surgical Gloves the unit price secured by the Department is 10.9%, which is slightly above the acceptable price variance of 10%.

Note: National Treasury did not issue benchmark prices for all PPE items. In the case of sanitisers, a benchmark price was only made for instances when sanitisers are purchased in volumes of 1 litre. This also does not take into consideration different brands available in respect of sanitisers. In the case of sanitisers purchased this was purchased in 5 litre volumes to which there are no National Treasury benchmark price

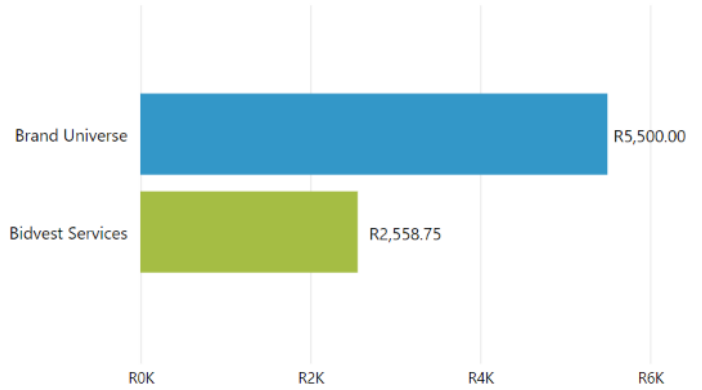
# Provincial Public Entities

**Total COVID-19 Expenditure**

**R8,058.75**



**Expenditure - Top Suppliers**



**Average Price per PPE Item: WCG vs. National Treasury Benchmark price**

Other PPE Items		
Unit of Measure (UOM)		
Commodity		
No other PPE items procured.		
Hand Sanitisers, Multi-purpose sanitisers & Disinfectants		
Commodity	25 Litre	NT Benchmark Price
PPE020 Hand Sanitisers And Disinfectants	R1,100.00	R79.80 (per litre)

Note: National Treasury did not issue benchmark prices for all PPE items. In the case of sanitisers, a benchmark price was only made for instances when sanitisers are purchased in volumes of 1 litre. This also does not take into consideration different brands available in respect of sanitisers. In the case of sanitisers purchased this was purchased in 5 litre volumes to which there are no National Treasury benchmark price.

## Further information

Do you want to become a Western Cape Government supplier, need assistance to resolve Central Supplier Database queries or have suggestions on how we can improve this report?

Our helpdesk can assist you – please send an email to [wcseb@westerncape.gov.za](mailto:wcseb@westerncape.gov.za).