

# 2021 Procurement Disclosure Report



Western Cape  
Government  
**FOR YOU**

**Authored by**  
Provincial Treasury  
Provincial Government  
Supply Chain Management

# Introduction

The Provincial Treasury is pleased to publish the nineteenth monthly edition of the Procurement Disclosure Report for the period 1 December 2021 to 31 December 2021. This is in line with the requirements of section 217 of the South African Constitution and demonstrates our continued commitment to good governance and transparency in public procurement in the Western Cape.

Total COVID-19 procurement expenditure for December 2021 amounted to R69,85 million of which R69,74 million was spent by provincial departments and R108,877.10 by public entities.

Cumulative COVID-19 expenditure for 2021/22 financial year now amounts to R675,01 million of which R674,36 million was spent by provincial departments and R650,065.56 by public entities

Most of the expenditure for the month of December 2021 was incurred by the Departments of Health, Transport and Public Works and Premier. The expenditure of the Department of Health focussed on personal protective equipment (PPE), non-PPE expenditure and the vaccination rollout programme; the Department of Transport and Public Works focussed on non - PPE expenditure such as the hire of Brackengate hospital facilities; human resource, transport services, accommodation and the hire of the CTICC as a mass vaccination site; and the Department of the Premier on COVID-19 related communication and advertising services in respect of prevention; awareness and behaviour change.

Detailed monthly reporting on all COVID-19 procurement expenditure transactions is made available via the COVID-19 dashboard of the National Treasury. This report summarises provincial information, and the dashboard is also replicated on the Provincial Treasury at the following link: <https://www.westerncape.gov.za/provincial-treasury/procurement-disclosure-report>;

Provincial Treasury also produces a quarterly and annual summary report on all COVID-19 procurement expenditure. These additional reports provide beneficial insight into COVID-19 expenditure over a longer, consolidated period. Monthly reports are produced in summarised format, with additional information available on the weblink indicated above. Please note that all previous reports are available on the Provincial Treasury website.

## Summary of Expenditure

**Table 1(a): Summary of expenditure per department for the period 1 December 2021 to 31 December 2021:**

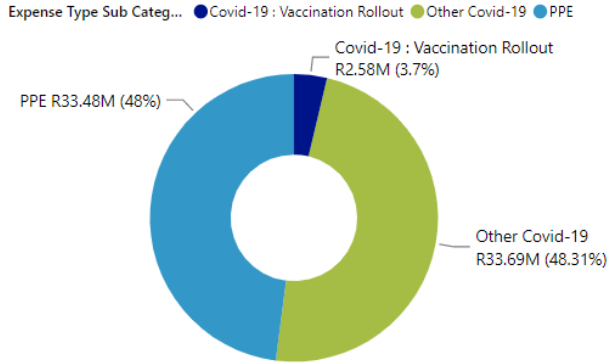
Department	PPE Expenditure	Other COVID-19 Expenditure	COVID-19 Vaccine Rollout
Department of Agriculture	R 1,637.50	R 37,550.33	-
Department of Community Safety	-	-	-
Department of Cultural Affairs and Sport	-	R3,450.00	-
Department of Economic Development and Tourism	-	-	-
Department of Education	-	R37,503.01	-
Department of Environmental Affairs and Development Planning	-	-	-
Department of Health	R 33,278,924.25	R 17,921,859.25	R 806,702.04
Department of Human Settlements	-	-	-
Department of Local Government	-	-	-
Department of Social Development	R 194,666.00	R 204,639.90	-
Department of Transport and Public Works	-	R 12,943,806.24	R 1,770,441.30
Department of the Premier	-	R 2,543,503.28	-
Provincial Treasury	-	-	-
<b>Total</b>	<b>R 33,475,227.75</b>	<b>R33,692,312.01</b>	<b>R 2,577,143.34</b>
<b>Grand Total</b>	<b>R 69,744,683.10</b>		

**Table 1(b): Summary of expenditure per public entity reporting expenditure for the period 1 December 2021 to 31 December 2021:**

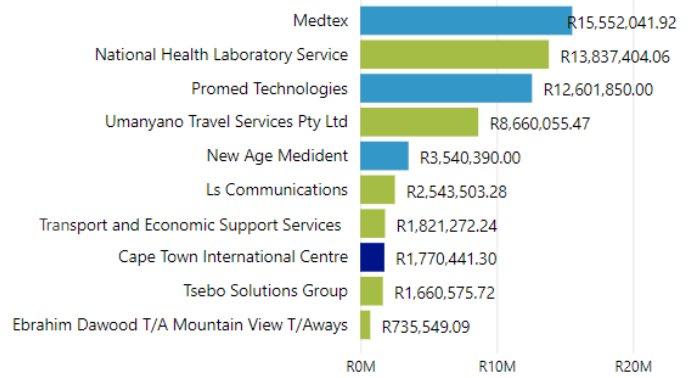
Department	PPE Expenditure	Other COVID-19 Expenditure
CASIDRA SOC Ltd	-	-
Western Cape Gambling and Racing Board	-	-
WESGRO	R 931.85	-
Western Cape Liquor Authority	-	-
Cape Nature	R 107,855.55	R 89.70
<b>Total</b>	<b>R 108,787.40</b>	<b>R 89.70</b>
<b>Grand Total</b>	<b>R 108,877.10</b>	

# Provincial Departments

**Total COVID-19 Expenditure**  
R69,744,683.10



## Expenditure - Top Suppliers



## Average Price per PPE Item: WCG vs. National Treasury Benchmark price

Other PPE Items						
Unit of Measure (UOM)	Box of 100		Each		Pack	
	Unit Price	NT Price	Unit Price	NT Price	Unit Price	NT Price
PPE002 Surgical Masks For Health Care Workers	R120.75	R775.00				
PPE004 Apron					R77.50	R190.00
PPE008 Surgical Gowns			R61.33	R120.00		
PPE015 Non-Sterile Examination Gloves	R171.97	R175.00				
PPE016 Sterile Examination Or Surgical Gloves	R833.86	R825.00				

Hand Sanitisers, Multi-purpose sanitisers & Disinfectants			
Commodity	5 Litre		NT price (per litre)
	Unit Price	Each	
PPE012 Multi Purpose Sanitisers And Disinfectants		R230.00	R79.80
PPE020 Hand Sanitisers And Disinfectants	R194.47	R45.00	

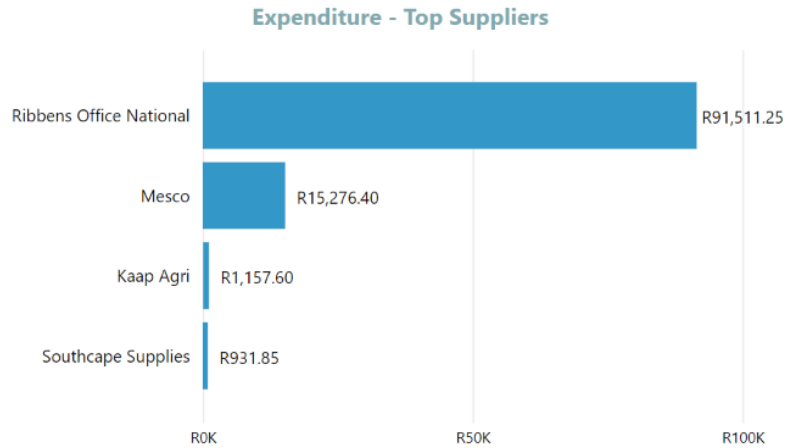
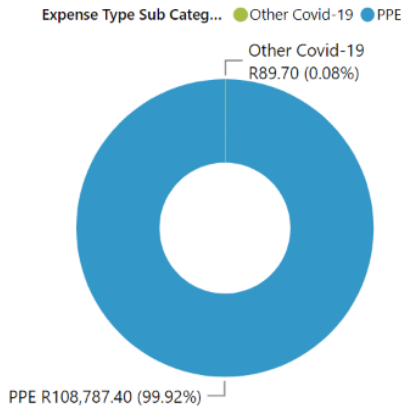
**National Treasury Benchmark pricing:** Maximum prices are determined by National Treasury for Personal Protective Equipment items that must be utilised as benchmark prices to negotiate with service providers where required

If prices are higher than those provided by the National Treasury a price variance of up to 10% of the indicated benchmark price is allowable. Any deviation to this provision must be approved by the accounting officer or accounting authority or delegated person based on justifiable reason.

Note: For sterile examination gloves the deviation is 1.07% which is well within the allowable variation threshold

# Provincial Public Entities

**Total COVID-19 Expenditure**  
R108,877.10



**Average Price per PPE Item:  
WCG vs. National Treasury Benchmark price**

Other PPE Items

Unit of Measure (UOM) Commodity	Box of 100		Each	
	Unit Price	NT Price	Unit Price	NT Price
PPE011 Digital Thermometer			R1,067.90	R992.00
PPE016 Sterile Examination Or Surgical Gloves	R198.38	R825.00		

Hand Sanitisers, Multi-purpose sanitisers & Disinfectants

Commodity	5 Litre	R79.80
PPE020 Hand Sanitisers And Disinfectants	R267.95	NT price (per litre)

**National Treasury Benchmark pricing:** Maximum prices are determined by National Treasury for Personal Protective Equipment items that must be utilised as benchmark prices to negotiate with service providers where required

If prices are higher than those provided by the National Treasury a price variance of up to 10% of the indicated benchmark price is allowable. Any deviation to this provision must be approved by the accounting officer or accounting authority or delegated person based on justifiable reason.

Note: For digital thermometers the deviation is 7.06% which is well within the allowable variation threshold.

## Further information

Do you want to become a Western Cape Government supplier, need assistance to resolve Central Supplier Database queries or have suggestions on how we can improve this report?

Our helpdesk can assist you – please send an email to [wcseb@westerncape.gov.za](mailto:wcseb@westerncape.gov.za).