



2021 Procurement Disclosure Report



Western Cape
Government

BETTER TOGETHER.

Authored by
Provincial Treasury
Provincial Government
Supply Chain Management

Introduction

The Provincial Treasury is pleased to publish the eleventh monthly edition of the Procurement Disclosure Report for the period **01 April 2021 to 30 April 2021**. This is in line with the requirements of section 217 of the South African Constitution and demonstrates our continued commitment to good governance and transparency in public procurement in the Western Cape.

Total COVID-19 procurement expenditure for April 2021 amounted to R38,19 million of which R38,17 million was spent by provincial departments and R19 458,71 by public entities.

The Departments of Health; Transport and Public Works and Premier undertook the bulk of this expenditure, for April 2021 with the Departments of Health and Transport and Public Works focussed on non - PPE expenditure such as infrastructure, human resource services, accommodation and meals; and the Department of the Premier on COVID-19 related communication and advertising in respect of prevention awareness and behaviour change.

Detailed monthly reporting on all COVID-19 procurement expenditure transactions is made available via the online searchable COVID-19 dashboard of the National Treasury. This report summarises provincial information. The dashboard is also replicated on the Provincial Treasury website at the following link: <https://www.westerncape.gov.za/provincial-treasury/procurement-disclosure-report>

Provincial Treasury now also produces a quarterly and annual summary report on all COVID-19 procurement expenditure. These additional reports provide more detailed and analytical insight into COVID-19 expenditure over longer, consolidated periods, including outcome-related analysis such as expenditure on categories of suppliers. Monthly reports will continue to be produced in this summarised format, with additional more detailed information available on the weblink indicated above. All previous reports are available on the Provincial Treasury website.

Summary of Expenditure

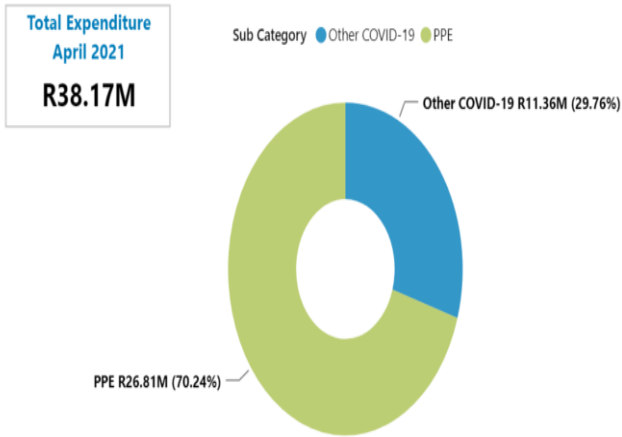
Table 1(a): Summary of expenditure per department for the period 01 April 2021 to 30 April 2021:

Department	PPE Expenditure	Other COVID-19 Expenditure
Department of Agriculture	R3 312,00	R 2 260,65
Department of Community Safety	-	R 12 776,81
Department of Cultural Affairs and Sport	-	-
Department of Economic Development and Tourism	-	-
Department of Education	R 1 519 117,13	R 61 752,15
Department of Environmental Affairs and Development Planning	-	-
Department of Health	R 25 290 825,75	R 2 559 936,15
Department of Human Settlements	-	-
Department of Local Government	-	R 4 835,07
Department of Social Development	-	R 49 132,59
Department of Transport and Public Works	-	R 8 668 500,07
Department of the Premier	-	-
Provincial Treasury	-	-
Total	R 26 813 254,88	R 11 359 193,49
Grand Total		R 38 172 448,37

Table 1(b): Summary of expenditure per public entity reporting expenditure for the period 01 April 2021 to 30 April 2021:

Department	PPE Expenditure	Other COVID-19 Expenditure
CASIDRA SOC Ltd	-	R 2 400,00
Western Cape Gambling and Racing Board	-	-
WESGRO	-	-
Western Cape Liquor Authority	R17 058,71	-
Cape Nature	-	-
Total	R 17 058,71	R 2 400,00
Grand Total		R 19 458,71

Provincial Departments

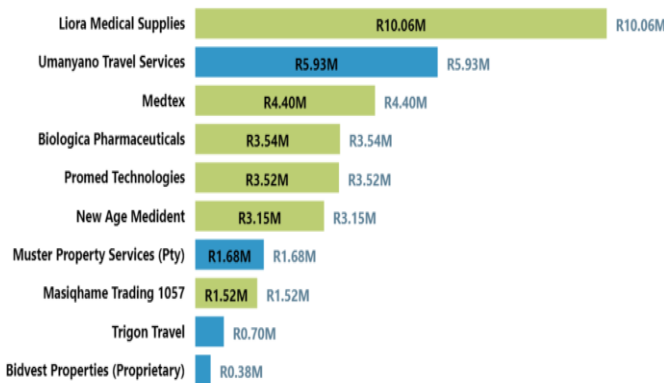


Average Price per PPE Item: WCG vs. National Treasury Benchmark price

Hand Sanitisers, Multi-purpose sanitisers & Disinfectants

Item Description	25 Litre	*NT benchmark price (hand sanitizer) R79.80/ litre
PPE012 Multi purpose sanitisers and disinfectants	262.28	
PPE019 Surface sanitisers and disinfectants	201.75	
PPE020 Hand sanitisers and disinfectants	615.35	

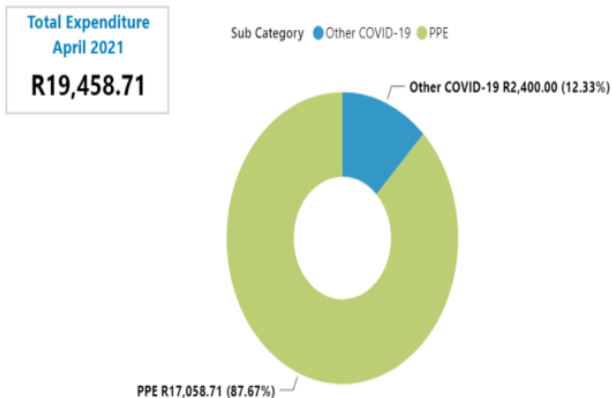
COVID-19 Expenditure - Top 10 Suppliers



Other PPE Items

Unit of Measure (UOM)	Box		Each	
	Unit Price	NT Price	Unit Price	NT Price
PPE002 Surgical masks for health care workers	190.00	775.00	10.14	15.50
PPE008 Surgical gowns			90.00	120.00
PPE010 Boot covers			0.75	1.30
PPE015 Non-sterile examination gloves	175.00	175.00	1.75	1.75
PPE016 Sterile examination or surgical gloves	6.00	8.25	9.04	8.25

Provincial Public Entities



Average Price per PPE Item: WCG vs. National Treasury Benchmark price

Hand Sanitisers, Multi-purpose sanitisers & Disinfectants

Item Description	5 Litre	*NT benchmark price (hand sanitizer) R79.80/ litre
PPE020 Hand sanitisers and disinfectants	250.00	

COVID-19 Expenditure - Suppliers



Further information

Please note that the information provided in this report is subject to important disclaimers that impact on the accuracy and reconciliation of, and of subsequent changes to, the data presented. Importantly, this information is unaudited at this stage and must still undergo a full internal and external audit processes. This means that some changes to the data will occur as transactions are reconciled and validated.

Do you want to become a Western Cape Government supplier, need assistance to resolve Central Supplier Database queries or have suggestions on how we can improve this report?

Our helpdesk can assist you – please send an email to wcseb@westerncape.gov.za