



# 2021 Procurement Disclosure Report



Western Cape  
Government

BETTER TOGETHER.

**Authored by**  
Provincial Treasury  
Provincial Government  
Supply Chain Management

# Introduction

The Provincial Treasury is pleased to publish the ninth monthly edition of the Procurement Disclosure Report for the period **01 February 2021 to 28 February 2021**. This is in line with the requirements of section 217 of the South African Constitution and demonstrates our continued commitment to good governance and transparency in public procurement in the Western Cape.

Monthly reporting on all COVID-19 procurement expenditure transactions will be made available via the National Treasury COVID-19 dashboard with a summary report provided by Provincial Treasury here: <https://www.westerncape.gov.za/provincial-treasury/procurement-disclosure-report>.

These dashboards provide a detailed breakdown of transactions and information on unit prices, among other matters, in a format that is downloadable. Provincial Treasury also produces a quarterly report and will produce an annual summary report on all COVID-19 procurement expenditure. This will streamline reporting to provide a more beneficial insight into COVID-19 expenditure over a longer, consolidated time period.

Please note that all previous reports are available on the Provincial Treasury website.

Total COVID-19 procurement expenditure for February 2021 amounted to R36,76 million of which R36,75 million was spent by provincial departments and R13 898,90 by public entities.

This brings the total accumulated COVID-19 procurement expenditure to R1,957 billion since the beginning of the financial year, of which provincial departments spent R1,954 billion and public entities spent R3,02 million.

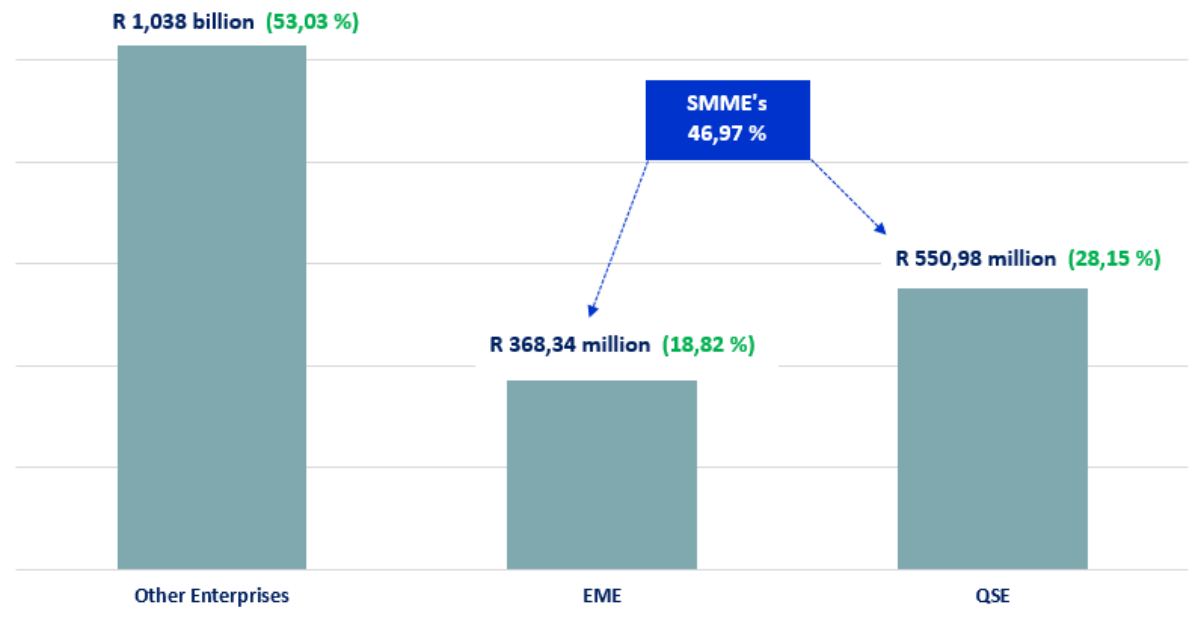
The Departments of Health; Transport and Public Works and Premier undertook the bulk of this expenditure, for February 2021. The Departments of Health and Transport and Public Works focussed on non-PPE expenditure such as infrastructure, human resource services, accommodation and meals, while the Department of the Premier focussed on COVID-19 related communication and advertising in respect of prevention awareness and behaviour change.

Of the total COVID-19 expenditure by provincial departments for February 2021 31,05 per cent (R11,31 million) benefitted Small Medium Micro Enterprises (SMMEs), while 12,2 per cent (R1 696,25) of the total COVID-19 expenditure by provincial public entities benefitted SMMEs.

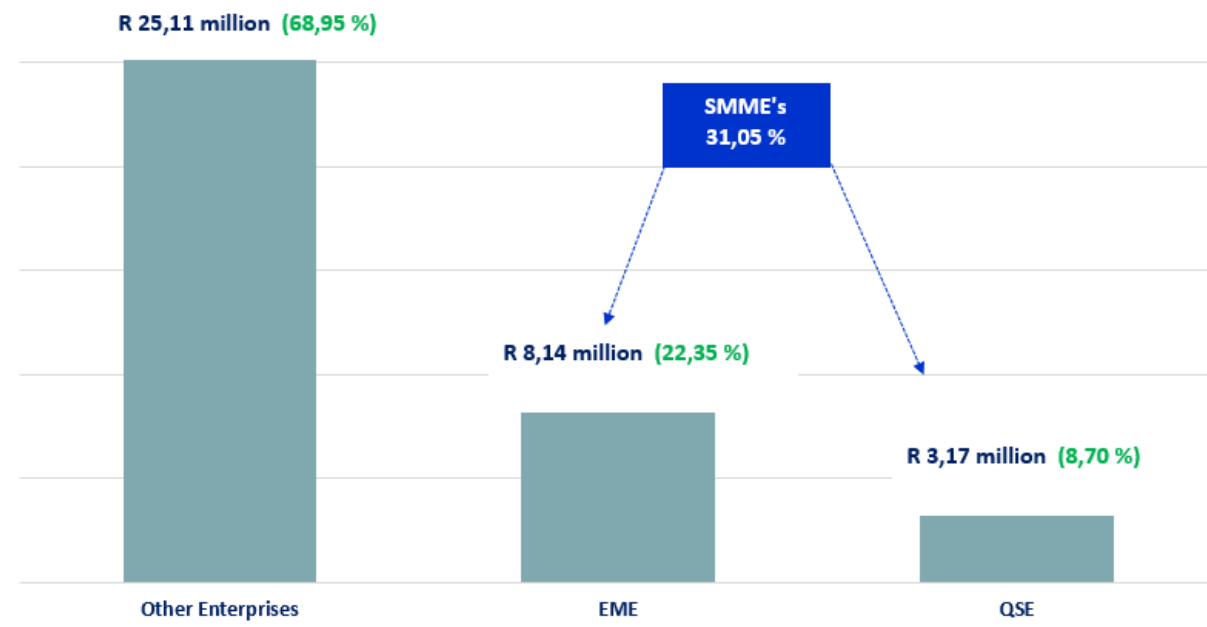
Total COVID-19 procurement expenditure that went to SMMEs for the period 01 April 2020 to 28 February 2021 by provincial departments and provincial public entities is R919,32 million (46,97 per cent) of provincial procurement spending.

Note that the national target is that 30 per cent of procurement spending goes to SMMEs via sub-contracting mechanisms. The Western Cape Government has exceeded this target through direct procurement for the period by approximately 16,97 per cent.

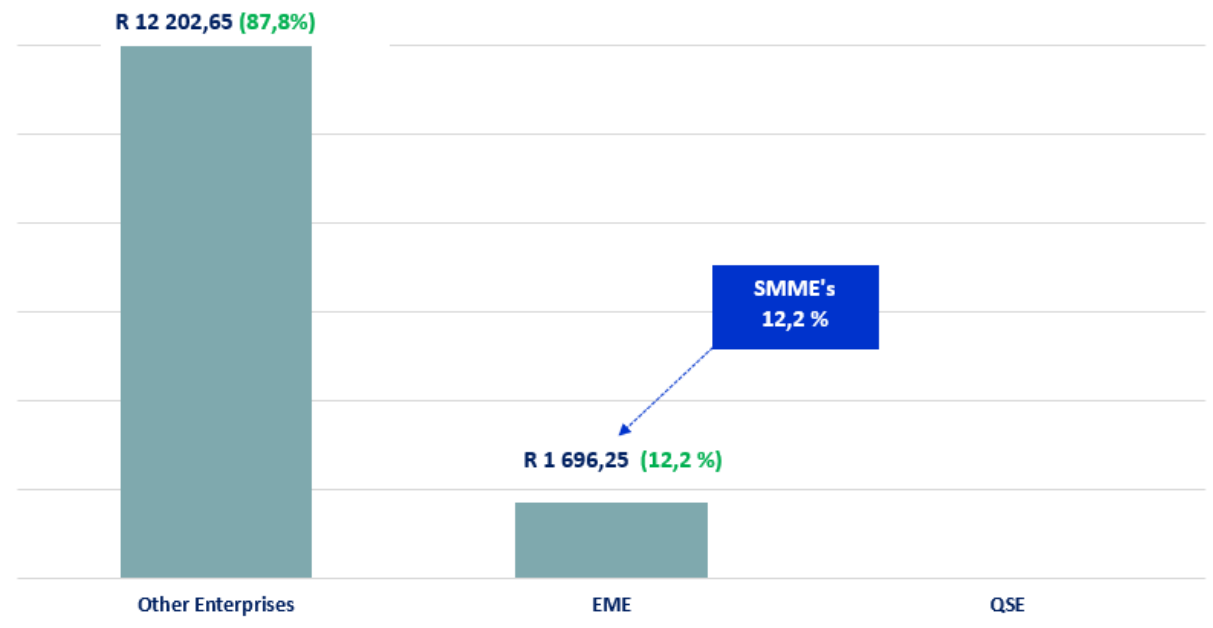
**Graph 1: Percentage of total provincial expenditure in respect of COVID-19 (provincial departments and provincial public entities) that benefitted SMME's: 01 April 2020 – 28 February 2021**



**Graph 2: Percentage of COVID-19 expenditure by provincial departments benefiting SMME's: 01 February 2021 – 28 February 2021**



**Graph 3: Percentage of COVID-19 expenditure by provincial public entities benefiting SMME's:  
01 February 2021 – 28 February 2021**



## Summary of Expenditure

**Table 1(a): Summary of expenditure per department for the period 01 February 2021 to 28 February 2021:**

Department	PPE Expenditure	Other COVID-19 Expenditure
Department of Agriculture	R94 420,00	R 46 870,20
Department of Community Safety	-	R 20 485,08
Department of Cultural Affairs and Sport	-	R 1 800,00
Department of Economic Development and Tourism	-	-
Department of Education	R 23 264,50	R 2 177 367,34
Department of Environmental Affairs and Development Planning	-	-
Department of Health	R 3 577 915,05	R 13 631 397,49
Department of Human Settlements	-	-
Department of Local Government	-	R 1 291 361,63
Department of Social Development	R 87 432,00	R 226 750,00
Department of Transport and Public Works	R 1 552,50	R 14 915 706,97
Department of the Premier	-	R 598 574,20
Provincial Treasury	-	R 55 504,75
<b>Total</b>	<b>R 3 784 584,05</b>	<b>R 32 965 817,66</b>
<b>Grand Total</b>		<b>R36 750 401,71</b>

**Table 1(b): Summary of expenditure per public entity reporting expenditure for the period:  
01 February 2021 to 28 February 2021:**

Department	PPE Expenditure	Other COVID-19 Expenditure
CASIDRA SOC Ltd	-	-
Western Cape Gambling and Racing Board	-	-
WESGRO	R 561,55	R 691,25
Western Cape Liquor Authority	R 1 696,25	R 1 999,85
Cape Nature	R8 450,00	R500,00
<b>Total</b>	<b>R 10 707,80</b>	<b>R 3 191,10</b>
<b>Grand Total</b>		<b>R 13 898,90</b>

## Further information

Do you want to become a Western Cape Government supplier, need assistance to resolve Central Supplier Database queries or have suggestions on how we can improve this report?

Our helpdesk can assist you – please send an email to [wcseb@westerncape.gov.za](mailto:wcseb@westerncape.gov.za)