



PROCUREMENT IN THE WESTERN CAPE | 01/03 – 31/03/2021 | ISSUE 10: 30 APRIL 2021

2021 Procurement Disclosure Report



Western Cape
Government

BETTER TOGETHER.

Authored by
Provincial Treasury
Provincial Government
Supply Chain Management

Introduction

The Provincial Treasury is pleased to publish the tenth monthly edition of the Procurement Disclosure Report for the period **01 March 2021 to 31 March 2021**. This is in line with the requirements of section 217 of the South African Constitution and demonstrates our continued commitment to good governance and transparency in public procurement in the Western Cape.

Monthly reporting on all COVID-19 procurement expenditure transactions will be made available via the National Treasury Covid-19 dashboard with a summary report provided by Provincial Treasury here: <https://www.westerncape.gov.za/provincial-treasury/procurement-disclosure-report>.

These dashboards provide a detailed breakdown of transactions and information on unit prices, among other matters, in a format that is downloadable. Provincial Treasury will also produce a quarterly and annual summary report on all COVID-19 procurement expenditure. This will streamline reporting requirements and provide a more beneficial insight into COVID-19 expenditure over a longer, consolidated period.

Please note that all previous reports are available on the Provincial Treasury website.

Total COVID-19 procurement expenditure for March 2021 amounted to R87,88 million of which R87,65 million was spent by provincial departments and R231 676,71 by public entities.

This brings the total accumulated COVID-19 procurement expenditure to R2,044 billion since the beginning of the financial year, of which provincial departments spent R2,041 billion and public entities spent R3,22 million.

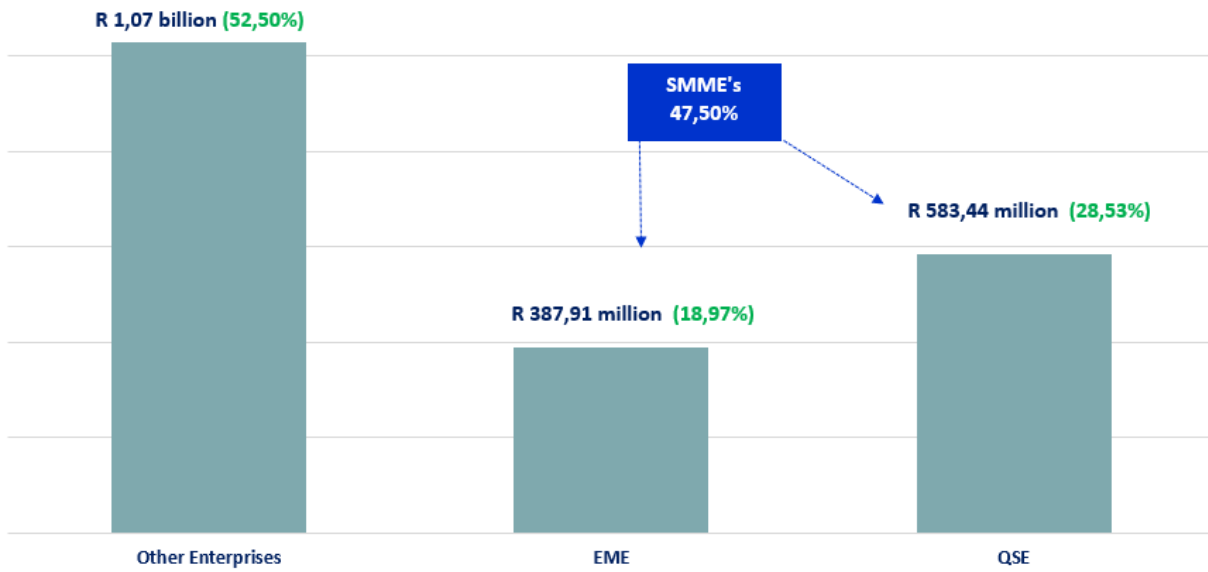
The Departments of Health; Transport and Public Works and Premier undertook the bulk of this expenditure, for March 2021 with the Departments of Health and Transport and Public Works focussed on non - PPE expenditure such as infrastructure, human resource services, accommodation and meals; and the Department of the Premier on COVID-19 related communication and advertising in respect of prevention awareness and behaviour change.

Of the total COVID-19 expenditure by provincial departments for March 2021, 59,37 per cent (R52,03 million) benefitted Small Medium Micro Enterprises (SMMEs), while 35,62 per cent (R82 512,00) of the total COVID-19 expenditure by provincial public entities benefitted SMMEs.

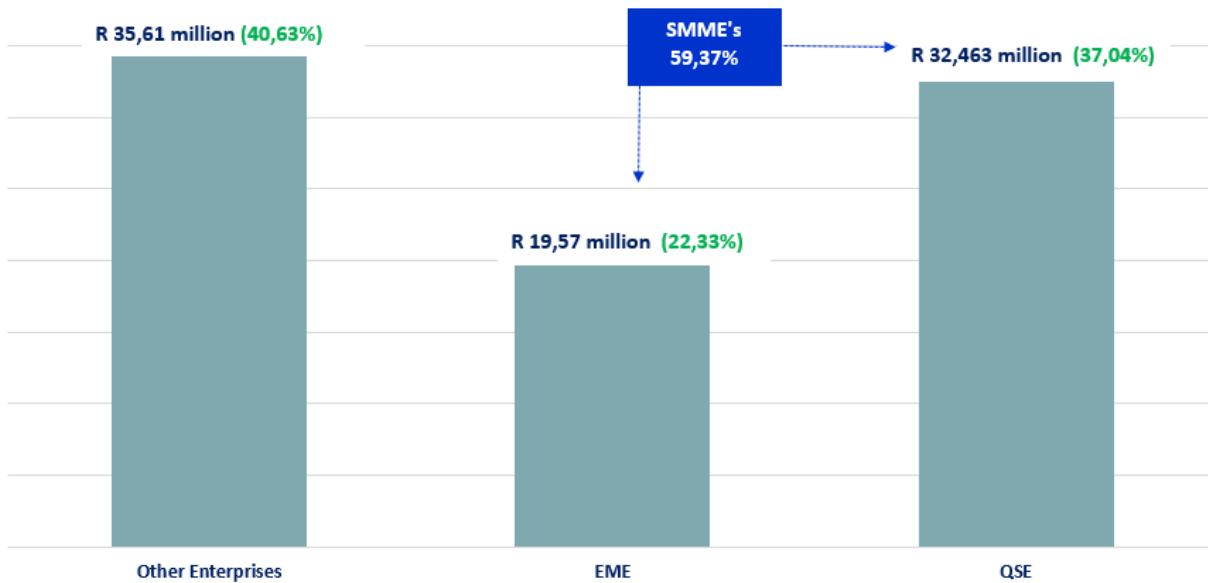
Total COVID-19 procurement expenditure that went to SMMEs for the period 01 April 2020 to 31 March 2021 by provincial departments and provincial public entities is R971,35 million (47,50 per cent) of provincial procurement spend).

Note that the national target is that 30 per cent of procurement spending goes to SMMEs via sub-contracting mechanisms. The Western Cape Government has exceeded this target through direct procurement for the period by approximately 17,5 per cent.

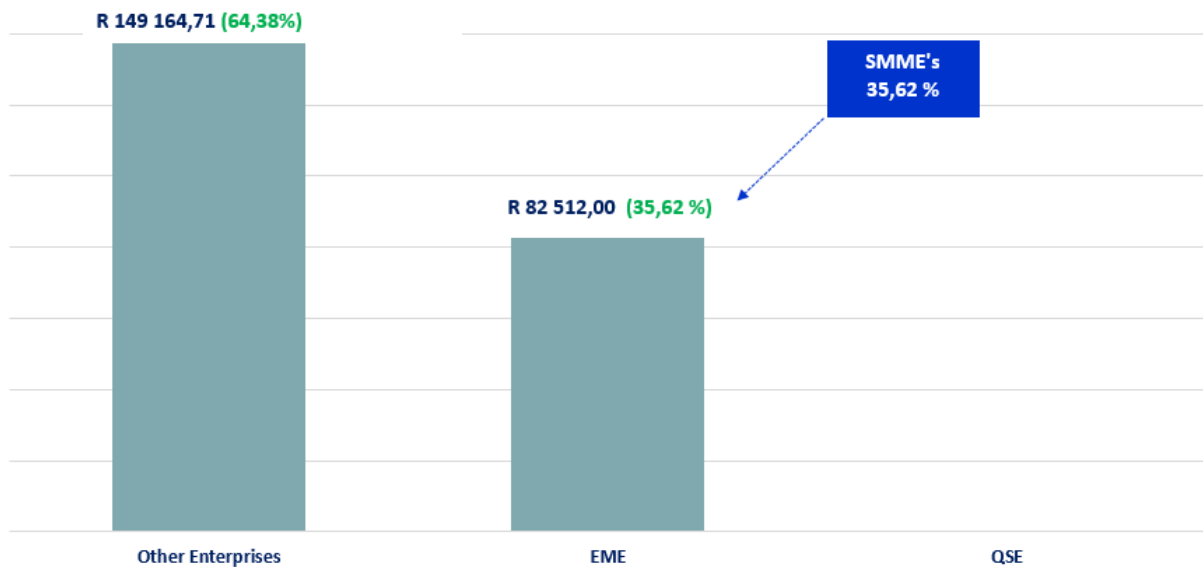
Graph 1: Percentage of total provincial expenditure in respect of COVID-19 (provincial departments and provincial public entities) that benefitted SMME's: 01 April 2020 – 31 March 2021



Graph 2: Percentage of COVID-19 expenditure by provincial departments benefiting SMME's in March 2021



Graph 3: Percentage of COVID-19 expenditure by provincial public entities benefiting SMME's in March 2021



Summary of Expenditure

Table 1(a): Summary of expenditure per department for the period 01 March 2021 to 31 March 2021:

Department	PPE Expenditure	Other COVID-19 Expenditure
Department of Agriculture	R 122 493,58	R 286 565,30
Department of Community Safety	-	R 29 927,25
Department of Cultural Affairs and Sport	R 36 965,60	R 2 800,00
Department of Economic Development and Tourism	-	R 1 356 973,57
Department of Education	R 1 588 212,00	R 294 693,96
Department of Environmental Affairs and Development Planning	-	-
Department of Health	R 42 481 926,30	R 23 669 938,61
Department of Human Settlements	-	-
Department of Local Government	R 34 238,40	R 60 377,25
Department of Social Development	R 34 331,25	R 300 507,64
Department of Transport and Public Works	R 1 768,00	R 15 322 913,45
Department of the Premier	-	R 1 980 656,66
Provincial Treasury	-	R 77 119,00
Total	R 44 269 935,13	R 43 382 471,69
Grand Total		R 87 652 407,82

Table 1(b): Summary of expenditure per public entity reporting expenditure for the period 01 March 2021 to 31 March 2021:

Department	PPE Expenditure	Other COVID-19 Expenditure
CASIDRA SOC Ltd	-	-
Western Cape Gambling and Racing Board	-	-
WESGRO	R 147 440,72	-
Western Cape Liquor Authority	-	-
Cape Nature	R 66 827,99	R 17 408
Total	R 214 268,71	R 17 408,00
Grand Total		R 231 676,71

Further information

Do you want to become a Western Cape Government supplier, need assistance to resolve Central Supplier Database queries or have suggestions on how we can improve this report?

Our helpdesk can assist you – please send an email to wcseb@westerncape.gov.za.