



2021 Procurement Disclosure Report



Western Cape
Government

BETTER TOGETHER.

Authored by
Provincial Treasury
Provincial Government
Supply Chain Management

Introduction

The Provincial Treasury is pleased to publish the thirteenth monthly edition of the Procurement Disclosure Report for the period **01 June 2021 to 30 June 2021**. This is in line with the requirements of section 217 of the South African Constitution and demonstrates our continued commitment to good governance and transparency in public procurement in the Western Cape.

Total COVID-19 procurement expenditure for June 2021 amounted to R 22,635 million of which R22,614 million was spent by provincial departments and R 20 866,33 by public entities.

The Departments of Health; Transport and Public Works and Premier undertook the bulk of this expenditure, for June 2021 with the Departments of Health and Transport and Public Works focussed on non - PPE expenditure such as infrastructure, human resource services, accommodation and meals; and the Department of the Premier on COVID-19 related communication and advertising in respect of prevention awareness and behaviour change.

Detailed monthly reporting on all COVID-19 procurement expenditure transactions is made available via the online searchable COVID-19 dashboard of the National Treasury. This report summarises provincial information, and the dashboard is also replicated on the Provincial Treasury website at the following link: <https://www.westerncape.gov.za/provincial-treasury/procurement-disclosure-report>;

Provincial Treasury now also produces a quarterly and annual summary report on all COVID-19 procurement expenditure. These additional reports provide a more beneficial insight into COVID-19 expenditure over a longer, consolidated period. Monthly reports will continue to be produced in summarised format, with additional more detailed information available on the weblink indicated above. Please note that all previous reports are available on the Provincial Treasury website.

Summary of Expenditure

Table 1(a): Summary of expenditure per department for the period 01 June 2021 to 30 June 2021:

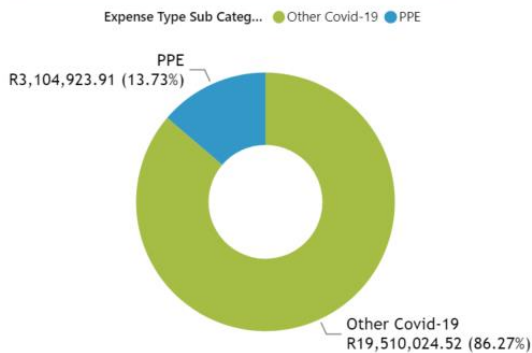
Department	PPE Expenditure	Other COVID-19 Expenditure
Department of Agriculture	R 24 488,12	R 41 650,00
Department of Community Safety	R 40 477,60	-
Department of Cultural Affairs and Sport	R 74 321,00	R 5 400,00
Department of Economic Development and Tourism	-	-
Department of Education	-	R 227 070,91
Department of Environmental Affairs and Development Planning	R 18 308,00	-
Department of Health	R 2 892 349,19	R 5 814 600,42
Department of Human Settlements	-	-
Department of Local Government	-	R 4 370,00
Department of Social Development	R 54 980,00	R 226 990,80
Department of Transport and Public Works	-	R 12 388 190,30
Department of the Premier	-	R 801 752,09
Provincial Treasury	-	-
Total	R 3 104 923,91	R 19 510 024,52
Grand Total		R 22 614 948,43

Table 1(b): Summary of expenditure per public entity reporting expenditure for the period 01 June 2021 to 30 June 2021:

Department	PPE Expenditure	Other COVID-19 Expenditure
CASIDRA SOC Ltd	R 630,00	R3 205,00
Western Cape Gambling and Racing Board	-	-
WESGRO	-	R 2 000,00
Western Cape Liquor Authority	R 1 000,00	-
Cape Nature	R 4 598,43	R 9 432,90
Total	R 6 228,43	R 14 637,90
Grand Total		R 20 866,33

Provincial Departments

Total Expenditure - June 2021
R22,614,948.433



Average Price per PPE Item: WCG vs. National Treasury Benchmark price

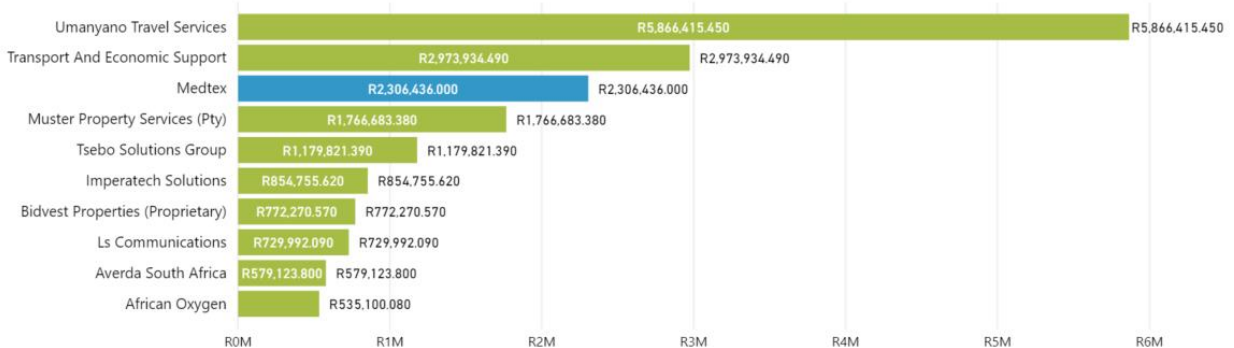
Other PPE Items

Unit of Measure (UOM)	Box		Each	
	Unit Price	NT Price	Unit Price	NT Price
PPE003 Respirator Mask			R35.00	R42.90
PPE006 Visor / Face Shield			R41.00	R69.00
PPE011 Digital Thermometer			R399.90	R992.00
PPE015 Non-Sterile Examination Gloves	R148.04	R175.00	R1.75	R1.75
PPE018 3 Layer Fabric Cloth Masks			R12.00	R25.00

Hand Sanitisers, Multi-purpose sanitisers & Disinfectants

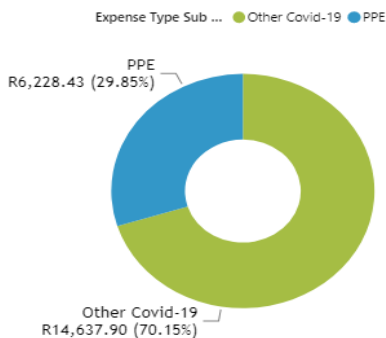
Commodity	Each	R79.80
PPE020 Hand Sanitisers And Disinfectants	R56.00	NT price (per litre)

Expenditure - Top Suppliers



Provincial Public Entities

Total Expenditure - June 2021
R20,866.33



Average Price per PPE Item: WCG vs. National Treasury Benchmark price

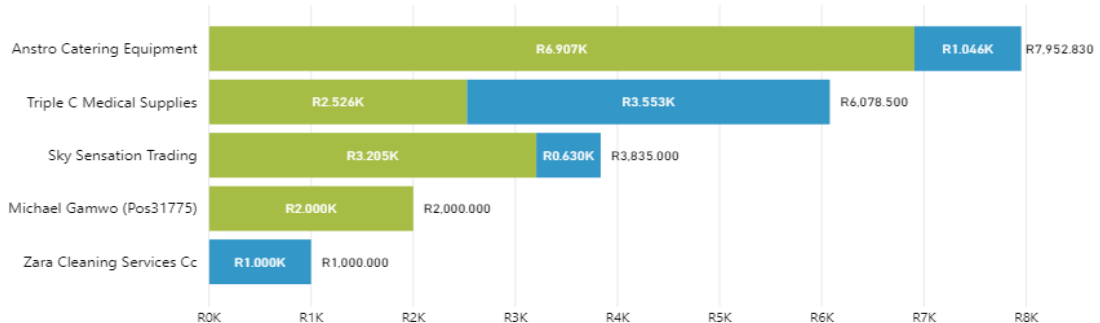
Other PPE Items

Unit of Measure (UOM)	Box of 100		Each	
	Unit Price	NT Price	Unit Price	NT Price
PPE004 Apron	R61.53	R190.00		
PPE011 Digital Thermometer			R253.75	R992.00

Hand Sanitisers, Multi-purpose sanitisers & Disinfectants

Commodity	5 Litre	R79.80
PPE020 Hand Sanitisers And Disinfectants	R250.00	NT price (per litre)

Expenditure - Top Suppliers



Further information

Please note that the information provided in this report is subject to important disclaimers that impact on the accuracy and reconciliation of, and of subsequent changes to, the data presented. Importantly, this information is unaudited at this stage and must still undergo a full internal and external audit processes. This means that some changes to the data will occur as transactions are reconciled and validated.

Do you want to become a Western Cape Government supplier, need assistance to resolve Central Supplier Database queries or have suggestions on how we can improve this report?

Our helpdesk can assist you – please send an email to wcseb@westerncape.gov.za