



2021 Procurement Disclosure Report



Western Cape
Government

BETTER TOGETHER.

Authored by
Provincial Treasury
Provincial Government
Supply Chain Management

Introduction

The Provincial Treasury is pleased to publish the fourteenth monthly edition of the Procurement Disclosure Report for the period 01 July 2021 to 31 July 2021. This is in line with the requirements of section 217 of the South African Constitution and demonstrates our continued commitment to good governance and transparency in public procurement in the Western Cape.

Total COVID-19 expenditure for July 2021 amounted to R108,979 million of which R108,829 million was spent by provincial departments and R150 938,23 by public entities.

Cumulative COVID-19 expenditure for the 2021/22 financial year now amounts to R214,260 million for provincial departments and R192 068.27 for public entities.

This is in addition to COVID-19 expenditure in the 2020/21 financial year, which amounted to R2,021 billion for provincial departments and R4 150 655.26 or R4.1 million for public entities.

The Departments of Health; Transport and Public Works and Premier undertook the bulk of the expenditure, for July 2021 with the Departments of Health focussed on PPE, non-PPE expenditure and the vaccination rollout programme and Transport and Public Works focussed on non - PPE expenditure such as infrastructure, human resource services and accommodation; and the Department of the Premier on COVID-19 related communication, advertising and technology services in respect of prevention; awareness and behaviour change.

Detailed monthly reporting on all COVID-19 procurement expenditure transactions is made available via the online searchable COVID-19 dashboard of the National Treasury. This report summarises provincial information, and the dashboard is also replicated on the Provincial Treasury at the following link: <https://www.westerncape.gov.za/provincial-treasury/procurement-disclosure-report>.

Provincial Treasury now also produces quarterly and annual detailed reports on all COVID-19 procurement expenditure. These additional reports provide a more beneficial insight into COVID-19 expenditure over a longer, consolidated period. Monthly reports are produced in summarised format, with additional more detailed information available on the weblink indicated above. Please note that all previous reports are available on the Provincial Treasury website.

Summary of Expenditure

Table 1(a): Summary of expenditure per department for the period 01 July 2021 to 31 July 2021:

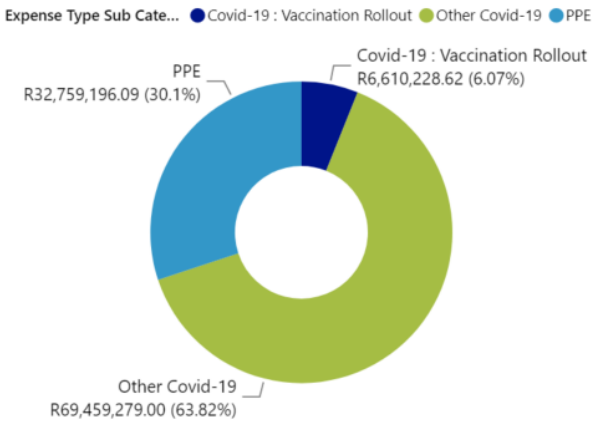
Department	PPE Expenditure	Other COVID-19 Expenditure	COVID-19 Vaccine Rollout
Department of Agriculture	R 2 313.20	R 47 373.46	-
Department of Community Safety	-	-	-
Department of Cultural Affairs and Sport	-	R 4 000.00	-
Department of Economic Development and Tourism	-	R 612 218.82	-
Department of Education	-	R 180 953.17	-
Department of Environmental Affairs and Development Planning	-	-	-
Department of Health	R 32 704 782.64	R 40 678 147.45	R 6 610 228.62
Department of Human Settlements	R16 200.00	-	-
Department of Local Government	R13 380.00	R 4 370.00	-
Department of Social Development	R 22 520.25	R 226 688.20	-
Department of Transport and Public Works	-	R 20 297 363.43	-
Department of the Premier	-	R 7 408 164.47	-
Provincial Treasury	-	-	-
Total	R 32 759 196.09	R 69 459 279.00	R 6 610 228.62
Grand Total	R 108 828 703.71		

Table 1(b): Summary of expenditure per public entity reporting expenditure for the period 01 July 2021 to 31 July 2021:

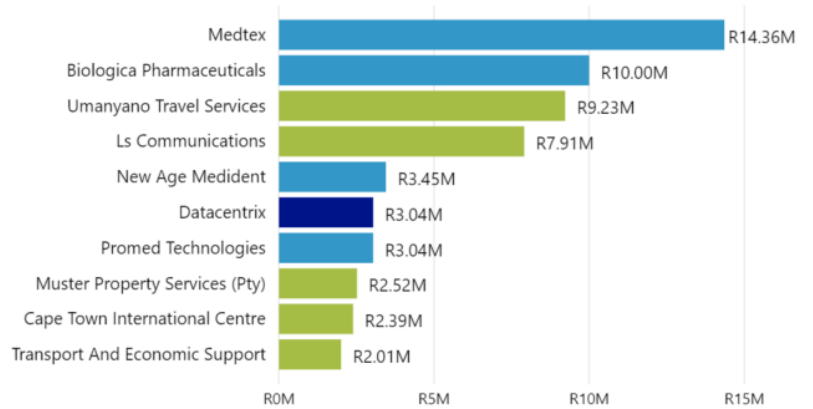
Department	PPE Expenditure	Other COVID-19 Expenditure
CASIDRA SOC Ltd	R 12 481.50	R5 718.75
Western Cape Gambling and Racing Board	-	-
WESGRO	-	-
Western Cape Liquor Authority	R 1 685.00	-
Cape Nature	R 116 050.93	R 15 002.05
Total	R 130 217.43	R 20 720.80
Grand Total	R 150 938.23	

Provincial Departments

Total COVID-19 Expenditure
R108.829M



Expenditure - Top Suppliers



Average Price per PPE Item: WCG vs. National Treasury Benchmark price

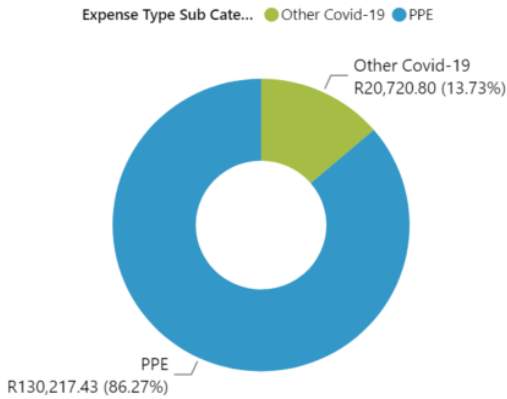
Unit of Measure (UOM)	Box of 100		Each		Pack	
	Unit Price	NT Price	Unit Price	NT Price	Unit Price	NT Price
PPE002 Surgical Masks For Health Care Workers	R177.92	R775.00	R12.42	R15.50		
PPE010 Boot Covers					R146.65	R130.00
PPE011 Digital Thermometer			R219.14	R992.00		
PPE015 Non-Sterile Examination Gloves	R175.00	R175.00				
PPE016 Sterile Examination Or Surgical Gloves	R625.31	R825.00	R30.93	R8.25		

Hand Sanitisers, Multi-purpose sanitisers & Disinfectants

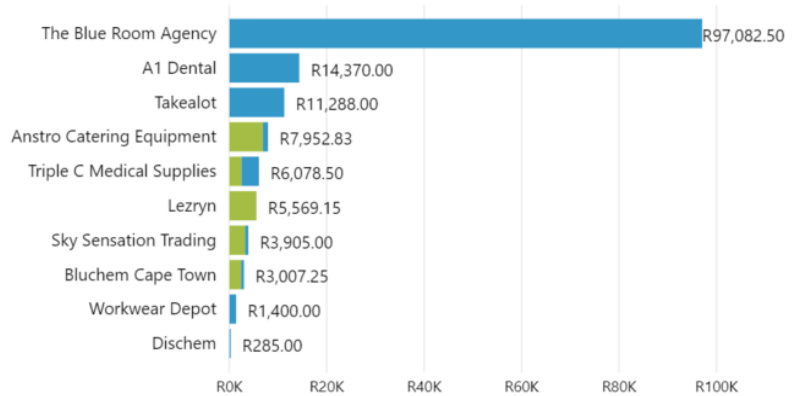
Commodity	25 Litre	R79.80
PPE020 Hand Sanitisers And Disinfectants	R1,250.00	NT price (per litre)

Provincial Public Entities

Total COVID-19 Expenditure
R150,938.23



Expenditure - Top Suppliers



**Average Price per PPE Item:
WCG vs. National Treasury Benchmark price**

Unit of Measure (UOM)	Box of 100		Each	
	Unit Price	NT Price	Unit Price	NT Price
PPE003 Respirator Mask			R40.75	R42.00
PPE004 Apron	R61.53	R190.00		
PPE011 Digital Thermometer			R253.75	R992.00
PPE016 Sterile Examination Or Surgical Gloves	R275.00	R825.00		

Hand Sanitisers, Multi-purpose sanitisers & Disinfectants

Commodity	25 Litre	5 Litre
PPE012 Multi Purpose Sanitisers And Disinfectants	R195.00	
PPE019 Surface Sanitisers And Disinfectants	R317.80	
PPE020 Hand Sanitisers And Disinfectants	R783.80	R110.00

R79.80
NT price (per litre)

Further information

Please note that financial information provided in this report is unaudited, in year information and subject to adjustment.

Do you want to become a Western Cape Government supplier, need assistance to resolve Central Supplier Database queries or have suggestions on how we can improve this report?

Our helpdesk can assist you – please send an email to wcseb@westerncape.gov.za