



# 2022 Procurement Disclosure Report



Western Cape  
Government  
**FOR YOU**

**Authored by**  
Provincial Treasury  
Provincial Government  
Supply Chain Management

# Introduction

The Provincial Treasury is pleased to publish the twentieth monthly edition of the Procurement Disclosure Report for the period 01 January 2022 to 31 January 2022. This is in line with the requirements of section 217 of the South African Constitution and demonstrates our continued commitment to good governance and transparency in public procurement in the Western Cape.

Total COVID-19 procurement expenditure for January 2022 amounted to R74,702 million of which R74,697 million was spent by provincial departments and R5,157.75 by public entities.

Cumulative COVID-19 expenditure for 2021/22 financial year now amounts to R749,710 million, of which R749,055 million was spent by provincial departments and R655,223.31 by public entities.

Most of the expenditure for the month of January 2022 was incurred by the Departments of Health, Transport and Public Works and Premier. The expenditure of the Department of Health focused on personal protective equipment (PPE), non-PPE expenditure and the vaccination rollout programme; the Department of Transport and Public Works on non-PPE expenditure such as the hire of, Brackengate hospital facilities, the CTICC as a mass vaccination site; human resource, transport services and accommodation; and the Department of the Premier on COVID-19 related communication and advertising services in respect of prevention; awareness and behaviour change.

Detailed monthly reporting on all COVID-19 procurement expenditure transactions is made available via the COVID-19 dashboard of the National Treasury. This report summarises provincial information, and the dashboard is also replicated on the Provincial Treasury website at the following link: <https://www.westerncape.gov.za/provincial-treasury/procurement-disclosure-report>.

Provincial Treasury also produces a quarterly and annual summary report on all COVID-19 procurement expenditure. These additional reports provide beneficial insight into COVID-19 expenditure over a longer, consolidated period. Monthly reports are produced in summarised format, with additional information available on the weblink indicated above. Please note that all previous reports are available on the Provincial Treasury website.

# Summary of Expenditure

**Table 1(a): Summary of expenditure per department for the period 01 January 2022 to 31 January 2022:**

Department	PPE Expenditure	Other COVID-19 Expenditure	COVID-19 Vaccine Rollout
Department of Agriculture	R 692.08	R 35,877.99	-
Department of Community Safety	-	-	-
Department of Cultural Affairs and Sport	-	-	-
Department of Economic Development and Tourism	-	-	-
Department of Education	R 24,620.00	R 4,484.13	-
Department of Environmental Affairs and Development Planning	-	-	-
Department of Health	R 28,148,489.62	R 31,135,440.29	R 3,642,979.62
Department of Human Settlements	R 8,349.00	-	-
Department of Local Government	-	-	-
Department of Social Development	R 7,363.00	R 88,650.00	-
Department of Transport and Public Works	-	R 11,134,369.48	-
Department of the Premier	-	R 453,867.60	-
Provincial Treasury	R 12,499.97	-	-
<b>Total</b>	<b>R 28,202,013.67</b>	<b>R 42,852,689.49</b>	<b>R 3,642,979.62</b>
<b>Grand Total</b>	<b>R 74,697,682.78</b>		

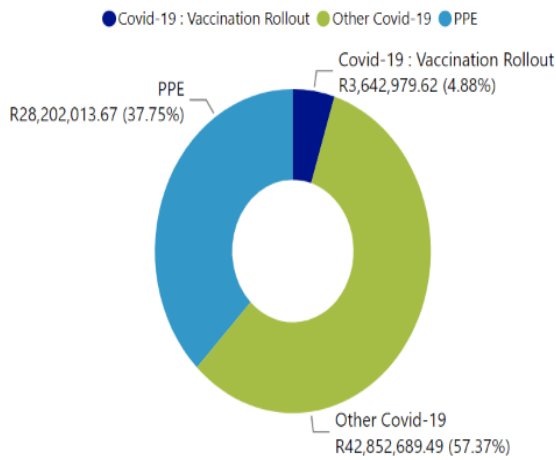
**Table 1(b): Summary of expenditure per public entity reporting expenditure for the period 01 January 2022 to 31 January 2022:**

Department	PPE Expenditure	Other COVID-19 Expenditure
CASIDRA SOC Ltd	R 5,157.75	-
Western Cape Gambling and Racing Board	-	-
WESGRO	-	-
Western Cape Liquor Authority	-	-
Cape Nature	-	-
<b>Total</b>	<b>R 5,157.75</b>	<b>-</b>
<b>Grand Total</b>	<b>R 5,157.75</b>	

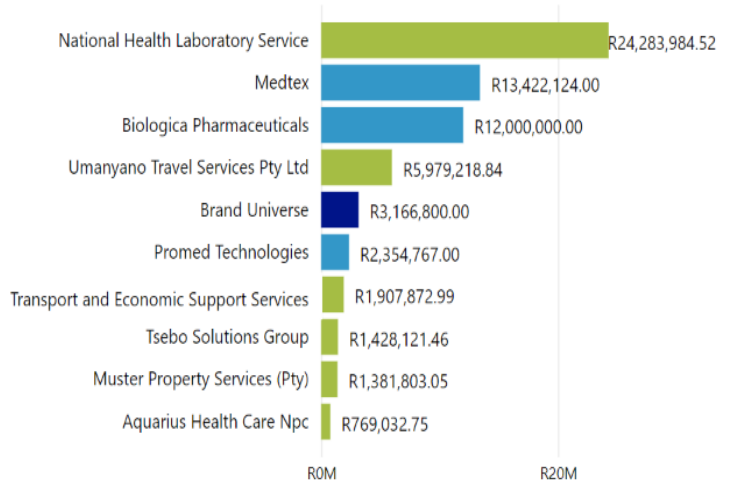
# Provincial Departments

### Total COVID-19 Expenditure

R74,697,682.78



### Expenditure - Top Suppliers



### Average Price per PPE Item: WCG vs. National Treasury Benchmark price

#### Other PPE Items

Unit of Measure (UOM)	Box of 100		Pack	
	Unit Price	NT Price	Unit Price	NT Price
PPE004 Apron			R77.50	R190.00
PPE015 Non-Sterile Examination Gloves	R170.00	R175.00		
PPE016 Sterile Examination Or Surgical Gloves	R843.65	R825.00		

#### Hand Sanitisers, Multi-purpose sanitisers & Disinfectants

Commodity	1 Litre	100ml	5 Litre	
PPE019 Surface Sanitisers And Disinfectants	R62.33		R220.57	R79.80 NT price (per litre)
PPE020 Hand Sanitisers And Disinfectants	R72.84	R21.83	R283.25	

**National Treasury Benchmark pricing:** Maximum prices determined by National Treasury for Personal Protective Equipment items that must be utilised as benchmark prices to negotiate with service providers where required.

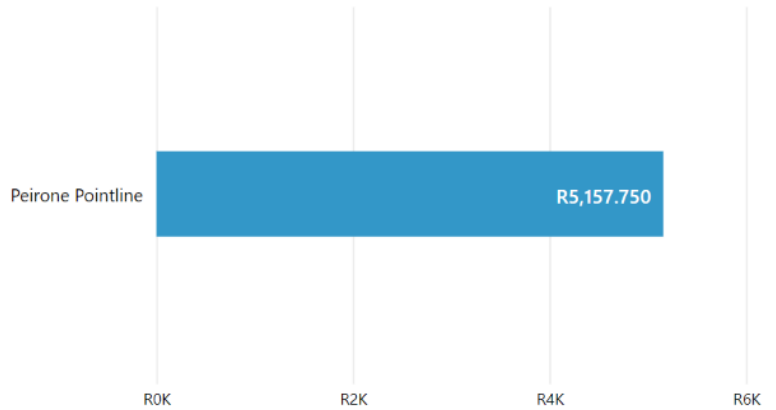
If prices are higher than those provided on Annexure A, a price variance of up to 10% of prices on Annexure A will be allowed. Any deviation to this provision must be approved by the accounting officer or accounting authority or delegated person based on justifiable reason.

# Provincial Public Entities

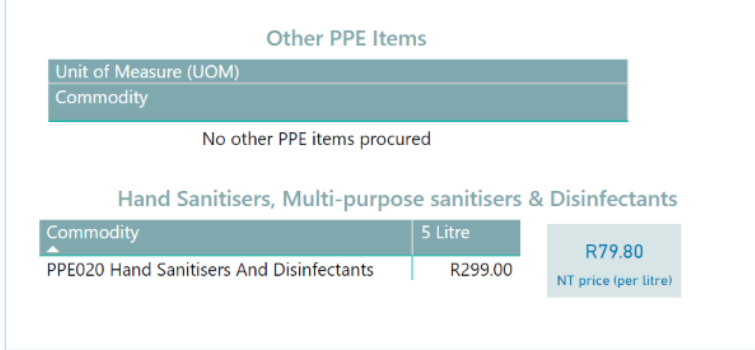
**Total COVID-19 Expenditure**  
R5,157.75



## Expenditure - Top Suppliers



### Average Price per PPE Item: WCG vs. National Treasury Benchmark price



Note: National Treasury did not issue benchmark prices for all PPE items. In the case of sanitisers, a benchmark price was only made for instances when sanitisers are purchased in volumes of 1 litre. This also does not take into consideration different brands available in respect of sanitisers.

## Further information

Do you want to become a Western Cape Government supplier, need assistance to resolve Central Supplier Database queries or have suggestions on how we can improve this report?

Our helpdesk can assist you – please send an email to [wcseb@westerncape.gov.za](mailto:wcseb@westerncape.gov.za).