



2022 Procurement Disclosure Report



Western Cape
Government

BETTER TOGETHER.

Authored by
Provincial Treasury
Provincial Government
Supply Chain Management

Introduction

The Provincial Treasury is pleased to publish the twenty first monthly edition of the Procurement Disclosure Report for the period 1 February 2022 to 28 February 2022. This is in line with the requirements of section 217 of the South African Constitution and demonstrates our continued commitment to good governance and transparency in public procurement in the Western Cape.

Total COVID-19 procurement expenditure for February 2022 amounted to R53.536 million of which R53.530 million was spent by provincial departments and R6,250.00 by public entities.

Cumulative COVID-19 expenditure for 2021/22 financial year now amounts to R803.246 million of which R802.585 million was spent by provincial departments and R661,473.31 by public entities.

Most of the expenditure for the month of February 2022 was incurred by the Departments of Health, Transport and Public Works and Premier. The expenditure of the Department of Health focussed on personal protective equipment (PPE), non-PPE expenditure and the vaccination rollout programme; the Department of Transport and Public Works focussed on the hire of Brackengate hospital facilities management fees, medical waste security; transport services and storage; and the Department of the Premier on COVID-19 related communication and advertising services in respect of prevention; awareness and behaviour change.

Detailed monthly reporting on all COVID-19 procurement expenditure transactions is made available via the COVID-19 dashboard of the National Treasury. This report summarises provincial information, and the dashboard is also replicated on the Provincial Treasury at the following link: <https://www.westerncape.gov.za/provincial-treasury/procurement-disclosure-report>;

Provincial Treasury also produces a quarterly and annual summary report on all COVID-19 procurement expenditure. These additional reports provide beneficial insight into COVID-19 expenditure over a longer, consolidated period. Monthly reports are produced in summarised format, with additional information available on the weblink indicated above. Please note that all previous reports are available on the Provincial Treasury website.

Summary of Expenditure

Table 1(a): Summary of expenditure per department for the period 1 February 2022 to 28 February 2022:

Department	PPE Expenditure	Other COVID-19 Expenditure	COVID-19 Vaccine Rollout
Department of Agriculture	R104.94	R 30,000.00	-
Department of Community Safety	-	-	-
Department of Cultural Affairs and Sport	-	-	-
Department of Economic Development and Tourism	R 3,737.50	-	-
Department of Education	R 2,300.00	R 41,487.00	-
Department of Environmental Affairs and Development Planning	-	-	-
Department of Health	R 11,666,873.94	R 28,189,050.76	R 1,013,607.92
Department of Human Settlements	-	-	-
Department of Local Government	-	-	-
Department of Social Development	-	R 132,050.00	-
Department of Transport and Public Works	-	R 10,091,626.94	-
Department of the Premier	-	R 2,359,417.84	-
Provincial Treasury	-	-	-
Total	R 11,673,016.38	R 40,843,632.54	R 1,013,607.92
Grand Total	R 53,530,256.84		

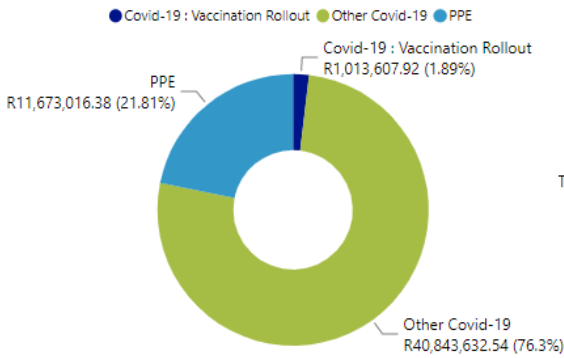
Table 1(b): Summary of expenditure per public entity reporting expenditure for the period 1 February 2022 to 28 February 2022:

Department	PPE Expenditure	Other COVID-19 Expenditure
CASIDRA SOC Ltd	-	-
Western Cape Gambling and Racing Board	-	-
WESGRO	-	R 6,000.00
Western Cape Liquor Authority	R 250.00	-
Cape Nature	-	-
Total	R 250.00	R 6,000.00
Grand Total	R 6,250.00	


Provincial Departments

Total COVID-19 Expenditure

R53,530,256.84



Expenditure - Top Suppliers



Average Price per PPE Item: WCG vs. National Treasury Benchmark price

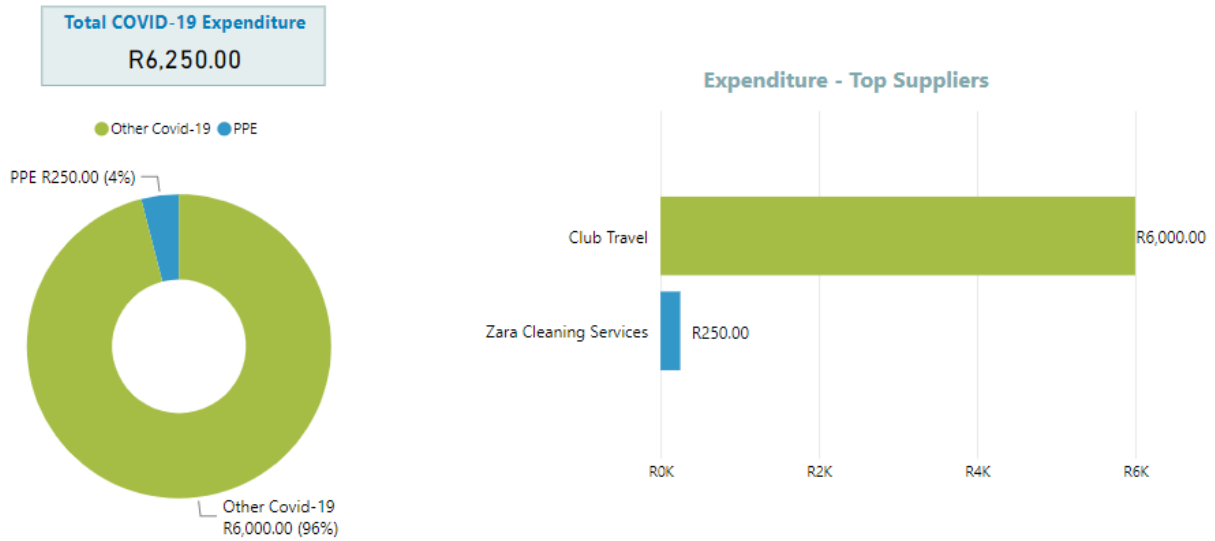
Other PPE Items						
Unit of Measure (UOM)	Box of 100		Each		Pack	
	Unit Price	NT Price	Unit Price	NT Price	Unit Price	NT Price
PPE004 Aprons					R77.50	R190.00
PPE008 Surgical Gowns			R53.25	R120.00		
PPE011 Digital Thermometers			R230.00	R992.00		
PPE016 Sterile Examination Or Surgical Gloves	R904.44	R825.00				

Hand Sanitisers, Multi-purpose sanitisers & Disinfectants			
Commodity	450 ml	5 Litre	R79.80 NT price (per litre)
	PPE020 Hand Sanitisers And Disinfectants	R54.99	

National Treasury Benchmark pricing: Maximum prices determined by National Treasury for Personal Protective Equipment items that must be utilised as benchmark prices to negotiate with service providers where required. If prices are higher than those provided on Annexure A, a price variance of up to 10% of prices on Annexure A will be allowed. Any deviation from this provision must be approved by the accounting officer or accounting authority or delegated person based on justifiable reason/s.

For sterile Examination Gloves/ Surgical Gloves the unit price secured by the Department is 9.6% above the benchmark price which is within the acceptable price variance of 10%.

Provincial Public Entities



Average Price per PPE Item: WCG vs. National Treasury Benchmark price

Other PPE Items		
Unit of Measure (UOM)		
Commodity		
No other PPE items procured		
Hand Sanitisers, Multi-purpose sanitisers & Disinfectants		
Commodity	5 Litre	
PPE020 Hand Sanitisers And Disinfectants	R250.00	R79.80 NT price (per litre)

Note: National Treasury did not issue benchmark prices for all PPE items. In the case of sanitisers, a benchmark price was only made for instances when sanitisers are purchased in volumes of 1 litre. This also does not take into consideration different brands available in respect of sanitisers. In the case of sanitisers purchased, this was purchased in 5 litre volumes to which there is no National Treasury benchmark price.

Further information

Do you want to become a Western Cape Government supplier, need assistance to resolve Central Supplier Database queries or have suggestions on how we can improve this report?

Our helpdesk can assist you – please send an email to wcseb@westerncape.gov.za.