



2021 Procurement Disclosure Report



Western Cape
Government

BETTER TOGETHER.

Authored by
Provincial Treasury
Provincial Government
Supply Chain Management

Introduction

The Provincial Treasury is pleased to publish the fifteenth monthly edition of the Procurement Disclosure Report for the period 01 August 2021 to 31 August 2021. This is in line with the requirements of section 217 of the South African Constitution and demonstrates our continued commitment to good governance and transparency in public procurement in the Western Cape.

Total COVID-19 expenditure for August 2021 amounted to R119,778 million of which R119,403 million was spent by provincial departments and R 375 860,94 by public entities.

Cumulative COVID-19 expenditure for the 2021/22 financial year now amounts to R334,230 million of which R333,663 million was spent by provincial departments and R567 929.21 by public entities.

Noteworthy, the bulk of the expenditure for the month of August 2021 was incurred by the Departments of Health; Transport and Public Works; Education and Premier. The department of Health focussed on PPE, non-PPE expenditure and the vaccination rollout programme; Transport and Public Works focussed on non - PPE expenditure such as the hire of the CTICC and Brackengate hospital facilities; human resource, transport services and accommodation; Education on PPE expenditure such as sanitisers and disinfectants for schools and the Premier on COVID-19 related communication and advertising services in respect of prevention; awareness and behaviour change.

Detailed monthly reporting on all COVID-19 procurement expenditure transactions is made available via the COVID-19 dashboard of the National Treasury. This report summarises provincial information, and the dashboard is also replicated on the Provincial Treasury at the following link: <https://www.westerncape.gov.za/provincial-treasury/procurement-disclosure-report>.

Provincial Treasury now also produces a quarterly and annual summary report on all COVID-19 procurement expenditure. These additional reports provide beneficial insight into COVID-19 expenditure over a longer, consolidated period. Monthly reports are produced in summarised format, with additional information available on the weblink indicated above. Please note that all previous reports are available on the Provincial Treasury website.

Summary of Expenditure

Table 1(a): Summary of expenditure per department for the period 01 August 2021 to 31 August 2021:

Department	PPE Expenditure	Other COVID-19 Expenditure	COVID-19 Vaccine Rollout
Department of Agriculture	R 1 998.00	R 45 830.24	-
Department of Community Safety	R 3 990.00	-	-
Department of Cultural Affairs and Sport	-	R 11 566.32	-
Department of Economic Development and Tourism	R 10 340.00	R 147 838.12	-
Department of Education	R 9 517 045.00	R 1 119 393.43	-
Department of Environmental Affairs and Development Planning	-	-	-
Department of Health	R 26 702 169.35	R 55 447 667.65	R 2 364 023.59
Department of Human Settlements	R 10 000.00	-	-
Department of Local Government	-	-	-
Department of Social Development	R 810.00	R 228 650.00	-
Department of Transport and Public Works	-	R 22 078 733.00	-
Department of the Premier	-	R 1 712 558.18	-
Provincial Treasury	-	-	-
Total	R 36 246 352.35	R 80 792 236.94	R 2 364 023.59
Grand Total	R 119 402 612.88		

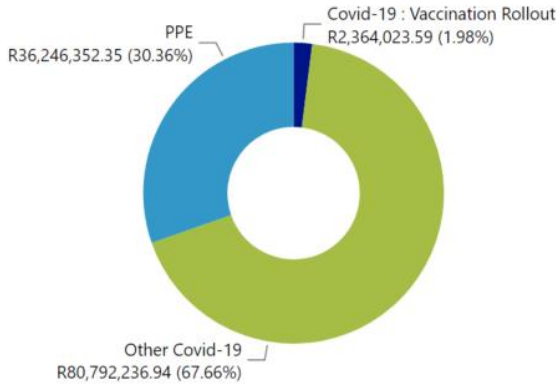
Table 1(b): Summary of expenditure per public entity reporting expenditure for the period 01 August 2021 to 31 August 2021:

Department	PPE Expenditure	Other COVID-19 Expenditure
CASIDRA SOC Ltd	R 13 641.88	R 4 761.75
Western Cape Gambling and Racing Board	-	-
WESGRO	-	-
Western Cape Liquor Authority	R 3 000.00	-
Cape Nature	R 336 929.18	R 17 528.13
Total	R 353 571.06	R 22 289.88
Grand Total	R 375 860.94	

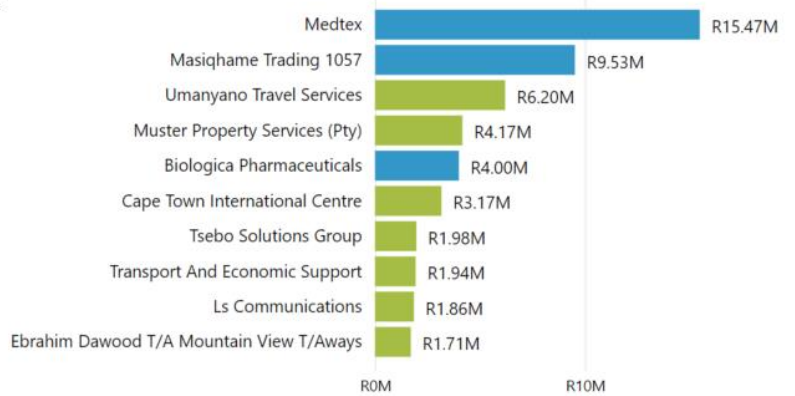
Provincial Departments

Total COVID-19 Expenditure
R119.403M

Expense Type Sub Categ... ● Covid-19 : Vaccination Rollout ● Other Covid-19 ● PPE



Expenditure - Top Suppliers



Average Price per PPE Item: WCG vs. National Treasury Benchmark price

Other PPE Items

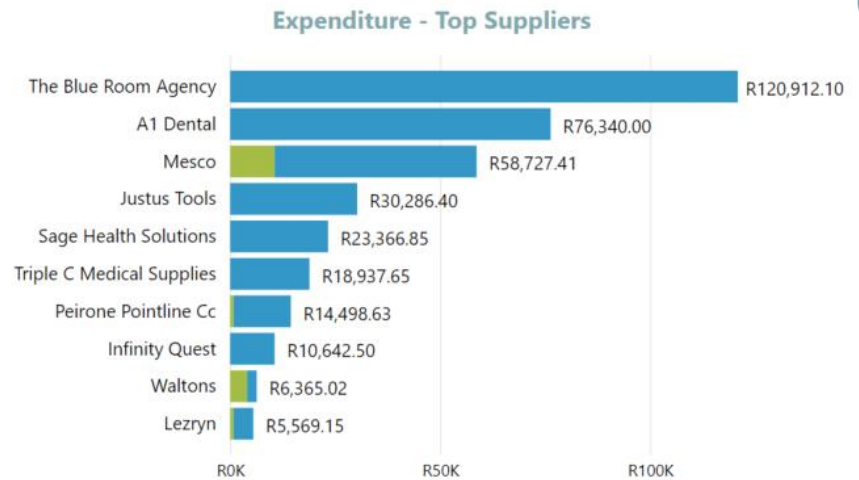
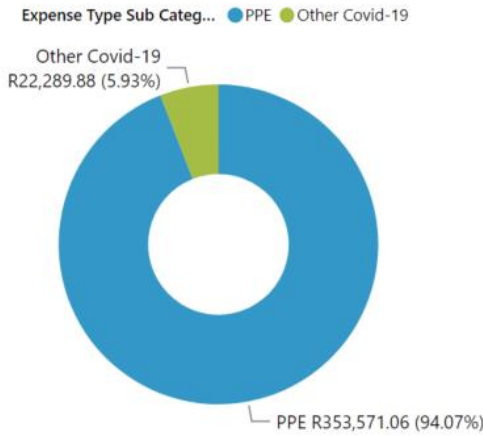
Unit of Measure (UOM) Commodity	Box of 100		Each		Pack	
	Unit Price	NT Price	Unit Price	NT Price	Unit Price	NT Price
PPE002 Surgical Masks For Health Care Workers	R278.01	R775.00				
PPE004 Apron					R77.50	R190.00
PPE011 Digital Thermometer			R699.00	R992.00		
PPE015 Non-Sterile Examination Gloves	R172.14	R175.00	R0.14	R1.75		
PPE016 Sterile Examination Or Surgical Gloves	R810.15	R825.00				

Hand Sanitisers, Multi-purpose sanitisers & Disinfectants

Commodity	25 Litre	5 Litre	
PPE012 Multi Purpose Sanitisers And Disinfectants	R225.00		R79.80 NT price (per litre)
PPE019 Surface Sanitisers And Disinfectants	R238.33	R118.33	
PPE020 Hand Sanitisers And Disinfectants	R767.50		

Provincial Public Entities

Total COVID-19 Expenditure
R375,860.940



**Average Price per PPE Item:
WCG vs. National Treasury Benchmark price**

Other PPE Items

Unit of Measure (UOM) Commodity	Box of 100		Each		Pack	
	Unit Price	NT Price	Unit Price	NT Price	Unit Price	NT Price
PPE003 Respirator Mask			R12.00	R42.90		
PPE004 Apron	R68.57	R190.00			R70.95	R190.00
PPE011 Digital Thermometer			R330.00	R992.00		
PPE016 Sterile Examination Or Surgical Gloves	R257.50	R825.00				
PPE018 3 Layer Fabric Cloth Masks			R15.00	R25.00		

Hand Sanitisers, Multi-purpose sanitisers & Disinfectants

Commodity	1 Litre	25 Litre	5 Litre	
PPE012 Multi Purpose Sanitisers And Disinfectants			R335.00	
PPE019 Surface Sanitisers And Disinfectants			R240.40	R79.80
PPE020 Hand Sanitisers And Disinfectants	R38.95	R820.58	R142.50	NT price (per litre)

Further information

Do you want to become a Western Cape Government supplier, need assistance to resolve Central Supplier Database queries or have suggestions on how we can improve this report?

Our helpdesk can assist you – please send an email to wceb@westerncape.gov.za.