



Gerry The Flood Guide

Fear lack of
preparation,
not the flood.

Activity Book



Western Cape
Government

What is a flood?

A flood is when a lot of water overflows onto land that is normally dry. Flooding can happen during heavy rains, when rivers overflow, when the sea's waves come on the shore or when dams break.

Types of flooding:

- Riverine flooding: occurs when river levels rise and overflow their banks.
- Coastal flooding: is caused by rising sea levels or waves washing high up onto the shore and flood the land next to it.
- Flash flooding: is the sudden and rapid flooding of an area that is prone to flooding. It can be caused by heavy or excessive rainfall in a short period of time. They can occur within minutes or a few hours of excessive rainfall.
- Urban flooding: is caused by a drainage system or storm water system is overwhelmed.

Before flooding:

- Listen and look out for warnings: Listen to the radio or look at social media to inform you of when there might be a risk of flooding.
- Be aware of where you live. If you are close to a river or if there is poor drainage, your home will be more susceptible to flooding. Ensure all your important items are moved to higher places. Unplug your electrical appliances
- Don't litter or dump rubbish in stormwater drains. This will stop the water draining away and cause more flooding.



Circle the correct steps you should take before flooding




Stay together
with your family

Stay alone

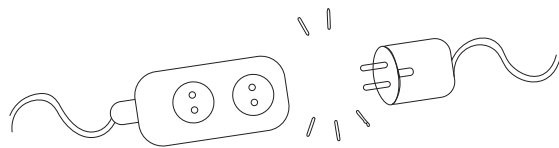
Leave your things
on the floor

Move important
items to higher places




Plug in devices

Don't touch
electrical devices



Listen to flood warnings
on the TV or radio

Don't pay
attention



Move away from
water

Don't move




During a flood:

- Go to higher ground, if you are ever outdoors during a flood, go to higher ground.
- Turn around, don't drown: Never walk or drive through fast flowing water, 15cm of water can sweep you off your feet and 30cm of water is enough to float most cars.
- Stay away from flood water or rivers. Listen to officials or adults if they tell you to leave the area.



Find routes away from the flood.



After:

- Never play in flood water. Avoid contact with flood water as it can be contaminated with sewerage, oil, petrol, and other chemicals. These types of things can make you very sick.
- Do not switch on any electrical appliances that has been in contact with water.
- Avoid flooded areas. Your presence may hamper rescues and other emergency operations and put you at further risk.



Fear lack of preparation not the flood



Household emergency plan:

Create a household emergency plan so you will know what to do in case of a flood. It should include:

1. Important emergency numbers to get help and numbers to contact your family with
2. Make a list of things in year house that should be moved away from flood water
3. Decide where to meet your family. Choose a meeting place outside your home or in a flood safe place outside your neighbourhood. Find alternative routes away from any flood prone roads.
4. Put together a grab and go bag which should include:
 - Important documents such as ID, passport, birth certificates, policies, clinic cards.
 - Cellphone recharger
 - Essential medication and copies of prescriptions
 - First aid kit
 - Credit cards and cash

Colour in the items that you need in your grab bag:



**Fear lack of
preparation,
not the
flood**



IMPORTANT NUMBERS

Contact number: 112 from any
cellphone

Fire Department: Please see your
Local Municipality

Ambulance: 10177

Doctor:
Consult family doctor or local clinic

Poison Information Helpline:
0861 555 777

Department of Local Government

Directorate: Disaster Risk Reduction

Chief Directorate: Disaster Management and Fire Rescue Services

Email: Disaster.management@westerncape.gov.za

Tel: (021) 937 6300 or 083 577 1100

www.westerncape.gov.za



**Western Cape
Government**