












# Quick reference guide on how to put on and take off PPE for COVID-19

**SELECT the correct PPE for the type of care provided or procedure performed**

<p><b>Direct care of patients with COVID-19 (Non-aerosol generating)</b></p>	<p><b>Aerosol-generating procedure on patients with COVID-19</b></p>
<ul style="list-style-type: none"> <li>✓ non-sterile gloves</li> <li>✓ apron</li> <li>✓ eye shield or goggles</li> <li>✓ <b>surgical mask</b></li> </ul>	<ul style="list-style-type: none"> <li>✓ non-sterile gloves</li> <li>✓ gown / apron</li> <li>✓ eye shield or goggles</li> <li>✓ <b>N95 respirator</b></li> </ul>
<p><b>DONNING ORDER FOR PUTTING ON PPE</b></p>	<p><b>DOFFING ORDER FOR TAKING OFF PPE</b></p>
<p>hand hygiene (soap or alcohol handrub)</p>  <p>put on apron or gown</p>  <p>put on surgical mask or N95 respirator</p>  <p>put on eye cover</p>  <p>put on non-sterile gloves</p> 	<p>hand hygiene (soap or alcohol handrub)</p>  <p>remove gloves</p>  <p>remove gown / apron</p>  <p>remove eye cover</p>  <p>remove N95 respirator</p>  <p>hand hygiene (soap or alcohol handrub)</p> 
<p><b>PERFORM HAND HYGIENE BETWEEN STEPS <u>IF</u> HANDS BECOME CONTAMINATED AND IMMEDIATELY AFTER REMOVING ALL PPE</b></p>	