

THANKS TO YOU, WE ARE BETTER TOGETHER.

10 YEARS OF GOOD GOVERNANCE TOGETHER

31 JANUARY 2018, CAPE TOWN

PREMIER H ZILLE



Western Cape
Government

BETTER TOGETHER.

MAKING OUR PROVINCE BETTER, TOGETHER.

Since 2009, the Western Cape Government has, in partnership with residents, made progress towards our long-term vision of a “highly skilled, innovation driven, resource efficient, connected, high opportunity society for all”.

For any government to create conditions for sustained progress towards prosperity for all, requires three pre-conditions: The Rule of Law; a culture of accountability, (in which all members of society take their responsibilities seriously), and a capable state that undertakes its duties efficiently, honestly, and cost-effectively.

Over two terms we have made significant progress, worked hard to keep our promises, and made sure that every rand goes towards quality service delivery, especially for those in most need.

We have raised the quality of basic education and laid the foundation for a digital future for our children.

We have created jobs and opportunities for more citizens, and made it easier to invest and do business.

We have supported land reform like no other region, made more South Africans home owners through title deeds, and refined a game changing development model for well-located, affordable housing.

As a caring government we have expanded social services to the disabled, our youth, the elderly, and all those in need protection, substance abuse treatment, and counselling.

We continue to build the partnerships necessary to bring about safer communities within our limited oversight mandate, and to hold SAPS and the national government accountable for their policing mandate.

The progress we are making is cause for optimism for both our committed civil servants and residents alike. A whole-of-society approach remains fundamental to our success. We have all made our province better, together.

What follows is a summary of our progress to date.



Western Cape
Government

BETTER TOGETHER.

TOP SIX SUCCESS STORIES



Western Cape
Government

BETTER TOGETHER.

19.8%

EMPLOYMENT GROWTH

in the Western Cape between 2009 and 2018, well ahead of Gauteng (7.5%) and KwaZulu-Natal (5.1%)

212 967

HOUSING OPPORTUNITIES

Since 2009, we have completed 212 967 housing projects. 105 500 housing projects are due for completion in the Western Cape by 2022.

83%

GOOD GOVERNANCE

We received the highest number of clean audits (83%) in South Africa in 2018/19 across all entities and departments.

1 million

E-LEARNING

One million learners now receive better education through e-Learning with access to free high-speed internet and over 11 000 learning resources on our portal.

82%


SERVICE DELIVERY

82% of the WCG 2018 Budget was spent on the delivery of services to the poor.

91.5%

HEALTH CARE

91.5% of Western Cape households live within 30 minutes of a healthcare facility.



ECONOMIC OPPORTUNITIES



Western Cape
Government

BETTER TOGETHER.

JOBS AND EMPLOYMENT

The Western Cape has South Africa's lowest unemployment rate at

14%

percentage points lower than the national average

Employment in the Western Cape grew by

19.8%

between 2009 and 2018, well ahead of Gauteng (7.5%) and KwaZulu-Natal (5.1%).

50% of all new jobs in South Africa, in the past year, were created in the Western Cape

(95 000 out of 188 000 between Q3 2017 and Q3 2018.)

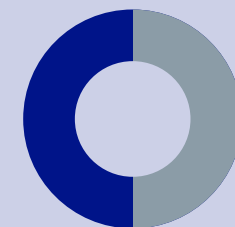


A total of new jobs were created

640 000

in the Western Cape since the start of this administration's first term (based on Q2 2009 to Q2 2018).

Western Cape
South Africa



EASE OF DOING BUSINESS



R600 million
in economic savings



have been generated through our Red Tape reduction
and Ease of Doing Business strategies

ATTRACTING INVESTMENT



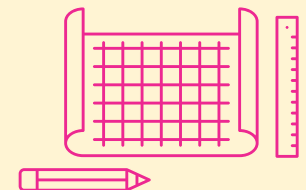
Through our investment agency, Wesgro, we have secured
299 direct investments
since 2009.

We have created an enabling environment for investment to drive economic growth, with

R100 billion
in Foreign Direct Investment
deals secured, creating an
est. 19 000 jobs.



Development is happening faster in the Western Cape. In 2018 we were
SA's most successful province for building plans approved by square meter.



This is a key indicator of economic growth, with
R130 billion
in new developments approved
in our region since 2009

AIR ACCESS

In just three years our Air Access strategy has added

750 000

international inbound seats to

Cape Town, as well as 13 new routes.



The result is more jobs, tourism and investment, bringing an estimated

R4.1 billion

in tourist spending into our local economy.



For every new route added,

1000

jobs can be created,

according to a study on the new Hong Kong route. It's also estimated that 1 new jobs is created for every 12 tourists.



LAND REFORM SUPPORT

Since 2014 we have supported

357

Land Reform Projects


with over R500 million in support funding.

Every year, the Western Cape Government leverages over

R80 million

in private sector

backing for farmers operating on land reform farms.



The Western Cape has a

62%

success rate on agricultural land reform projects.

This is compared to an estimated 10% success rate nationally



Beneficiaries rate our support services on average above

90%



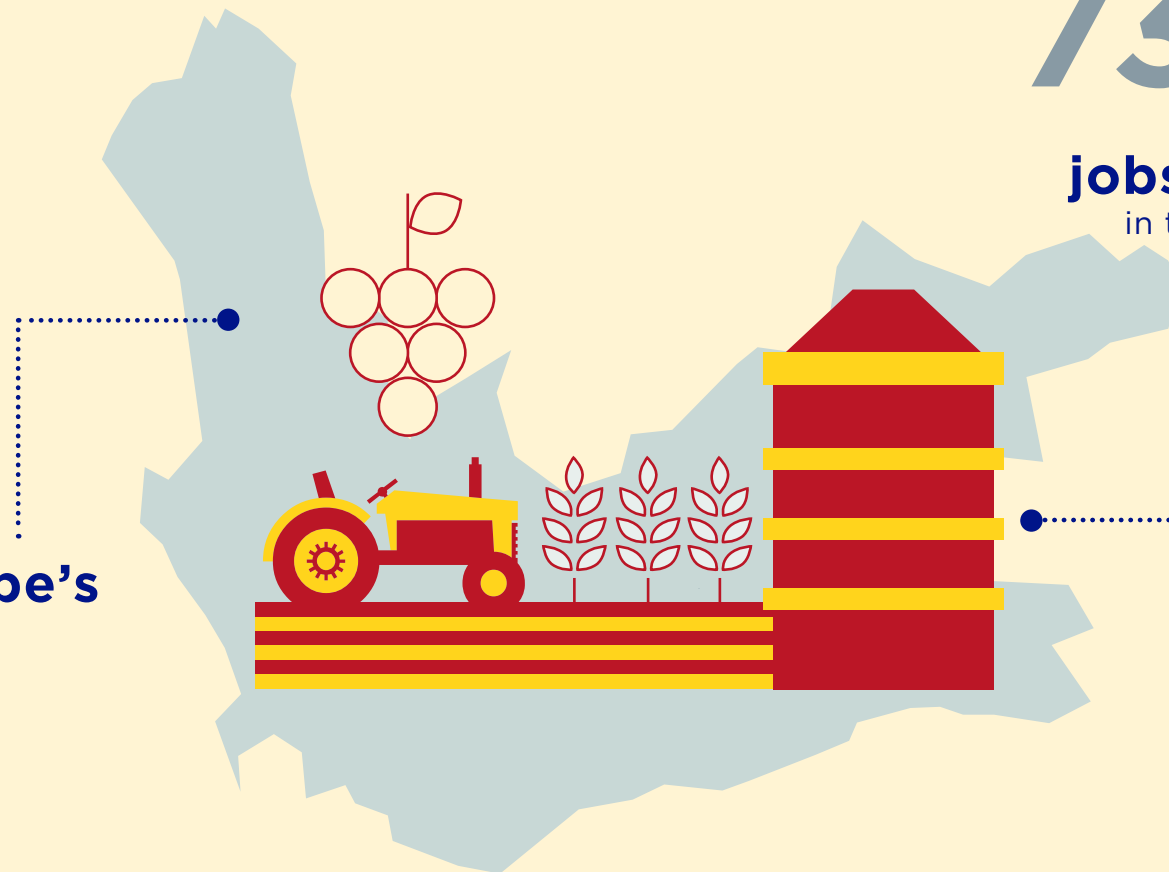
AGRICULTURE JOBS



The number of
**jobs in the
Western Cape's
agricultural
sector has
grown by**

23%

over the current term
of office.



Despite the drought,
there were still

73 704

**(23%) more
jobs in the sector**

in the 4th Quarter of 2017,
compared to the
4th Quarter of 2014.



2014 2017

change 23%

FARMWORKER SUPPORT

2009

2018





Over
87 750

agricultural workers
have benefited from our


176



development projects
between 2009 and 2018.



We also conducted a unique Agri-Worker Household Census, which has generated data on the
real needs of workers and their family members,
resulting in more responsive service delivery.



CLIMATE CHANGE INNOVATION & DROUGHT RELIEF IN AGRICULTURE

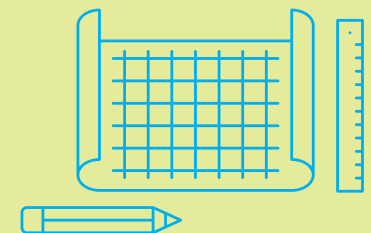
We are the
leading province
for climate
change
innovation
in agriculture.

Our online platform,
Fruitlook,
uses satellites to
tell farmers
**exactly how
much water
their crops
need.**



We have
mapped
**5.7 million
hectares**

of farmland, including the
entire fruit producing area
of 220 000 ha.



CLIMATE CHANGE INNOVATION AND DROUGHT RELIEF IN AGRICULTURE (continued)

Farmers have reported
water savings of up to

30%

by using
Fruitlook.

We introduced
“Conservation
Agriculture” for
wheat farmers, with a

98%

**take-up in
this sector.**

Conservation Farming
has delivered an economic
benefit of R341 million,

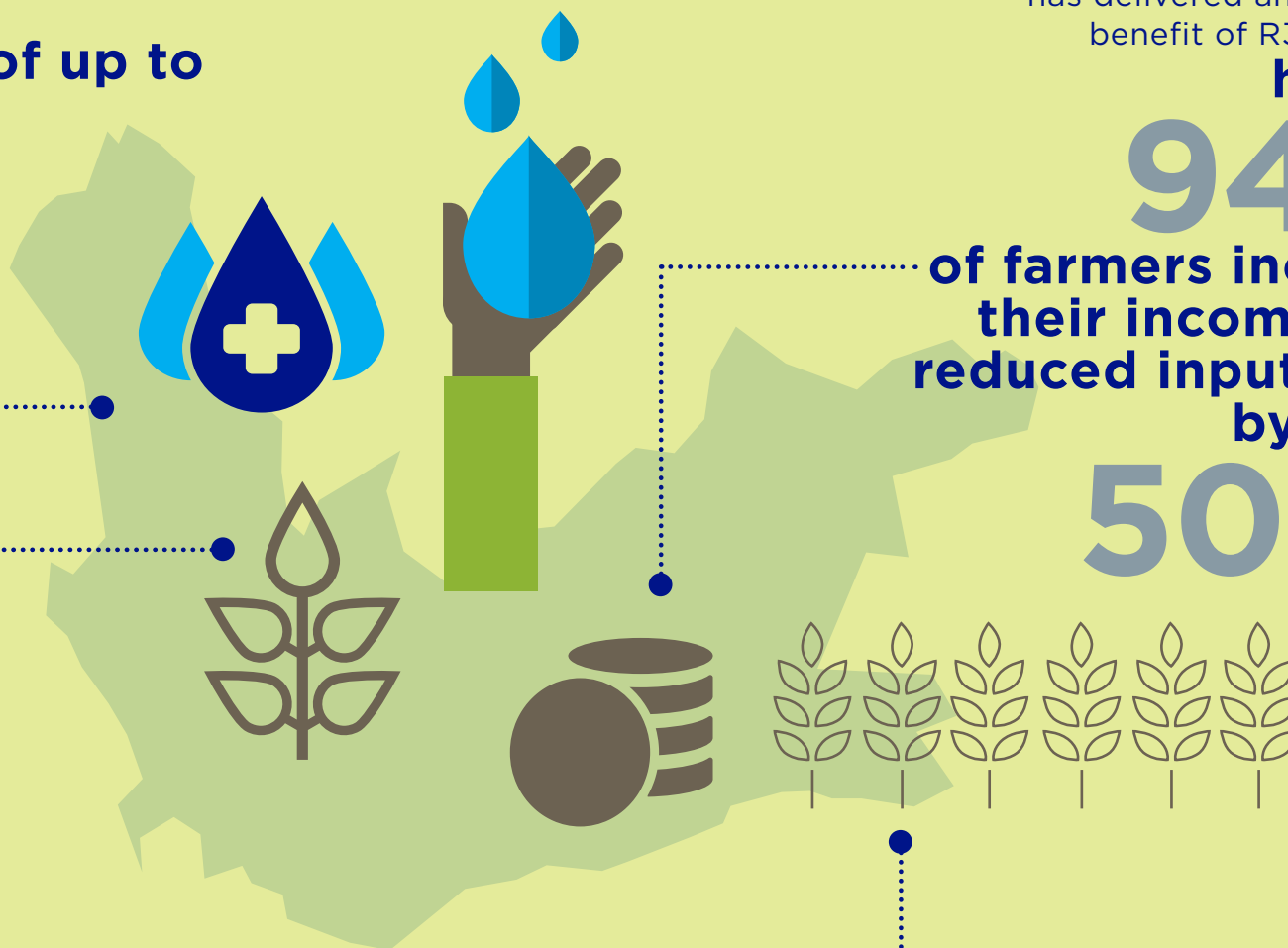
helped

94%

**of farmers increase
their income, and
reduced input costs
by up to**

50%.

Wheat production is
higher across the board
despite the drought.



CLIMATE CHANGE INNOVATION AND DROUGHT RELIEF IN AGRICULTURE (continued)

Since 2009 we have rehabilitated more than 106 000 hectares of farmland, generating

250 000
person days of employment.



In total we have spent over

R200
million
on direct drought relief for farmers

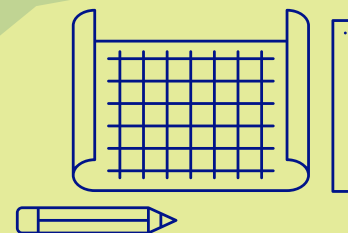
since 2017, through a combination of provincial and national funding.



More than

2500

environmental plans for veld utilization, protection and drainage have been developed, enabling farmers to use their resources more sustainably



COMMUNITY SAFETY



Western Cape
Government

BETTER TOGETHER.

PUSHING OVERSIGHT POWERS FURTHER THAN ANY PROVINCE

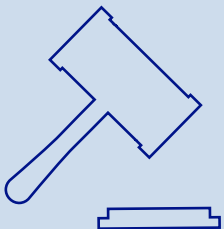


More than any other province, the Western Cape has pushed the boundaries of its oversight powers over policing. In total,

150

police stations are inspected

or observed on an annual basis.



We are the only provincial government to have established a **Commission of Inquiry into policing**

(the O'Regan/Pikoli Commission in Khayelitsha). This has improved SAPS/ community relations and led to a steady reduction in vigilante murders.



We have also promulgated the Community Safety Act to create a

Police Ombudsman office to investigate policing inefficiency

and breakdowns in the relationship between communities and the SAPS.

NEIGHBOURHOOD WATCH ACCREDITATION

This formal accreditation
and resource support for
Neighbourhood Watches is
**a first for
South Africa.**



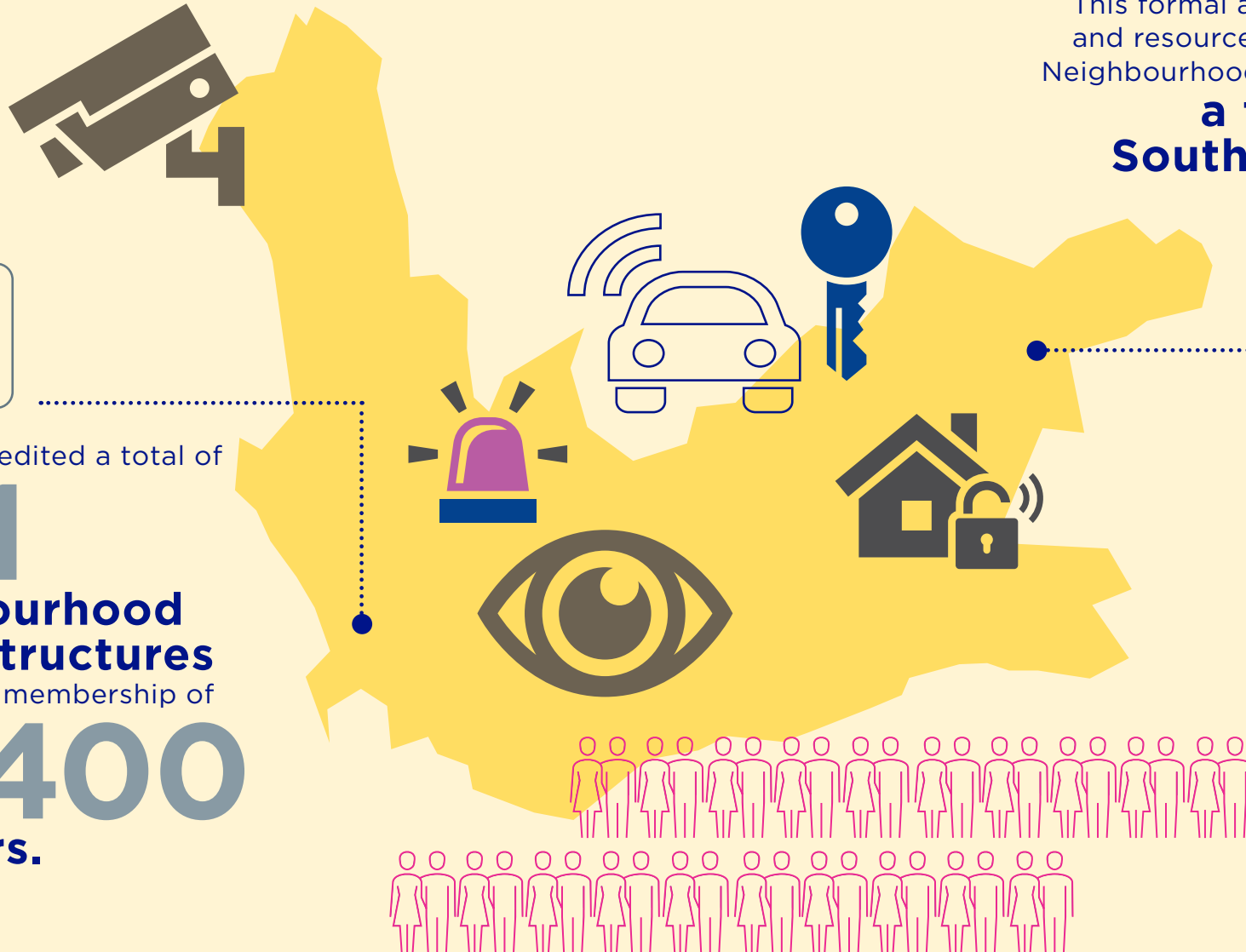
We have accredited a total of

231

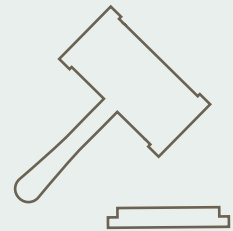
**Neighbourhood
Watch structures**

with a vetted membership of

16 400
members.




COURT WATCHING BRIEFS



Our unique Court Watching Briefs Unit **monitors the courts for policing inefficiency and breakdowns in the criminal justice pipeline.**

In many instances cases are kept on the roll due to these efforts.



In 2017/18 we monitored

3 269

cases in

40

**courts
across the
province, a**

100%

expansion

in reach since 2014.



WALKING BUS AND SCHOOL HOLIDAY PROGRAMMES

We have encouraged over

2000

parents and volunteers to get involved with the safety of school children, by launching **“Walking Buses”** in more than **75 areas.**

During school holidays, our Youth Safety Religious Partnership (YSRP) has reached more than

108 000 youths

since inception in 2012.

The total value of the partnership to date is

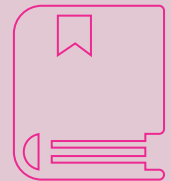



R22 million



More than

222


schools benefit
from this initiative.



CHRYSLIS ACADEMY

The Chrysalis Academy trains

640
youths annually.

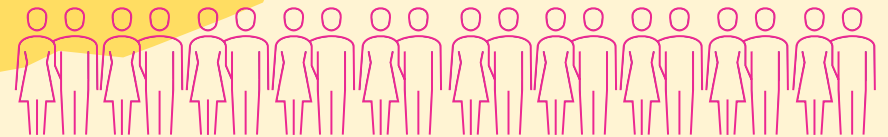


The programme offers a 3-month residential developmental course, with graduates entering year-long employment opportunities in community and crime prevention organisations **funded through the EPWP programme.**



Our FET College partnership has given over a

1000
young people the opportunity to further their education.



CULTURAL AFFAIRS & SPORT



Western Cape
Government

BETTER TOGETHER.

LIBRARIES

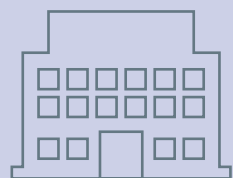


Our **373** library centres account for more than **20%** of all public libraries in South Africa.



Consequently, the Western Cape holds the **highest library membership in SA**, and by far the highest book circulation figures of all the provinces. Over 16,2 million library items were issued to over 811 000 registered library users in 2017.

Expanding Opportunity since 2009



53 new libraries built
18 libraries upgraded
R1.5 billion total investment
42 more communities empowered in
22 municipalities



MAJOR SPORTING EVENTS



Funding for local sports organisations has increased by

124%

since 2009, with an average of

120

organisations supported at grassroots level each year.



Since 2009, the number of **major sporting events we support** has increased by

248%

from just 25 events when we took office in 2009, to

92

events in 2018/19.


INITIATION

Since 2014,


7 689

people have been initiated
in the Western Cape, with a

99.74%
safe passage rate.



This was made possible
through our
**Customary
Male Initiation
Programme,**
which has facilitated
collaboration with
communities,
practitioners, government
departments and entities
such as
Cape Nature,
municipalities and
traditional surgeons
and carers.



AFTER SCHOOLS GAME CHANGER

Over

81 000

learners currently benefit from this programme.

This year we're on track to meet our target of

112 000

by the end of March 2019.

Since 2014 we have achieved a

280%

increase in learners

regularly attending quality After School Programming.

There has been a concurrent

187%

increase in schools with **registered After School Programmes** (188 in 2014 to 539 in 2018).



We are professionalising the sector, with over

500


coaches trained to date.



We have introduced a **Practitioner's Code of Conduct**, NQF Level 6 training programme, and a post-graduate qualification in partnership with universities.

HERITAGE AND DIVERSITY

We have developed a **new Archaeological tourism route** to show the world that humanity did indeed begin in Africa.




We've **promoted isiXhosa** through the world's first Chess and Cricket terminology books published in this language.



Our **Oral History Initiative** has so far captured stories in

23 communities across all six districts of the province.



SOCIAL DEVELOPMENT



Western Cape
Government

BETTER TOGETHER.

INCREASED SOCIAL SERVICES FOOTPRINT

The DSD increased its provincial footprint by
176%
between 2009 and 2018.

We've seen incredible growth, from just one head office and 16 district offices in 2009, to


45
live local offices and various service points or satellite offices in 2018.



There are now

1510
social work professionals

across the province, compared to the 503 posts that were available in 2009.



SPECIALISED SERVICES FOR PEOPLE WITH DISABILITIES

In 2009 just 120 people with disabilities received **specialised services from provincial government.**

Fortunately, in 2018, this has dramatically increased to

88 000



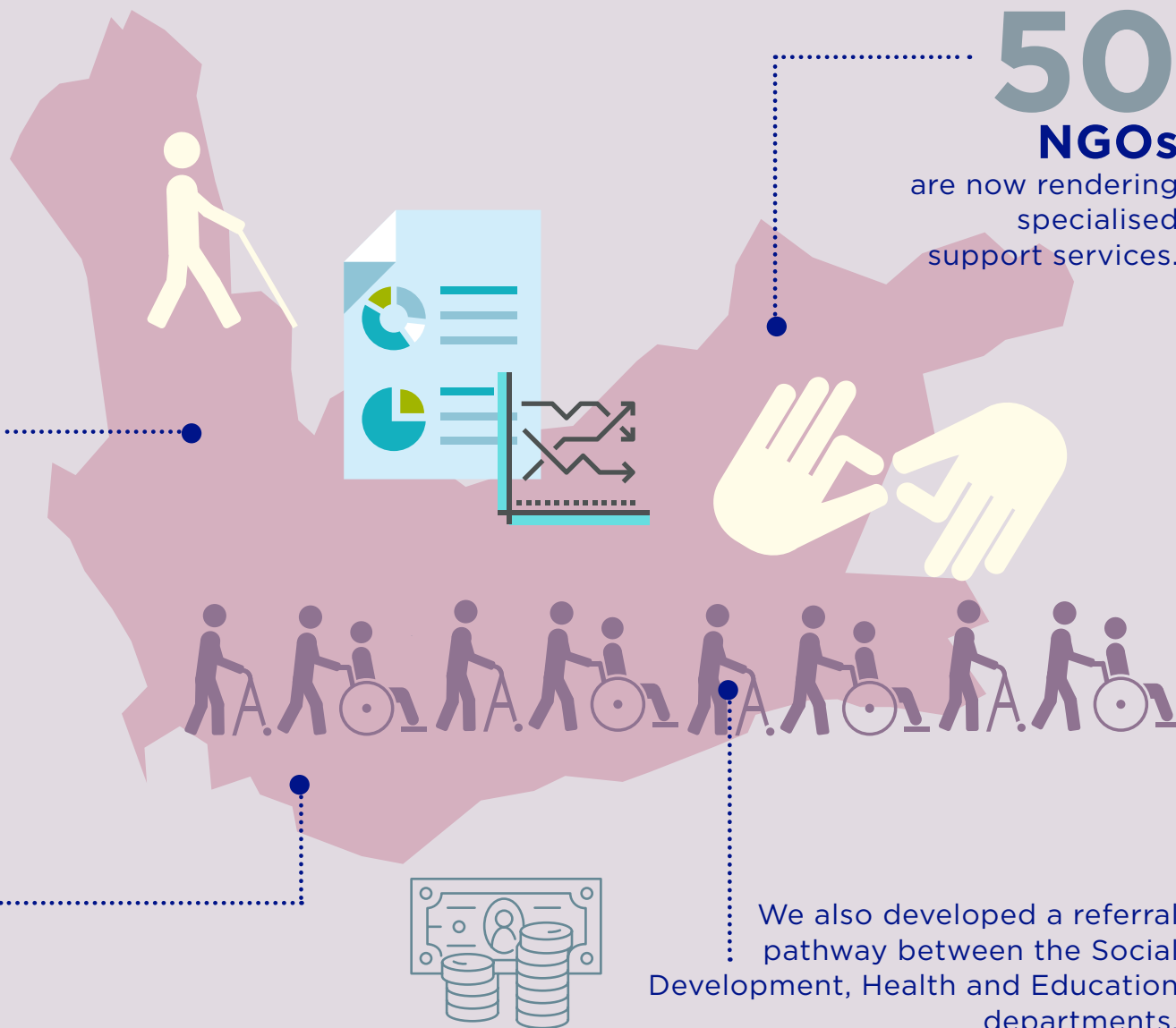
Expanding Disability Services was made possible by a

survey to help find people in need

of this service, and the trebling of our Disabilities budget from R45 million in 2009, to over **R162 million** in 2018.

Over
50
NGOs
are now rendering specialised support services.

We also developed a referral pathway between the Social Development, Health and Education departments.




YOUTH DEVELOPMENT

Since 2013 we have established nine Youth Cafés, which serve more than

10 000 

young people every month.

Cafés in Saldanha, Crossroads and Agulhas will soon be opening.



Youth Cafés have a specific focus on young people,

broadly referred to as NEETs: young people not in employment, education or training.

These facilities offer **high-speed internet and computer access**

for budding entrepreneurs and aspirant job-seekers.



Through our Social Development Department we have

quadrupled the number of youths benefiting


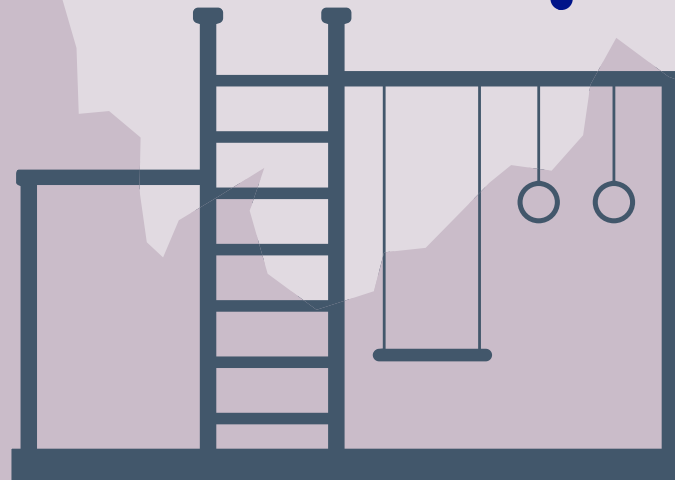
from Youth Development Services, from 5 600 in 2009, to

19 400
in 2018.

EARLY CHILDHOOD DEVELOPMENT CENTRES (ECDs)



Today the Western Cape has the **highest percentage of children in subsidised ECDs** in the country.

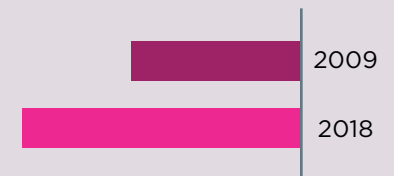


In 2018, the number of children in our funded ECDs has

increased to nearly

80 000

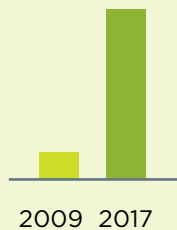
compared to 50 000 in 2009.



SUBSTANCE ABUSE TREATMENT

We have grown our network of funded substance abuse treatment services from a mere seven in 2009, to

53
working
at 81 sites
across the
province
in 2017.



Since 2014, we have provided

early intervention
services to over

30 000

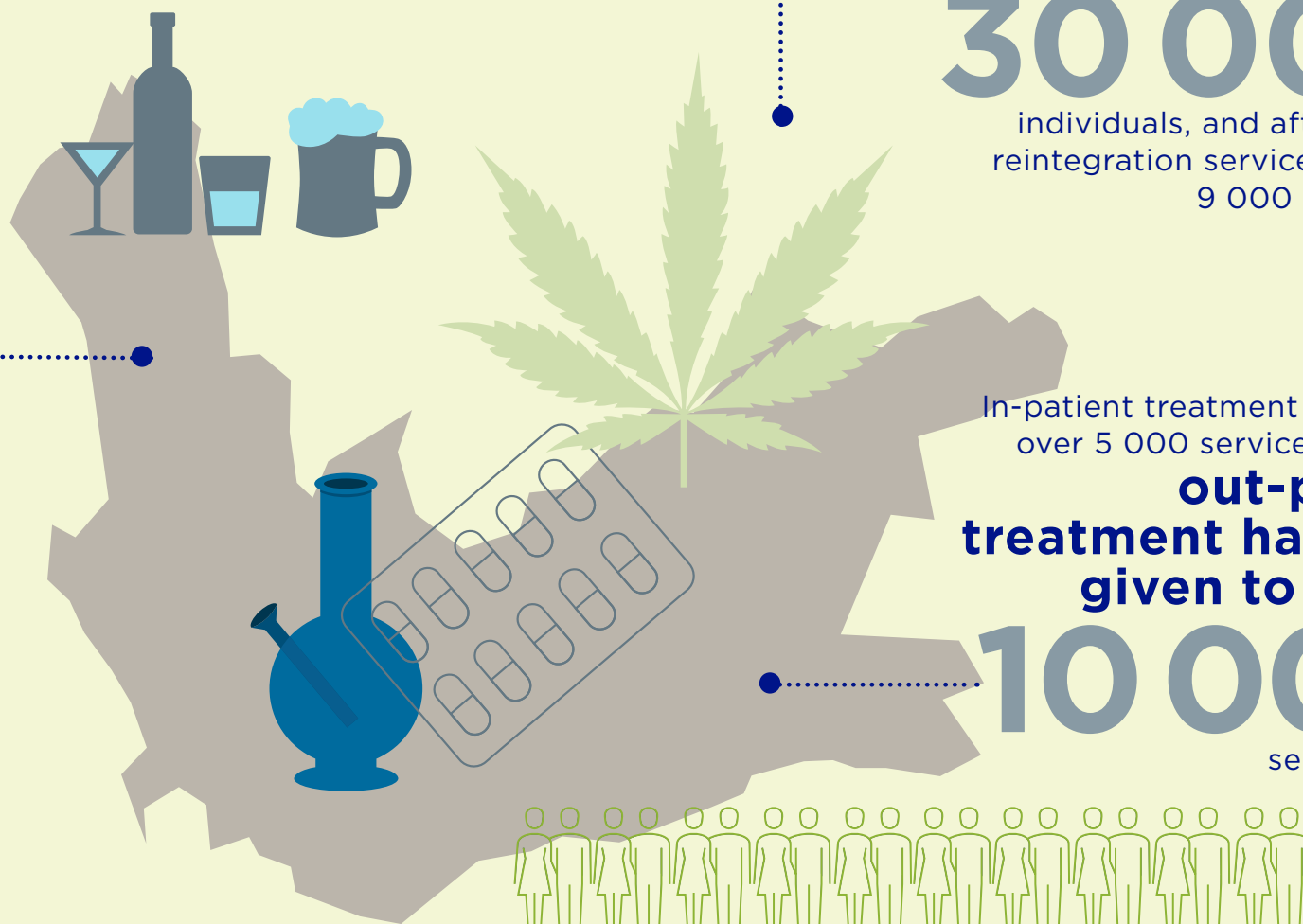
individuals, and aftercare and
reintegration services to nearly
9 000 individuals.

In-patient treatment has helped
over 5 000 service users, and

out-patient
treatment has been
given to nearly

10 000

service users.



LOCAL GOVERNMENT & ENVIRONMENTAL AFFAIRS



Western Cape
Government

BETTER TOGETHER.

MUNICIPAL AUDIT OUTCOMES

We received the highest number of **clean audits**

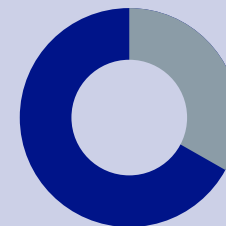
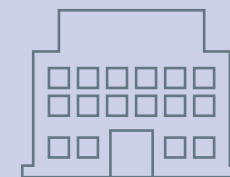
(83%)

in South Africa in 2018/19 across all entities and departments.



In the 2016/17 financial year, only 33 out of the 257 municipalities in the whole of South Africa received a clean audit.

We are proud to say that 21 of those 33 municipalities were in the Western Cape.




Western Cape ■
South Africa ■

ACCESS TO BASIC SERVICES & MUNICIPAL DELIVERY RATINGS

Access to piped water stands at

99%

overall in the province (StatsSA's June 2018 Non-Financial Census for Municipalities).



Access to electricity is at

97%

and Waste Removal at

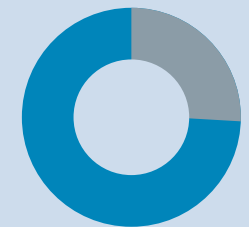
98%



On sanitation,

14

out of the top 20 municipalities with the highest household access to sanitation are in the Western Cape.



Western Cape ■
South Africa ■

Overstrand at

99.2%

is the highest in South Africa

(StatsSA's Community Survey 2016).



ACCESS TO BASIC SERVICES & MUNICIPAL DELIVERY RATINGS (CONTINUED)

The Western Cape has the highest number of consumer units benefiting from **free basic water at**

76.4%

and free basic electricity at

32%

of all consumer units issued (StatsSA).

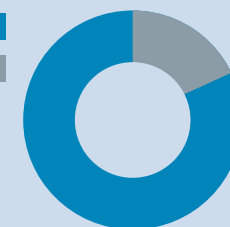
In 2018, Western Cape municipalities were adjudged to be the best in the country, with **a combined rating of**

62%

compared to the national average of 41% (Ratings Afrika).

Municipal IQ also found that a total of **eight out of the top 10 municipalities in the national Municipal Productivity Index are in the Western Cape.**

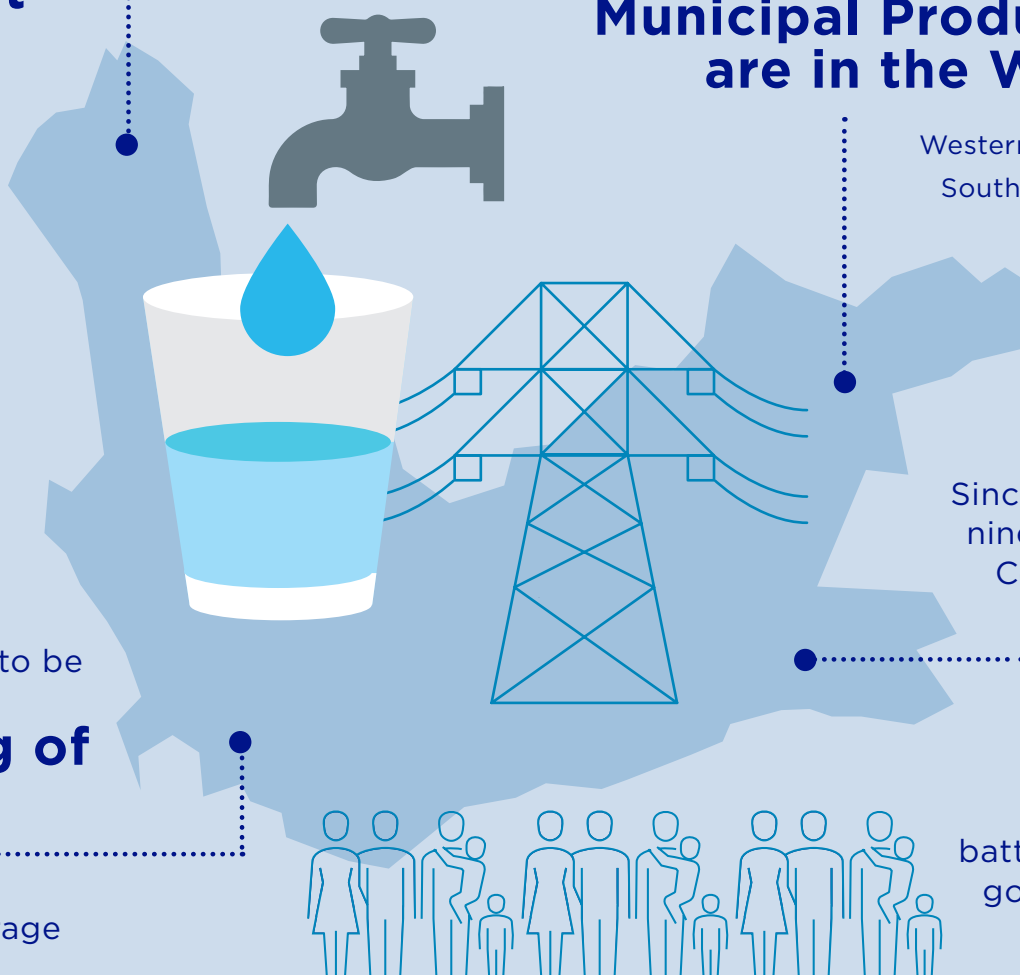
Western Cape
South Africa



Since 2009 we have added nine new Thusong Service Centres to the 28 across the province.

This benefits 1.3 million people,


who would otherwise battle to access a range of government services due to their remote rural locations.



DISASTER MANAGEMENT

Our expanded Disaster Management resources have led to

95%
of all wildfires being brought under control within the first hour of being reported.



Since 2012 we've grown from having only eight

firefighting aircraft to

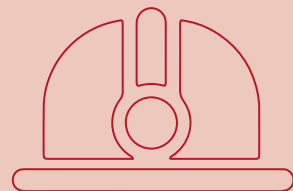
26

, operating from 36 runways. We have also added 10 purpose-built firefighting vehicles, which have been deployed to rural municipalities across the province.

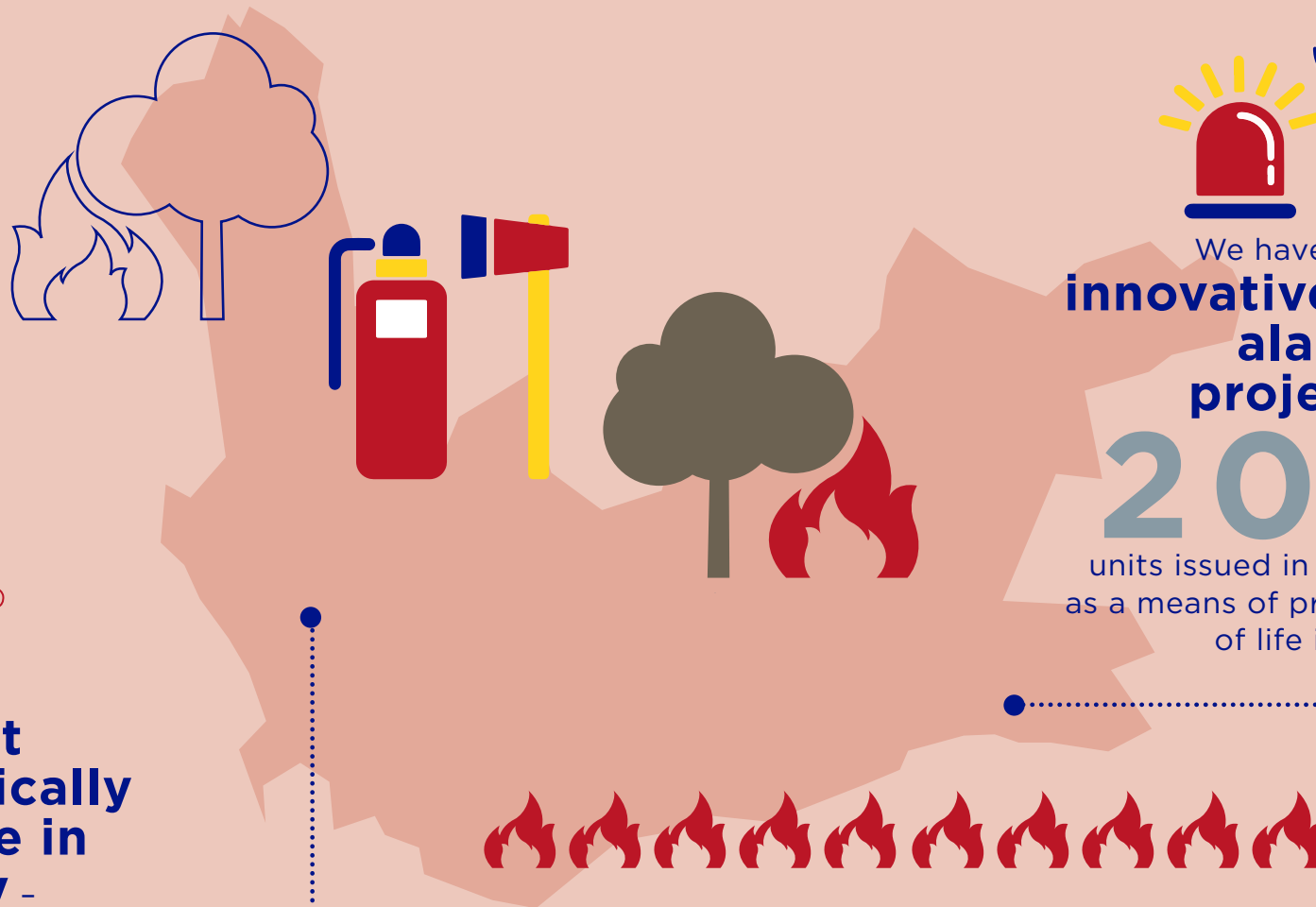
..... We have invested in **cutting-edge technology** in our central Joint Operating Command centre.



DISASTER MANAGEMENT (CONTINUED)



In 2018 we
**combated
the largest
geographically
spread fire in
SA history** -
the Outeniqua fires
that spread over a
front of 180km.



We have launched an
**innovative smoke
alarm pilot
project, with**


2000

units issued in Wallacedene,
as a means of preventing loss
of life in urban fires.

WATER

Since 2009 we have diligently overseen municipal spending of over

R1.1 billion
in grant funding for bulk water supply projects.



Technical advisory services and financial support

was provided to municipalities during the worst of the drought, including geo-hydrologists appointed to conduct geo-physical studies in order to identify possible drilling sites, supervision of drilling and testing of boreholes, and professional assistance with water use license applications and ground water management plans.

REGIONAL SOCIO-ECONOMIC PROGRAMME


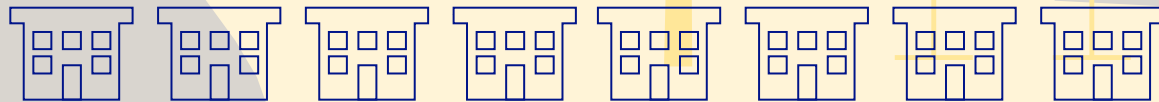
Since its inception in 2014,

we have expanded the RSEP programme to

10

municipalities.

The programme aims to redress the apartheid spatial planning legacy through integrated development in non-metro towns.



HEALTH




Western Cape
Government

BETTER TOGETHER.

LIFE EXPECTANCY

Life expectancy in the Western Cape is the **highest in the country**, thanks to our functional public healthcare system.

Since 2009,
**life expectancy
has increased**



INFRASTRUCTURE

We've spent

R3.8 billion
on capital infrastructure

since 2009, and an additional
R1.8 billion on infrastructure maintenance.



This includes major **new District Hospitals** in Khayelitsha (330 beds) and Mitchells Plain (391), an Emergency Medical Services (EMS) data centre to the value of R250 million,

10 Emergency Centres replaced or upgraded,
14 new Primary Health Care facilities completed, and the building of
11 new ambulance stations.

CHRONIC DISPENSING

We launched the
**Chronic
Distribution Unit**
along with

6 000

alternate sites (other than
health facilities)
where patients can
collect medication.

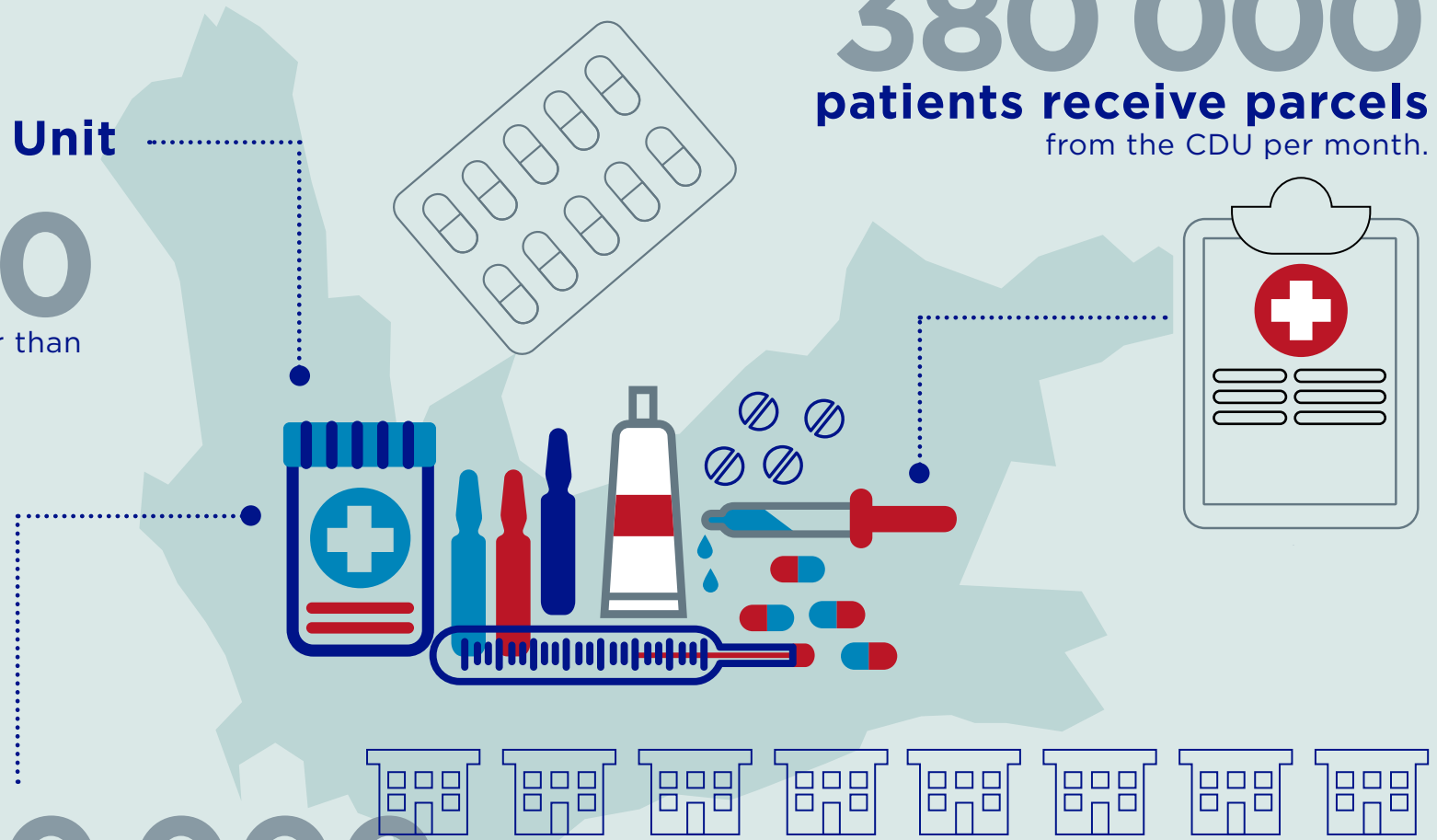
Over

4 560 000

medicine parcels
are distributed per year.

An average of

380 000
patients receive parcels
from the CDU per month.



ACCESS TO HEALTHCARE

The Western Cape has the highest percentage of households **living within 30 minutes of their nearest health facility, at**

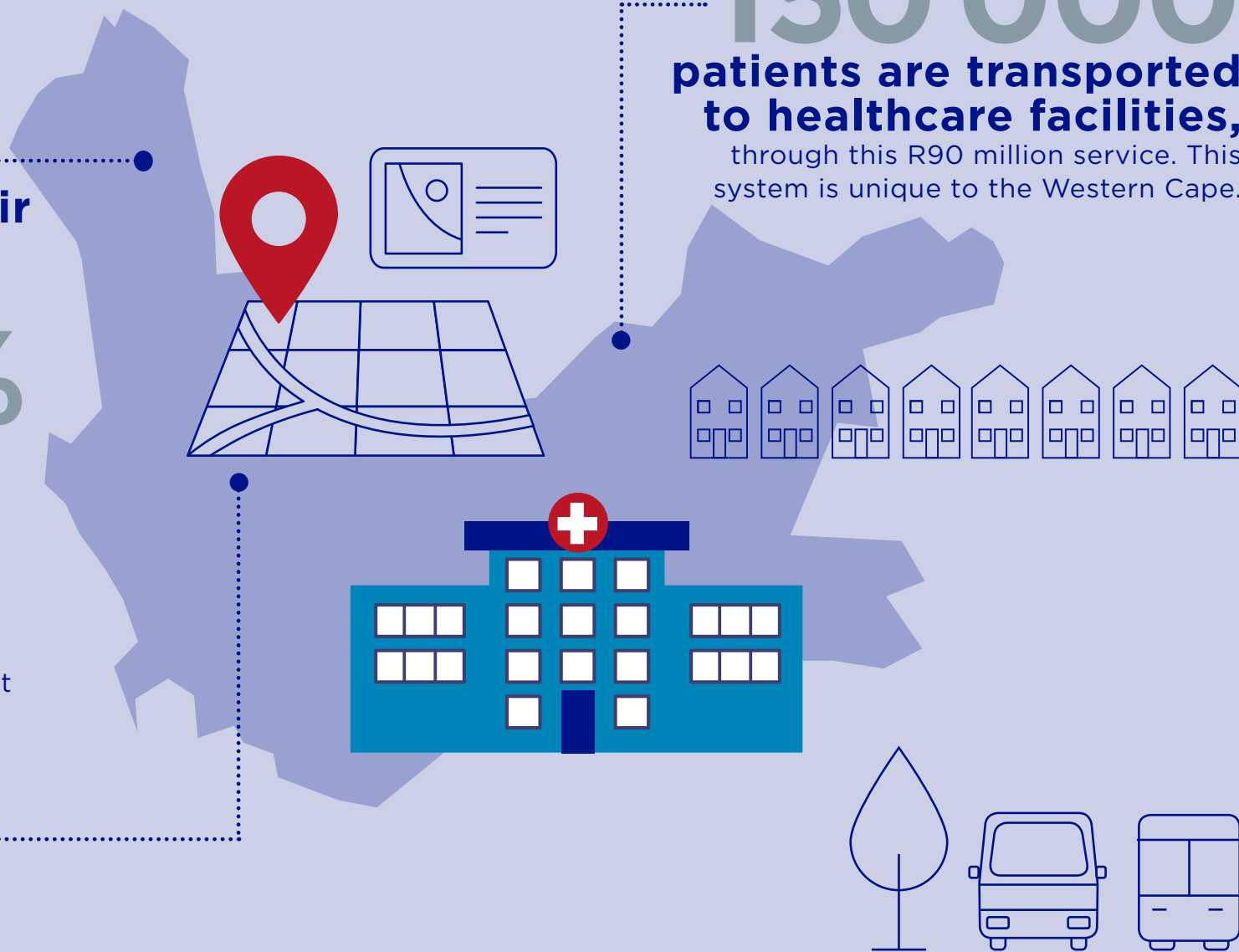
91.5%

(Stats SA's General Household Survey 2016).

To ensure rural access to healthcare, our HealthNet patient transport system operates at

230

pick-up points across the province.





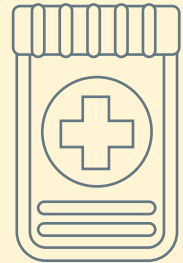
Every year over

150 000

patients are transported to healthcare facilities,

through this R90 million service. This system is unique to the Western Cape.

MEDICINE DISTRIBUTION



Western Cape Government Health has a **unique system to ensure no stock-outs of medicines** for which the Province is responsible for supplying. Supply is managed through a central depot, delivering to large facilities, who deliver to smaller facilities.

eVISION



We are the only province to have **digitised patient records in public healthcare.**

This is remarkable, as the digital records span **54** hospitals, **300** primary healthcare facilities, **>100** pharmacies, the NHLS Laboratories (about **30** in the province)

13 million
patients, spanning more than 25 years.

EDUCATION




Western Cape
Government

BETTER TOGETHER.


PERFORMANCE IN INTERNATIONAL TESTS

We were the **only province to achieve more than 600 points**

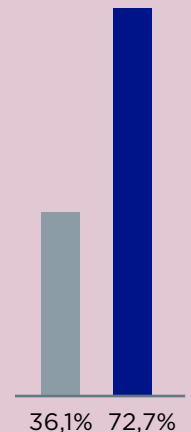
for both reading (627.6) and mathematics (654.5), according to the wide-ranging SACMEQ 4 report.



Our **reading and math scores were higher than the national averages** of all African states included in the study.



The results indicate that the Western Cape achieved **72.7% in advanced reading**, compared to 36.1% nationally. This is well ahead of the 2nd ranked province - Gauteng - at 54%.



Western Cape ■
South Africa ■

IMPROVING SCHOOL ACCOUNTABILITY & THE SCHOOL EVALUATION AUTHORITY (SEA)

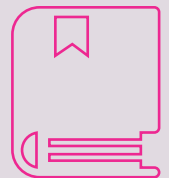
In time, the SEA will

independently evaluate every school in the province,

with a focus on teaching and learning in the classroom.
The reports will be published online for parents to see how a school is performing.

We have uniquely established a Schools Evaluation Authority (SEA) to

deepen accountability in public education.



Through the **Transforming School Accountability programme,**

we have also been using data to create useful management tools for WCED staff.



eLEARNING

During our term in office, we have connected
1 244 schools to high-speed broadband, refreshed
700 computer labs, delivered over
32 000 devices, created an online portal with
11 000 resources,

70%

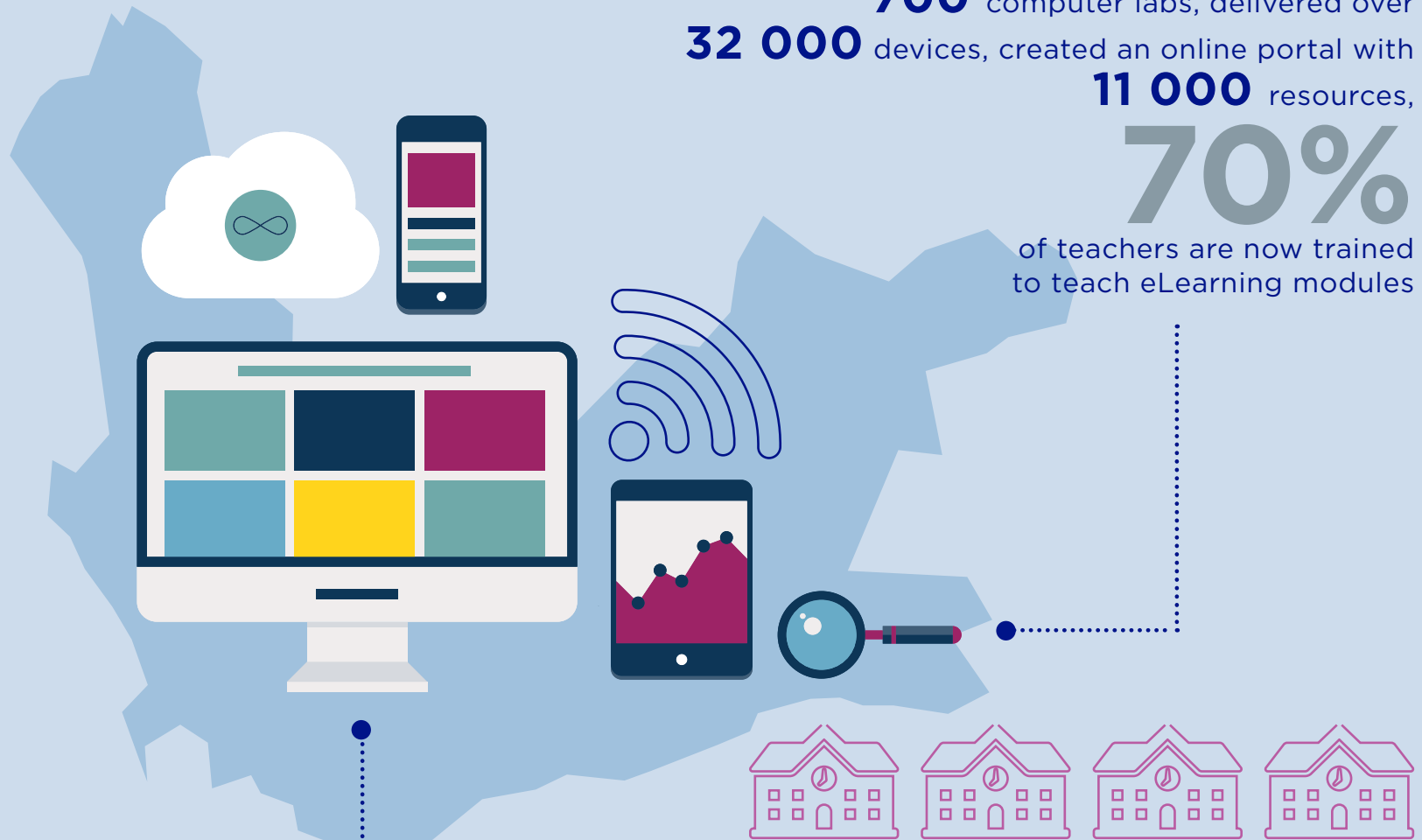
of teachers are now trained
to teach eLearning modules



We plan to **invest**

R1.2 billion

in eLearning over the next five years.




INFRASTRUCTURE

We have built, on average,

14
schools and
265
new classrooms
for every year we've been
in office since 2009.

This amounts to

131
new schools
and close to
2 400 new
classrooms.

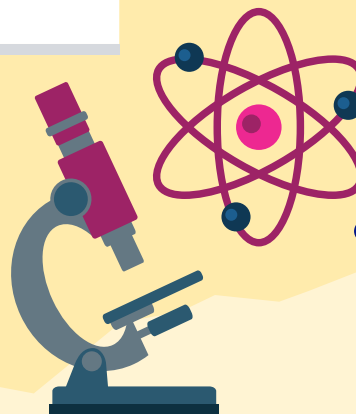




MATRIC RESULTS

Since 2009 the
matric pass rate
has increased from 75.7% to

81.5%

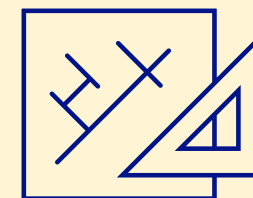
in 2018.



The **maths pass rate**
has increased from 64.9% in 2009, to

76%

in 2018.



The **Bachelor pass rate**
has increased from 31.9% in 2009, to

42.3%

in 2018.

The proportion of Bachelors' passes in
Quintiles 1 – 3 has more than doubled
since 2009.

The **Science pass rate**
increased from 52.9% in 2009, to

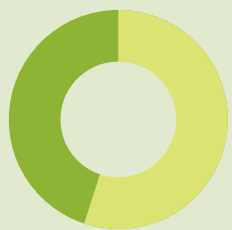
79.5%

in 2018.

EDUCATION POLICIES EMPOWERING DISADVANTAGED STUDENTS

40%

of all Western Cape schools are
“no-free schools”,
with the WCED assisting a
further 218 Quintile 4 schools to
become no-free.




■ No-free schools
■ Fee Schools



The WCED budgeted

**R53
million**

in 2018/19 for
fee exemption
to help learners from
disadvantaged communities
attend fee-paying schools,
far exceeding any other
province in this pro-poor policy.



COLLABORATION SCHOOLS

We have attracted

R150 million

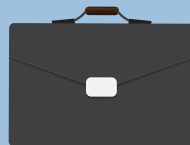

in private funding

for schools in disadvantaged communities by establishing 10 Collaboration Schools in the Western Cape.

This involves a

genuine partnership with the private sector,

where private operating partners enter into contracts with the WCED and funders, to achieve certain education outcomes in a particular school.



This is
improving education outcomes,

school governance and management, and allows for better training, development, and support.

We are also seeing improved parental involvement.

SCHOOL SAFETY




The Western Cape has a
**dedicated Safe
Schools call centre.**



136

School Resource Officers
have also been deployed
to 53 schools in high
crime areas. The role
these officers play in our
schools is crucial in
**enhancing
learner safety.**



HUMAN SETTLEMENTS



Western Cape
Government

BETTER TOGETHER.

HOUSING DELIVERY AND TARGETS

Since 2009, we have delivered

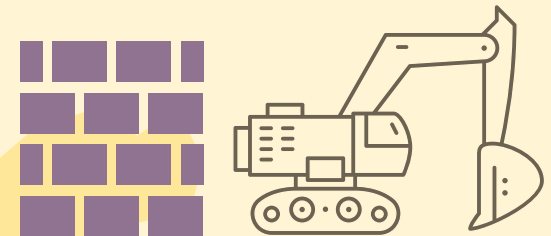
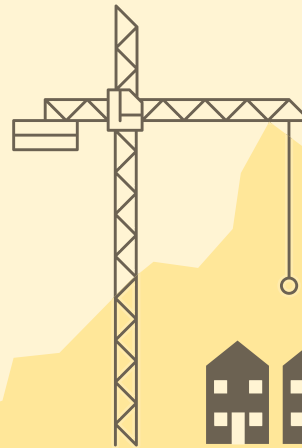
212 967
housing opportunities
across the Western Cape.



During our term we injected

R6.2
billion
into the
construction and
real estate sector,
and consistently ensured that
no less than 50% of that budget
benefits SMMEs.

We have exceeded our
combined target for housing
and serviced sites in every
financial year since 2014/15.



We are on track to meet
100%
of our targets
by the end of the current term.

This has created
2 400
job opportunities


in the construction industry, and resulted in
342 young people completing our capacity
building programme.

TITLE DEEDS

Since 2009,

103 000

people have **received title deeds** across the Western Cape.



This has been made possible by a dedicated team tasked to **expedite the transfer of title deeds** in our province.

In every financial year of the current term, the Western Cape has

exceeded its title delivery targets

by at least

2 000.



There is currently a 59% national backlog in the transfer of ownership to subsidised housing beneficiaries. Through our efforts in the Western Cape, we have

brought this down to

25%.


CATALYTIC HOUSING PROJECTS

A total of

105 500


housing opportunities

are due for completion by 2022, thanks to the planning done during this term of office.

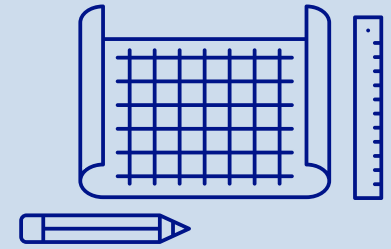


These opportunities are **aimed at the poorest residents,**

and will benefit, amongst others, informal settlement dwellers along the N2 in Cape Town, farm workers in Transhex (Breede Valley) and Vlakkeland (Paarl), and residents in the Southern Cape areas of Thembaletu / Wilderness Heights / Syferfontein (George).



AFFORDABLE HOUSING



We have also gained approval for “Restructuring Zone” status in 11 towns around the province, which enables **grant-funding for affordable housing**

to be implemented in these areas.



Several Game-Changing affordable housing projects have reached execution stage during this term. These include

3 600 units

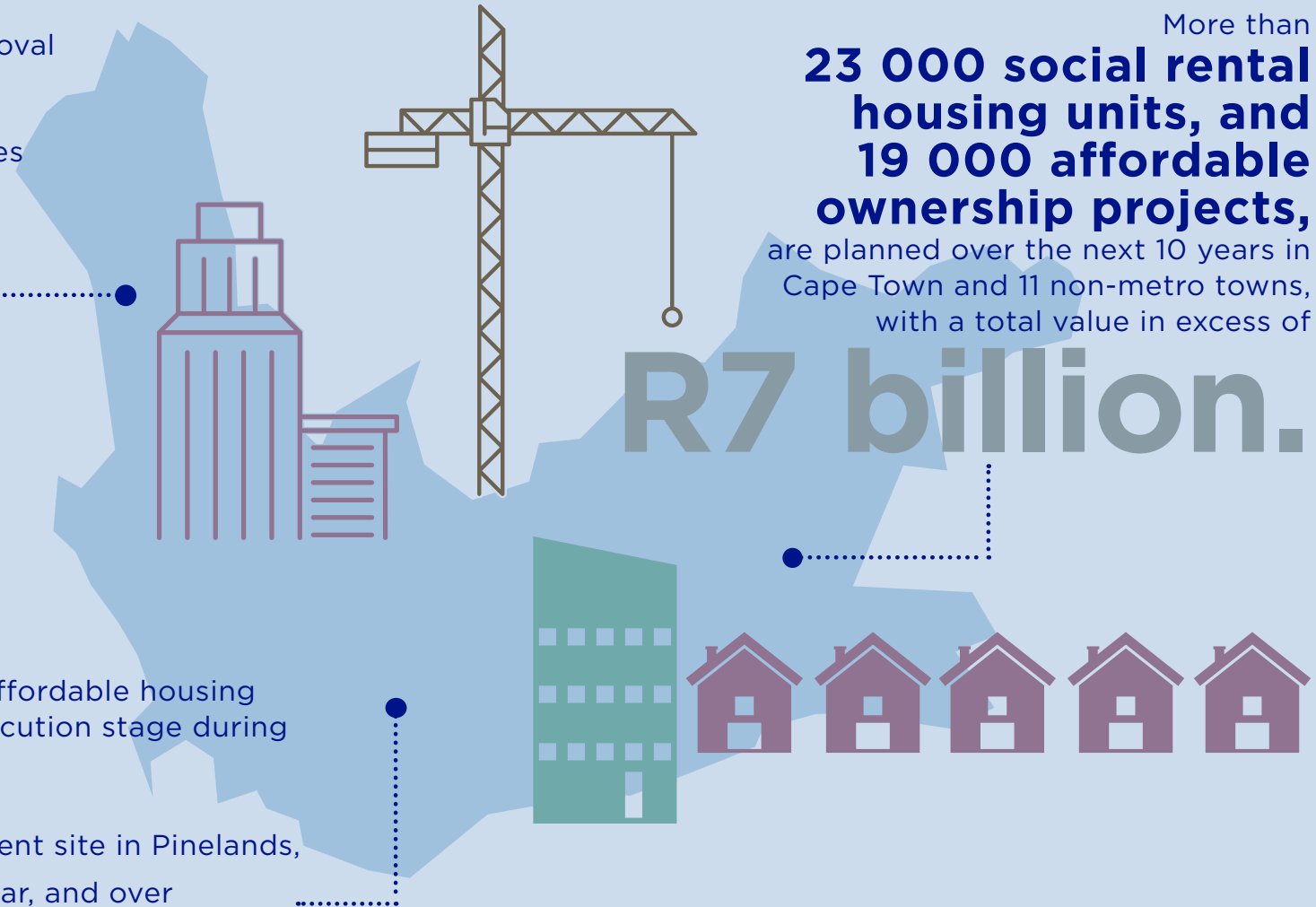
at the Conradie development site in Pinelands,

4 188 units in Belhar, and over

300 units in the Somerset Precinct at the V&A Waterfront.

More than
23 000 social rental housing units, and 19 000 affordable ownership projects,
are planned over the next 10 years in Cape Town and 11 non-metro towns, with a total value in excess of

R7 billion.



TRANSPORT & PUBLIC WORKS



Western Cape
Government

BETTER TOGETHER.

ROADS

We've spent over

R22 billion

on road infrastructure

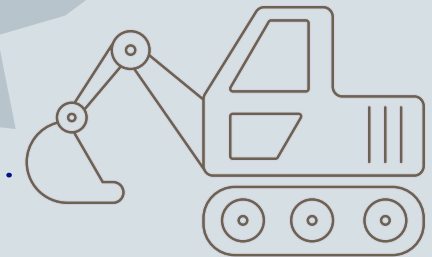

since 2009. Half on maintaining the good network we have, and half on construction.

Our investment into roads has led to


95%

of all roads in the Western Cape being in a

fair to very good condition.

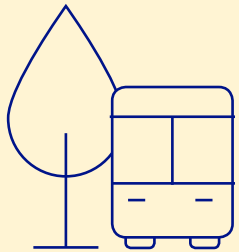


We are ensuring our communities **stay connected and economically active** through this crucial work.



GO GEORGE

We have established South Africa's only **non-metro Integrated Public Transit Network** (IPTN) in George.



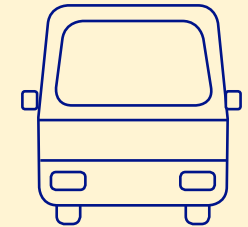
The service currently operates on 14 routes, and conveys in excess of

300 000
passengers per month
(approximately 3.6 million per annum).



This service was also the first to introduce branded Mini Buses into an IPTN, and has just rolled out an

Automated Fare Collection system.



248
people are permanently employed

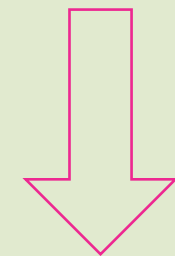

by the vehicle operating company, of which 154 are drivers. All of these employees (except for two) were previously involved in the minibus and small bus industry in George.

GREEN PUBLIC BUILDINGS

Since 2015 we have
**reduced electricity
consumption**
in metered buildings by

24%

(almost half the monthly
usage of the private sector).



**Water
consumption
is down**

20%

since 2015.


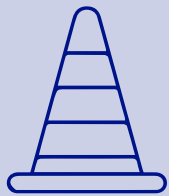
INFRASTRUCTURE

The Western Cape Government has spent

R42 billion

on infrastructure

since 2009, including R22 billion on roads,
R9 billion on schools, R5.6 billion on
Health facilities, and R1.5 billion on Libraries.



Municipalities have also
been assisted by our Local
Government Department

to create **15-year
infrastructure
investment
plans**,
which indicate where
infrastructure is needed or
must be upgraded.

DOTP



Western Cape
Government

BETTER TOGETHER.

BROADBAND

We have reached our target of **full broadband coverage**, with a total of

1 875

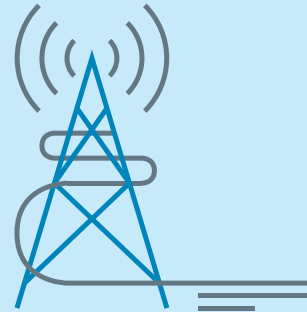
sites.

This includes over


**1 200 schools,
over 200 libraries
and approximately
400 other public
facilities.**



We are now considering converting 1 600 of the province's broadband points into **free WIFI sites, with 3GB free data to the public each month,** and SA's cheapest top-up rate of R15 for 2GBs.



This is **40%**
**lower than the nearest
mobile competitor.**



The public can
also access **free
internet** in

70

Cape Access
Centres, the
majority of which
have been built
in some of the
province's most rural
towns and villages.

YOUTH OPPORTUNITY GAME CHANGERS

Our youth-focused Game Changers - eLearning, After Schools and Apprenticeships - have significantly expanded opportunities for young people in the Western Cape.

One 
million

learners currently attend a school with **free, high-speed internet access.**



80 000

of our most vulnerable learners regularly attend **quality After School Programmes** in a safe environment.

We are in the process of promoting a **skills pathway** for 11 000 learners to enter training opportunities, and for

13 000

qualified apprentices to enter the labour market in our key sectors by 2019.





PREMIER'S ADVANCEMENT OF YOUTH (PAY) INTERNSHIPS

4 300

**internship
opportunities**

have been created since PAY's inception in 2012.

This includes
700 opportunities
in 2018, which the province is funding to the value of R31 million.



TREASURY



Western Cape
Government

BETTER TOGETHER.

GOOD GOVERNANCE

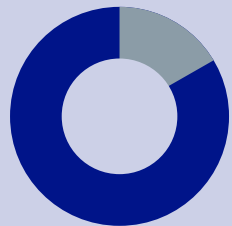
83% The percentage of **clean audits** the Western Cape Government achieved in 2018/19 across all entities and departments. This is the highest in South Africa.

This is well ahead of the next province, Gauteng, which had 52% clean audits.

A total of

11 out of 13

Western Cape provincial departments received **clean audits.**



Clean Audits ■



12 out of 13

received an unqualified opinion on their financial statements, with the prospect of 100% unqualified audits should the WCG's court challenge of the Agriculture outcome succeed.

This is compared to zero clean audits when we took office in 2009.



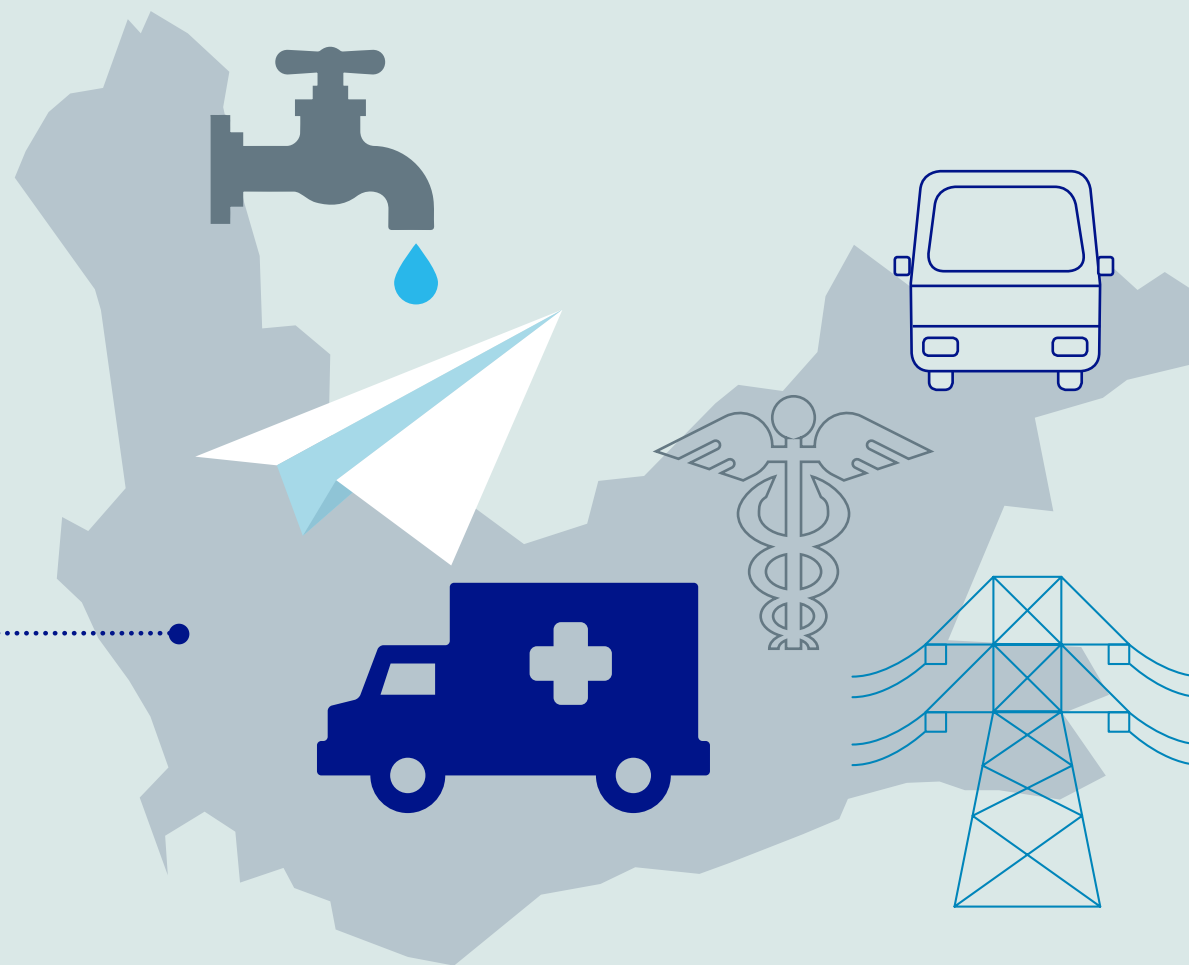
BUDGET ON THE INDIGENT COMMUNITIES

We spent

82%

of the 2018 Budget on

**delivery of
services
to the poor.**



BUDGET ON THE YOUTH

We spent close to

40%

of the 2018 Budget on

**delivery of
services to the
youth.**



**THANKS TO YOU,
WE ARE BETTER
TOGETHER.**



**Western Cape
Government**

BETTER TOGETHER.