



Western Cape
Government



Department of Cultural Affairs and Sport

Annual Review/Jaarorsig/Uhlalutyo loNyaka luka-2021/22

Western Cape Library Service/Wes-Kaapse Biblioteekdiens/INkonzo yamaThala eeNcwadi kwiNtshona Koloni



CONTENTS

1	FOREWORD	14	CENTRAL ORGANISATION
2	OVERVIEW	14	Selection
3	Demographic profile of the Western Cape	14	Technical Services <ul style="list-style-type: none">• SLIMS system support• Cataloguing• Preparations
4	BUDGET	15	Information Services <ul style="list-style-type: none">• Central Reference (SN)• Publication and Promotions• Research
5	REGIONAL ORGANISATION	17	Library Administration Support
5	Public library service points <ul style="list-style-type: none">• Service points per control area• Libraries per region• New library facilities and upgrades	17	Registry
6	Statistics <ul style="list-style-type: none">• Membership• Circulation<ul style="list-style-type: none">• Books per genre• Usage of non-fiction• Audiovisual library material• OverDrive• Libraries with the highest circulation figures• Circulation per municipality• Library stock totals• Public libraries: outreach programmes	18	MUNICIPAL SUPPORT SERVICES
		18	Public Library Enhancement
		18	Municipal Funding <ul style="list-style-type: none">• Conditional Grant• Municipal Replacement Funding• Metro Library Grant
		21	Summary of statistics

MANAGEMENT



Cecilia Sani
Director


CENTRAL ORGANISATION



Pieter Hugo
Deputy Director



Neville Adonis
Assistant Director,
Information Services



Stanley Jonck
Assistant Director,
Selection



Bradley Meyer
Assistant Director,
Technical Services




Michelle Hendricks
Assistant Director,
Library Administration
Support Services

REGIONAL ORGANISATION



Ronel Mouton
Deputy Director



Yvette Herbst
Assistant Director,
Cape Winelands
and Overberg
Control Area



Jongihlanga Mbanga
Assistant Director,
Eden and Central
Karoo Control Area



Selvyn Booyesen
Assistant Director,
West Coast Control
Area



Leonard Fortuin
Assistant Director,
Metropole Control
Area

MUNICIPAL SUPPORT SERVICES



Carmen Lucas
Deputy Director



Mbulelo Simema
Assistant Director,
Municipal Funding



Ethney Links
Assistant Director,
Public Library Enhancement

Note: All statistics in this Annual Review reflects financial year statistics and not calendar year statistics.

FOREWORD



The Western Cape Library Service presents this Annual Review for the 2021/22 period as evidence of continued service delivery throughout the year. This publication is complementary to the 2021/2022 Annual Report of the Western Cape Department of Cultural

Affairs and Sport (DCAS) as presented in terms of section 40(1)(d) of the Public Finance Management Act, (PFMA) 1 of 1999.

The Annual Review is a valuable research and information tool for public libraries, library managers and stakeholders in the Library and Information Service (LIS) environment. It provides statistical data, graphs, spreadsheets, and information analysis of the operational outputs of the public library sector.

We trust it will afford greater insight into the achievements and challenges we faced during this period.

Highlights of our achievements include the completion and official opening of Brandwag Modular Library in Mossel Bay Municipality; the completion of the Noordhoek Public Library Upgrade in Velddrif, Berggrivier Municipality as well as the opening of a new facility, Hoeko Public Library, on 4 March 2022 in Kannaland Municipality;

In addition, five new Mini Libraries for the Blind were established at Pacaltsdorp, Swellendam, Knysna, Hornlee and Kranshoek Public Libraries; Information and Communication Technology (ICT) infrastructure was provided to the Elim public library in Cape Agulhas, bringing the total number of sites with free internet facilities, connected through the Rural Library Connectivity Project, to 229; the Community Profiles 2021 research study was completed; and by the end of

March 2022, the Library Service had 375 service points throughout the province.

I want to thank our departmental and municipal staff for their continued dedication to the provision of a public library service to all people in the Western Cape and for helping us once again maintain an unqualified (with no other matters) audit outcome status for the tenth consecutive year.

A very big thank you to our Minister, Ms Anroux Marais, and our Head of Department, Mr Guy Redman, for your strategic direction, guidance and the unwavering support that you have been providing to the Library Service and LIS sector.

A handwritten signature in black ink, appearing to read 'CS'.

Cecilia Sani
Director, Western Cape Library Service

OVERVIEW

Vision of the Department of Cultural Affairs and Sport

A socially inclusive, creative, active and connected Western Cape.

Mission of the Department of Cultural Affairs and Sport

To encourage excellence and inclusiveness in sport and culture through the effective, efficient and sustainable use of our resources and through creative partnerships with others. In moving towards excellence, the Department will create the conditions for access and mass participation, talent identification and skills development.

Strategic goals, objectives and functions of the Western Cape Library Service

Within the framework of the Department's vision and mission, the strategic goals of the Western Cape Library Service (WCLS) are:

- To support and enhance library services for all citizens of the Western Cape
- To develop, transform and promote a sustainable library and information service. This contributes to nation building, good governance, social inclusion and human capital development as well as sustainable economic growth and opportunities.

The strategic objectives of the WCLS are to assist municipalities in the rendering of public library services in the Western Cape and to provide library and information services that:

- are free, equitable and accessible;
- provide for the information, reading and learning needs of people;
- promote a culture of reading, library usage and lifelong learning.

The functions of the WCLS are:

- Acquiring new library material
- Professional processing of library material
- Providing library material and equipment as well as professional guidance to public libraries
- Ensuring that the collections in its 375 libraries remain relevant and updated
- Undertaking a needs analysis, and in consultation with public libraries, providing training programmes by the Regional Organisation
- Promoting the use of library material
- Providing a specialised information service through its Central Reference Section and undertaking relevant research
- Maintaining a computerised library and information system
- Sustaining and extending the Rural Library Connectivity Project (RLCP) which provides multiple workstations with free internet connectivity at rural public libraries. This forms part of the Community Library Conditional Grant programme
- Roll out of the Western Cape Government's Broad Band Initiative (BBI)
- Transferring payments from the Conditional Grant funding to municipalities with the main focus on co-funding public library staff and the building of new libraries or upgrading existing public libraries
- Transferring payments from the Provincial Treasury's Municipal Replacement Fund (MRF) to assist libraries in B3 municipalities to start addressing the unfunded mandate.

Acts, Rules, Regulations and Provincial Strategies

The following legislation impacts on the WCLS:

- **Constitution of the Republic of South Africa, 1996 (Act 108 of 1996)**

Annexure 5: libraries (excluding national libraries) are exclusively a provincial legislative competency.

- **Provincial Library Service Ordinance, 1981, Ordinance 16 of 1981**

Historically the provision of library services was a shared service between provinces and municipalities as per the above ordinance. An unfunded mandate was created by the Constitution of South Africa (Act no 108 of 1996) assigning the library function as an area of exclusive provincial legislative competence, but without the funds adequately following the function.

DCAS, with the assistance of our National Department of Sport, Arts and Culture and our Provincial Treasury, is addressing the unfunded mandate through the Conditional Grant, the Municipal Replacement Fund and the Metro Library Grant, by fully funding the 15 B3 municipalities and providing significant funding for the remaining B1 and B2 municipalities and partial funding for the Metro.

As a result of this, municipalities continue to provide a frontline service, while the Provincial Department continues to engage in economies of scale via the co-ordination of procurement, selection, book preparation, cataloguing, distribution, upgrading and funding of new libraries across the province.

- **Western Cape Languages Act, 1998, Western Cape Language Policy, 2005**

The official languages Afrikaans, English and isiXhosa are used and enjoy equal status.

Demographic profile of the Western Cape

Year	2021	2022
Population	7 113 776	7 212 142
Share/Proportion of total population of South Africa	11.8%	11.9%
Age distribution		
• 0-4	8.15%	8.13%
• 5-9	8.01%	7.82%
• 10-19	15.44%	15.61%
• 20-59	57.96%	57.7%
• 60-100	10.44%	10.74%
Gender distribution		
• Female	50.64%	50.65%
• Male	49.36%	49.35%
Size of the province in km²	129 462	129 462
Total population of South Africa	60 142 978	60 604 992

Data source: Stats SA Mid-year Population Estimates 2022

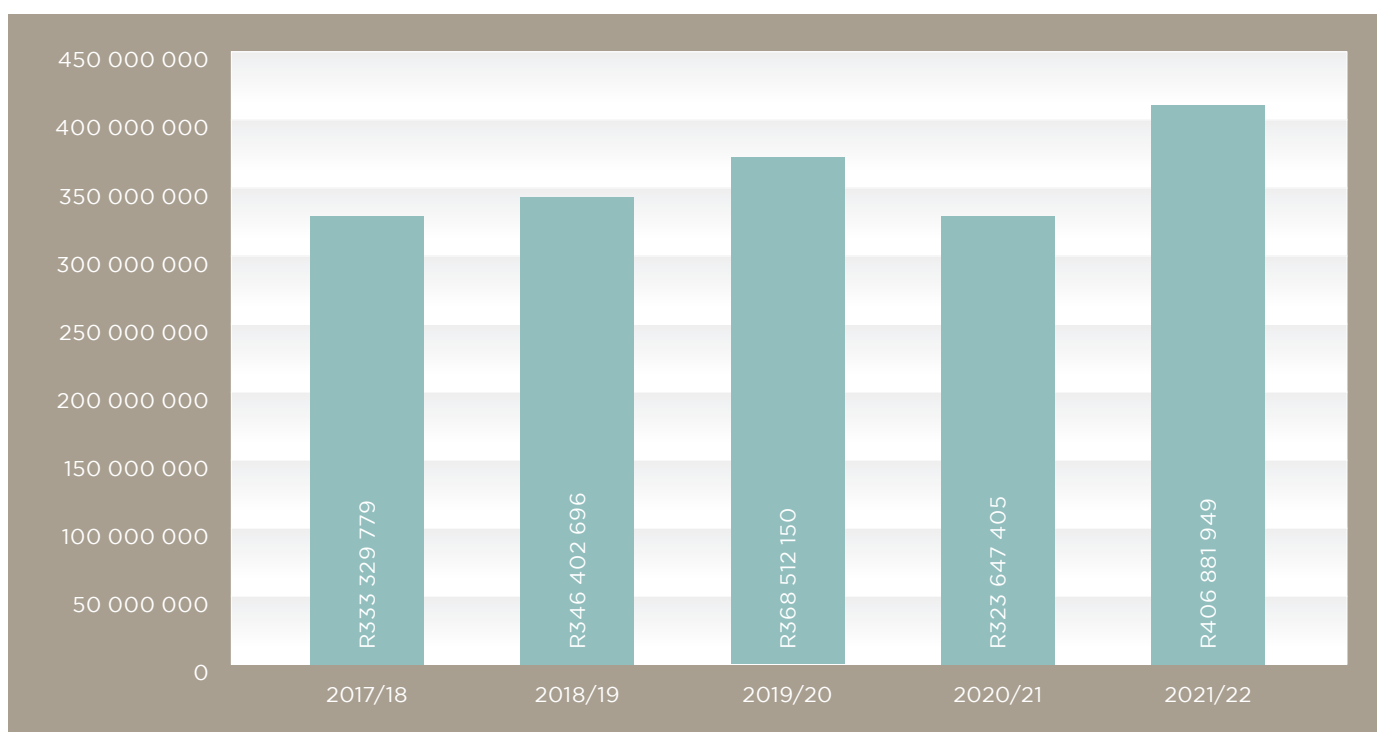
BUDGET

The expenditure of the Library Service for the past five years represents actual expenditure. The expenditure for the 2021/22 financial year includes that of the Conditional Grant, the Municipal Replacement Fund and the Metro Library Grant.

Library Service expenditure 2021/22 (actual expenditure)

Library Service	R127 532 949
Metro Library Grant	R5 400 000
Municipal Replacement Funding	R85 087 000
Conditional Grant	R188 862 000
Total	R406 881 949

Total budget: Library Service (2017/18 - 2021/22)



REGIONAL ORGANISATION



Regional Organisation, a sub-directorate of the Western Cape Library Service, comprises four control areas, namely Cape Winelands, Eden/Central Karoo, West Coast and Metropole, with fifteen regional libraries under their control. There were 375 service points during this review period. The phrase, library service points, is a collective for libraries and depots. The term “library” refers to a public or community facility with an appropriate collection of material which has been designated by the municipal council to provide library services to all individuals residing in the municipal area. The term “depot” refers to a library that is affiliated to the Western Cape Library Service, but managed by an organisation other than a municipality, for example Correctional Services and/or any other organisation. The main functions of the regions are to provide library material and equipment to public libraries, professional guidance and training to public librarians and to assist with the building of library facilities.

PUBLIC LIBRARY SERVICE POINTS

Service points per control area

The division of library service points into control areas is shown in the table below.

Control area	Libraries	Depots	Total
Cape Winelands and Overberg	77	11	88
Eden and Central Karoo	82	3	85
West Coast	82	13	95
Metropole	103	4	107
Total	344	31	375

Libraries per region

Library service points are distributed in the 15 regions as follows:

	Libraries	Depots	Total
Cape Winelands and Overberg			
Hermanus	21	5	26
Swellendam	31	0	31
Worcester	25	6	31
Total	77	11	88
Eden and Central Karoo			
Beaufort West	14	0	14
George	25	3	28
Mossel Bay	28	0	28
Oudtshoorn	15	0	15
Total	82	3	85
West Coast			
Saldanha	32	1	33
Stellenbosch	28	11	39
Vanrhynsdorp	22	1	23
Total	82	13	96
Metropole			
Blaauwberg	9	0	9
Cape Town	33	0	33
False Bay	15	1	16
Southern	18	2	20
Tygerberg	28	1	29
Total	103	4	107
Grand Total	344	31	375

New library facilities and upgrades (2021/22)

The year under review saw one new library facility opened: Hoeko Public Library (Kannaland Municipality). Brandwag (Mossel Bay Municipality) and Noordhoek Public Libraries (Bergrivier Municipality) were upgraded.

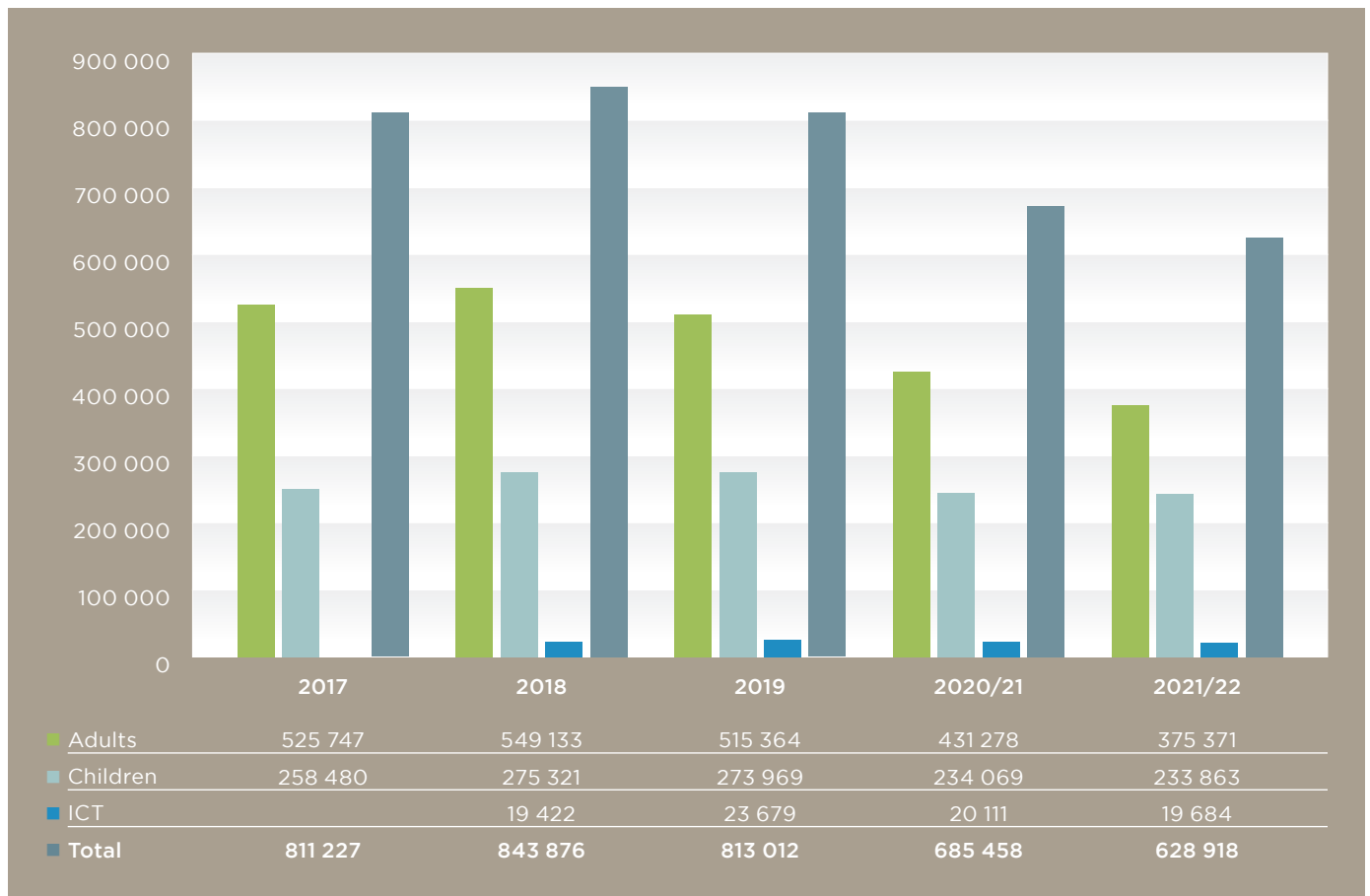
STATISTICS

Note that all statistics below are financial year statistics.

Membership

The total membership of public libraries, which includes 19,684 Information and Communication Technology (ICT) members, decreased by 8.3% during the 2021/22 financial year.

Membership of public libraries (2017 – 2021/22)



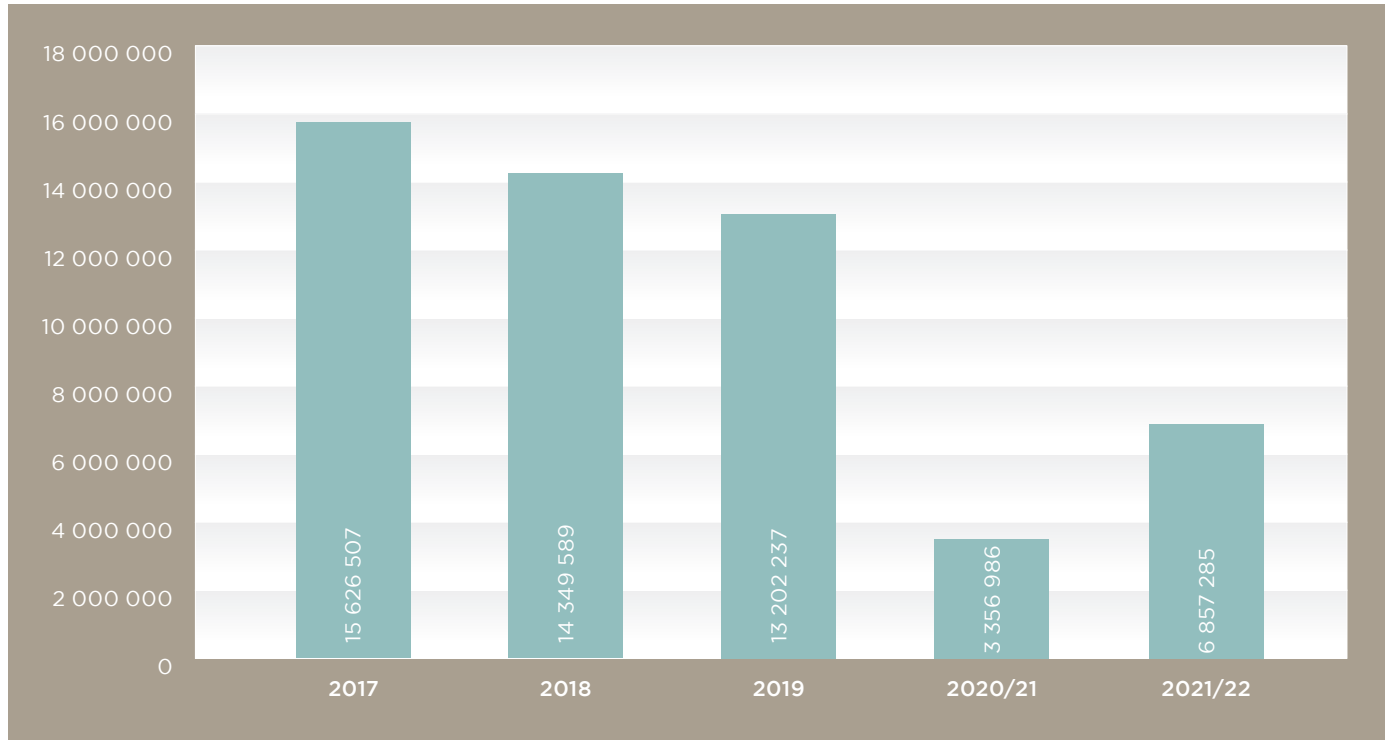
Membership totals per municipality

Municipality	2017/18	2018/19	2019/20	2020/21	2021/22
Beaufort West	8 537	8 101	4 509	8 395	8 749
Laingsburg	1 780	1 727	1 944	1 579	1 680
Prince Albert	4 057	3 245	3 060	2 899	3 120
City of Cape Town	342 183	352 497	323 203	216 766	163 879
George	52 347	50 366	50 965	49 055	50 588
Knysna	25 964	28 255	28 249	27 596	28 827
Bitou	13 373	14 001	16 838	15 659	16 246
Overstrand	22 506	18 089	17 242	16 542	16 402
Theewaterskloof	6 572	9 128	9 040	7 838	9 920
Hessequa	14 773	15 102	15 354	14 424	15 316
Mossel Bay	28 833	30 284	31 060	28 682	27 838
Kannaland	3 924	3 742	4 613	4 252	4 548
Oudtshoorn	13 319	13 460	16 073	13 918	13 460
Bergrivier	10 417	13 005	13 530	14 743	12 881
Saldanha Bay	15 821	18 091	18 386	20 000	20 816
Swartland	16 981	16 195	12 713	11 276	11 899
Drakenstein	93 455	97 752	101 057	97 554	95 882
Stellenbosch	28 219	30 572	31 574	26 228	20 914
Langeberg	22 025	23 470	24 476	21 506	18 462
Cape Agulhas	11 526	14 050	14 334	12 155	11 003
Swellendam	3 241	5 447	4 992	8 669	9 136
Breede Valley	32 371	35 931	27 725	27 832	27 297
Witzenberg	27 610	29 950	29 360	22 029	22 043
Matzikama	7 048	6 335	7 322	6 782	6 641
Cederberg	4 345	5 081	5 393	5 447	5 005
Total	811 227	843 722	813 012	681 826	622 552

Circulation

The circulation of printed library material increased by 104.3% during the past financial year. This sizeable increase in circulation was mainly due to the reopening of public

libraries following the easing of the national coronavirus lockdown regulations. However, the circulation of library materials remains in a downward trend.



Books per genre (2016 - 2021/22)

Although the circulation in all genres of printed material has shown a steady decrease in recent years, the 2021/22 financial year saw an increase in circulation as public

libraries were allowed to reopen following the termination of the national coronavirus lockdown regulations.

Year	AF	EF	Adult isiXhosa	NF	AJF	EJF	Children isiXhosa	JNF	Provisional Entries	Periodicals
2016	4 918 562	3 850 676	37 484	1 465 790	1 975 531	2 808 734	90 543	628 748	0	476 568
2017	4 658 639	3 716 098	30 573	1 438 307	1 941 824	2 680 718	90 676	631 882	0	437 790
2018	3 977 824	2 906 199	29 434	1 252 185	1 819 033	2 448 970	68 364	470 901	0	400 899
2019	3 896 458	3 126 944	23 756	1 106 197	1 742 225	2 352 910	74 779	518 058	0	360 910
2020/21	1 155 885	845 577	6 089	235 032	399 392	509 065	9 258	105 303	0	91 385
2021/22	2 073 581	1 689 274	12 689	492 091	895 899	1 260 623	35 228	261 714	13 214	122 972

Usage of non-fiction

The top 15 library service points with highest non-fiction usage (2020/21 - 2021/22)

2020/21	% usage
Overhex	56
Kuyasa	54
Zolani	47
Jan Kriel Depot	45
Crossroads	45
Harare Square	44
Fairhills	43
Brandvlei Maximum Correctional Service	43
Masakhane	42
Brown's Farm	40
Henry Fagan Depot	40
Moses Mabhida	39
Dunoon	39
Zweletemba	38
Mfuleni	38

2021/22	% usage
Henry Fagan Depot	48
Jan Kriel Depot	41
Mfuleni	39
Harare Square	39
Brandvlei Maximum Correctional Service	39
Central	38
Crossroads	38
Brown's Farm	36
Drakenstein Medium A Correctional Service	36
Matjiesfontein	35
Zolani	34
Khayamandi	33
Molsvlei	32
Moses Mabhida	32
Brandvlei Youth Correctional Service	31

Overview of the Western Cape Library Service 2021/22



Research study undertaken:

Community Profiles 2021



Circulation of e-resources via OverDrive:

34 203 ebooks | **3 205** audiobooks



229 libraries

connected to the internet



One new library opened:

Hoeko Public Library¹

Two libraries upgraded:

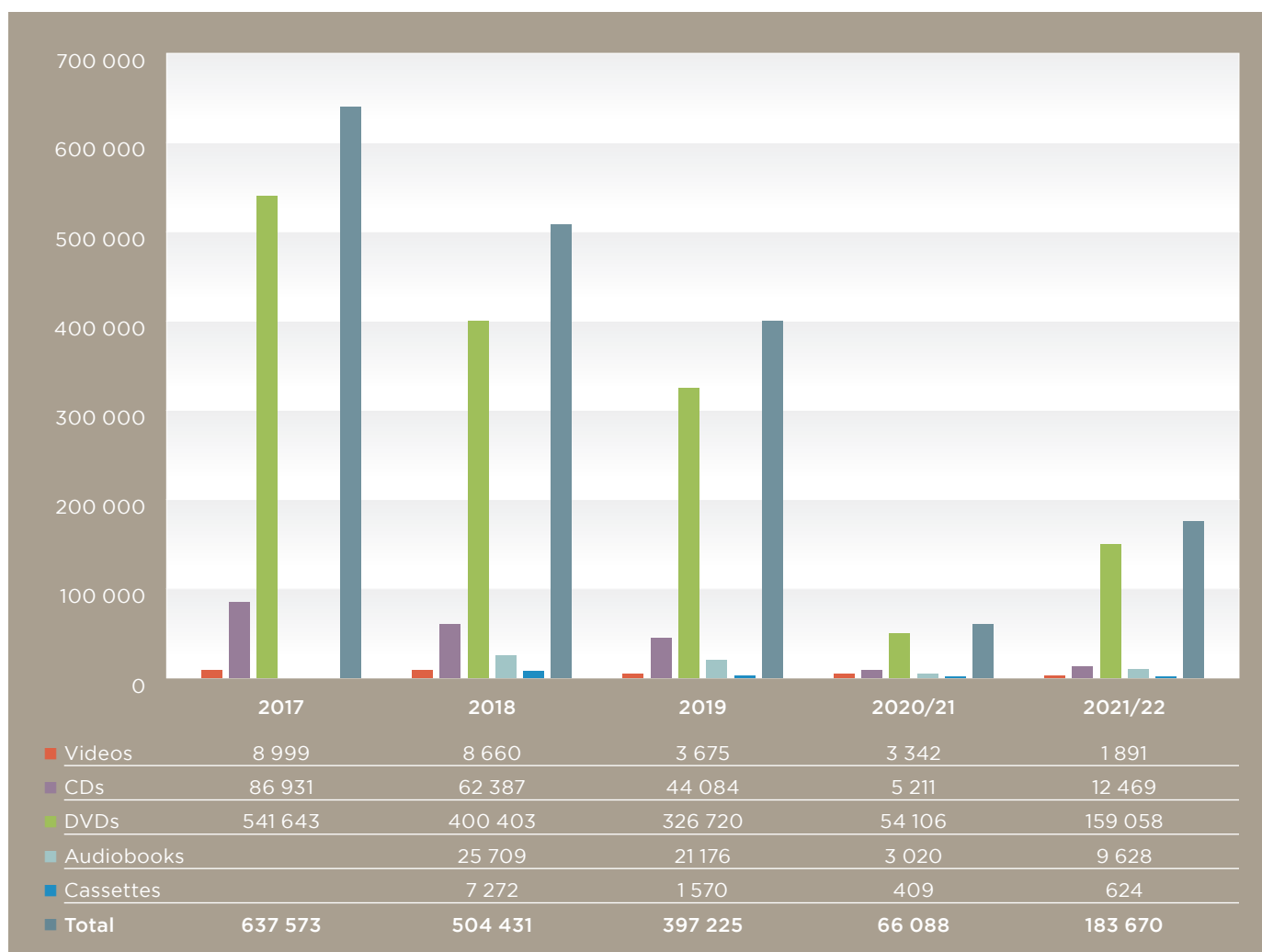
Brandwag² and Noordhoek³ Public Libraries



Audiovisual library material (2016 – 2021/22)

Following the easing of lockdown regulations and the termination of the National State of Disaster in response to the COVID-19 pandemic, libraries were permitted

to reopen to the public. As a result, the circulation of audiovisual library material increased by 177.9% during the 2021/22 financial year.



OverDrive

OverDrive is a new digital library from which ebooks and audiobooks is made available as a free service to all valid

and registered patrons of public libraries in the Western Cape. OverDrive can be accessed via the Libby App or the OverDrive website at <https://westerncape.overdrive.com/>

Region	Ebooks	Audiobooks
Beaufort West	93	32
George	2 032	204
Mossel Bay	3 200	120
Oudtshoorn	72	9
Blaauwberg	1 751	256
Cape Town	3 576	513

Region	Ebooks	Audiobooks
False Bay	3 185	303
Southern	1 693	281
Tygerberg	4 241	605
Hermanus	4 543	378
Swellendam	2 729	151
Worcester	846	44

Region	Ebooks	Audiobooks
Saldanha	2 759	94
Stellenbosch	2 361	203
Vanrhynsdorp	1 122	12
Total	34 203	3 205

Libraries with the highest circulation figures

Brackenfell Public Library was once again the public library with the highest circulation figure in the Western Cape during the 2021/22 financial year, followed by Somerset West and Durbanville Public Libraries. It is interesting to note that Table View, Bellville and Kraaifontein Public Libraries also moved into the top 15 library service points with the highest circulation figures during the 2021/22 financial year.

2020/21	Circulation figures
Brackenfell	145 714
Paarl	96 677
Strand	83 865
Durbanville	70 355
Hermanus	64 641
Fish Hoek	57 331
CJ Langenhoven	55 814
Parow	54 595
Edgemead	52 564
Tyger Valley	49 841
Somerset West	48 288
Meadowridge	47 599
Hartenbos	46 850
George	45 785
Worcester	45 058

2021/22	Circulation figures
Brackenfell	276 879
Somerset West	197 962
Durbanville	166 391
Strand	141 318
Paarl	140 809
George	137 194
Fish Hoek	120 500
Meadowridge	116 293
Edgemead	115 232
Tyger Valley	113 647
Hermanus	108 173
Table View	101 057
Bellville	96 252
CJ Langenhoven	93 074
Kraaifontein	85 240

Circulation per municipality

The total circulation of printed, electronic and audiovisual library items per municipality is listed below. Circulation statistics for depots are not included here, as depots do not fall under the jurisdiction of municipalities.

There was a 110.3% increase in the total circulation per municipality during the 2021/22 financial year.

Municipality	2020/21	2021/22
Beaufort West	18 379	46 591
Bergrivier	68 717	126 894
Bitou	28 620	81 861
Breede Valley	78 200	162 060
Cape Agulhas	37 421	70 580
Cederberg	28 332	41 137
City of Cape Town	1 662 868	3 829 145
Drakenstein	198 772	346 043
George	61 284	187 913
Hessequa	170 912	270 248
Kannaland	17 590	34 291
Knysna	56 986	142 795
Laingsburg	4 798	7 780
Langeberg	49 235	169 461
Matzikama	62 450	96 132
Mossel Bay	141 879	254 642
Oudtshoorn	81 160	130 807
Overstrand	155 563	248 576
Prince Albert	34 360	47 494
Saldanha Bay	89 562	145 869
Stellenbosch	83 703	178 551
Swartland	101 323	172 172
Swellendam	46 722	82 386
Theewaterskloof	68 580	130 319
Witzenberg	39 377	119 651
Total	3 386 793	7 123 398

Library stock totals

The stock total in this review period was 5,539,606 and includes books and audiovisual material.

The figures represent the stock of the 15 regional libraries, General Stacks and the Central Reference Collection.

The total value of the stock items held in all Western Cape

public libraries was R457,956,978 at the end of the 2021/22 financial year.

The total stock items have decreased over the last few years as libraries are removing out-of-date stock and the decreasing budget is hampering the replacement of stock.

Stock totals according to regions (2020/21 - 2021/22)

2020/21	Stock	Value
Tygerberg	616 559	R 53 471 239
Central Reference and General Stacks	449 112	R 26 006 343
Stellenbosch	414 168	R 32 676 995
Saldanha	404 997	R 32 088 157
Cape Town	385 028	R 45 503 145
Swellendam	374 848	R 27 095 914
George	368 825	R 29 024 448
False Bay	349 236	R 31 861 746
Southern	357 162	R 35 689 283
Mossel Bay	348 612	R 26 387 989
Worcester	335 061	R 24 977 327
Oudtshoorn	271 716	R 17 730 493
Hermanus	259 494	R 22 324 982
Blaauwberg	260 763	R 22 403 453
Vanrhynsdorp	256 743	R 18 952 057
Beaufort West	205 849	R 14 106 632
Total	5 658 173	R 460 300 203

2021/22	Stock	Value
Tygerberg	588 102	R52 307 600
Cape Town	373 014	R44 445 815
Southern	336 359	R34 086 738
Saldanha	403 224	R32 486 846
Stellenbosch	401 107	R32 127 522
False Bay	329 406	R30 931 737
George	365 692	R29 095 848
Central Reference and General Stacks	458 923	R27 932 720
Swellendam	373 404	R27 411 860
Mossel Bay	348 304	R26 718 417
Worcester	332 719	R24 956 981
Blaauwberg	258 821	R22 407 765
Hermanus	245 681	R21 699 255
Vanrhynsdorp	247 820	R18 900 426
Oudtshoorn	271 240	R18 237 967
Beaufort West	205 790	R14 209 479
Total	5 539 606	R457 956 978

Public libraries: outreach programmes

Holiday programmes

In December 2021 and January 2022, 8 NGOs received funding from DCAS that were overseen by the Library Service and allocated to organise and facilitate holiday programmes. The programmes entailed feeding and presenting activities for the children and the youth. There were, however, many more projects that were actively implemented all over the Western Cape.

A total amount of R724,120 assisted the NGOs to present 15 days of activities on average to more than 900 children. 48 Youths were appointed. All of them received stipends and assisted with the work.

Activities included:

- Games;
- Sports;
- Trips to the sea;
- Sessions for school dropouts;
- Sport against crime sessions;
- Sessions on Gender Based Violence;
- Arts and crafts;
- Sessions on rights and responsibilities;
- Sessions on entrepreneurship;
- Computer training;
- Drug and alcohol programmes;
- Face painting; and much more.

Literacy Webinars

Literacy webinars was started in June 2021 to motivate and encourage library staff all over the Western Cape with ideas for activities, solutions to obstacles like COVID-19 lockdowns and best practices. The webinars were all virtual sessions that are still available for anyone to see.

Webinars

- Webinar 1 Boys love Reading (8 June 2021)
- Webinar 2 Innovations to build a reading culture of reading using unemployed youth (12 August 2021)
- Webinar 3 D'Almeida Literary outreach during lockdown (2 November 2021)
- Webinar 4 Rheenendal Soccer Reading Club (8 March 2022)

Regional Forums

Representative staff from Public Libraries in the rural areas attended virtual forum meetings where interesting presentations or necessary workshops and discussions were done to train, inform or motivate staff. For everyone the new on-line meeting environment was a new and sometimes challenging experience with equipment, digital literacy and network limitations.

Some interesting sessions:

- Sharing about outreach activities by libraries
- Advocacy with reporting
- Guidelines to do statistical reporting
- Impact assessment
- Community development
- Literacy programmes
- Kimberley Public Library project ideas
- OverDrive and ebooks
- Email etiquette
- POPI act
- Do you know how important your job is?
- Why are statistics important?
- Displays

Library Manager Meetings

The "Managers" in Municipalities who oversee the planning, budgeting, reporting and functioning of Public Libraries met on virtual platforms, where presentations of best practices, new technology, reports on new projects and the possibility of other new projects or collaborating partners etc. were shared and discussed.

Some interesting sessions:

- City of Cape Town reading strategy
- Theewaterskloof Municipality youth project
- Online training: ethics and reality
- Mikhulu Trust: Book sharing
- Digital resources display
- POPIA
- Mental health and wellness agenda
- DCAS youth project opportunities
- Emerging authors support
- Library for the Blind
- Flourish: Grow great

CENTRAL ORGANISATION



The Central Organisation, a sub-directorate of WCLS, comprises four divisions, namely Selection, Technical Services, Information Services and Library Administration Support Service. The primary function of the Western Cape Library Service is to provide library material to affiliated public libraries. This is done through a centralised system of selection, acquisition, cataloguing and processing of materials that are distributed to Western Cape public libraries via a network of 15 regional libraries. Central Organisation is responsible for the selection, acquisition and cataloguing of library material, professional preparation and processing, the management of the SITA Library Information Management System (SLIMS), Central Reference Services, Research, Publication and Promotions and Library Administration Support.

SELECTION

The Selection Section provides a wide range of professionally reviewed material and manages a budget for public and regional libraries to select their own library material. Professional librarians review books that are submitted once a month for consideration by vendors registered on the Western Cape Supplier Database and the Central Supplier Database. A selection of titles is then reviewed, covering material in all three official languages of the Western Cape and including all genres from bestsellers to literary fiction, non-fiction, study guides, reference material and children's books. A bibliographic record is created for each reviewed item on the SLIMS database. A monthly book selection meeting is held where books for adults and children are considered. After the book selection

meetings, quantities and bibliographic details are checked, after which the signed requisitions are made available to the Orders Section for the orders to be placed with vendors.

Selection statistics (2019 – 2021/22)

	2019	2020/21	2021/22
Approval copies received	22 657	7 411	10 210
Book titles reviewed	4 865	2 592	2 927
Library material procured	174 467	125 790	146 083

TECHNICAL SERVICES

Technical Services comprise the Library System Support, Cataloguing and the Preparations Section.

SLIMS system support

This section's main role is to support Library Service and public library staff with SLIMS. The section provides frontline support to libraries through the SLIMS Issue Tracker as well as go-live SLIMS implementation, follow-up, and cataloguing training in SLIMS.

Cataloguing

The main function of the Cataloguing Section is to make an online catalogue available on SLIMS. It is essential for staff to load information accurately to ensure the integrity of the database and the successful retrieval of information by library users.

Below are the numbers of items catalogued during the last five financial years:

Item	2017	2018	2019	2020/21	2021/22
Books	5 675	5 325	4 485	1 498	3 036
CDs	111	16	8	0	29
Audiobooks	0	0	0	0	0
DVDs	194	263	56	90	6
Total	5 980	5 604	4 549	1 588	3 071

Preparations

The purpose of this section is the receipt, processing and dispatching of new library material. Activities range from the initial receipt of new library material to the final dispatching of weekly consignments through a network of 15 regional libraries and the Central Reference Section (SN) within the Western Cape.

Below is an indication of the number of library material items (books and audiovisual material) processed.

	2017	2018	2019	2020/21	2021/22
Items processed	226 183	177 324	87 525	32 094	35 382

INFORMATION SERVICES

Information Services support the internal sections, regional libraries and public libraries. The sections are Research, Central Reference (SN) and Publication and Promotions.

Central Reference (SN)

This section, better known as SN, comprises five collections, namely reference, film, art, music and audiovisual. SN provides specialised information and information resources from the central reference collection that consists of 96,083 library items, via the 15 regional libraries to the 375 public libraries in the Western Cape. This entails managing information and sourcing requests from the stock in the section as well as from other institutions via the SABINET system. Another core function is dealing with ready reference queries, mainly

for school projects, as well as providing reading material and audiovisual material such as videos, films, DVDs, CDs and language courses. The stock-building policy of this section is based on providing resources containing specialised information.

Circulation and stock totals (2020/21 – 2021/22)

	Circulation 2020/21	Circulation 2021/22	Stock 2020/21	Stock 2021/22
Central Reference	941	686	64 652	64 744
Audiovisual collection (DVDs, films, CDs, audiobooks and videos)	123	46	19 071	19 361
Music collection	4	11	7 134	7 129
Art collection	53	9	4 773	4 773
Language courses	2	8	76	76
Total	1 123	760	95 706	96 083

Publication and Promotions

Publication and Promotions promotes the use of public libraries and their services in the Western Cape. The section also promotes a culture of reading by providing promotional material to public libraries by presenting events such as Library Week.

	2019/20	2020/21	2021/22
Budget	R945 000	R955 000	R1 000 000

Publications






Cape Librarian

Six issues of the **Cape Librarian** were produced during the 2021/22 financial year.

Year planner 2022

A year planner for 2022 was produced and distributed to all public libraries in the Western Cape as well as stakeholders in the LIS environment.

(Next page): The covers of the six issues of the **Cape Librarian** and the year planner that were produced during the 2021/22 financial year



Library Week 2022

The 2022 Library Week launch was hosted by the Western Cape Library Service, in partnership with Bergrivier Municipality, at the Noordhoek Public Library on Monday, 14 March 2022. Themed *ReImagine! RePurpose! ReDiscover... Libraries!*, this launch was one of the most glamorous we have ever had and it was very well received by the over 100 attending guests, which included a number of the Noordhoek community members. Amongst the dignitaries was the Minister of Cultural Affairs and Sport, Ms Anroux Marais, Executive Mayor of the Bergrivier Municipality, Councillor Ray van Rooy, Deputy Mayor, Mario Wessels, several municipal officials, staff from all 14 public libraries in the Bergrivier Municipality, schools and members of the public.

Research

The Research Section of the Library Service undertakes research on library issues which are pertinent to public libraries and other role players in the library and information science field. It also sources and makes accessible management information and collates annual statistics of all 375 affiliated libraries. During the period under review, the Research Section updated the Community Profiles study and completed the production of the Annual Review 2021/22.

Annual Review 2021/22

The provision of the Annual Review to public libraries is vital to the functions of the Western Cape Library Service and serves as an invaluable research/informational tool for public libraries. It is a printed publication containing statistical data and information, summarised in graphs and spreadsheets. The purpose of the Annual Review is to provide statistical data and information analysis of the operational outputs of the Library Service.

Community Profiles 2021

This research study focuses on the public librarians and library workers in the Western Cape public libraries and highlights the indicators, namely job titles of library staff, employment status, gender, age groups, population group, highest educational level achieved, staff levels, floor size and the establishment dates of public libraries. This research study is important as it creates new knowledge about public library staff composition and structures in public libraries.



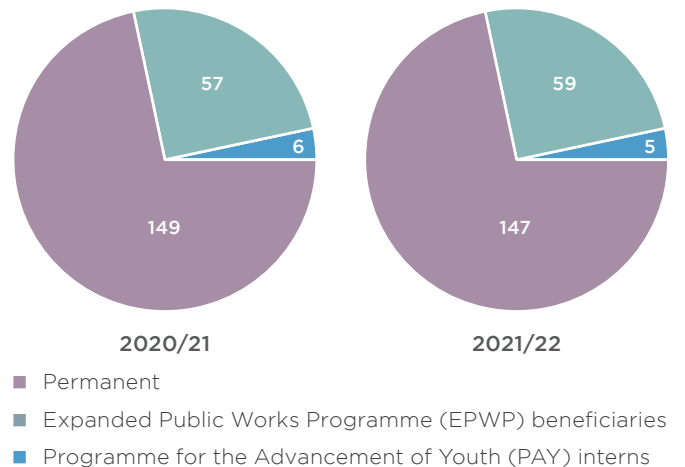
The previous six editions of the Annual Review: 2015/16 – 2020/21

LIBRARY ADMINISTRATION SUPPORT

The main role of the Library Administration Support Section is to manage and coordinate finance and general administrative support systems within the directorate. The section provides guidance and advice on human,

financial and other resources and assets. **Human resources** support staff with all human resource queries, coordinates the performance evaluation processes, fills vacancies and coordinates workplace skills development. **Financial management** is undertaken by coordinating the annual budget of the directorate by monitoring its cash flow and spending trends to ensure a smooth financial year-end. This also entails providing input when it comes to strategic planning, as well as providing financial information for quarterly and annual reports. **Asset management** is also a function of this section. This includes overseeing the procurement of goods and services (including library materials) and the regular payment of invoices. Building and vehicle inspections at the regional offices are regularly undertaken to ensure that all defects, risks and threats are identified and reported. This section also monitors the official use of **transport** in government vehicles which are held on its premises. Lastly, the section is responsible for the management of **Occupational Health and Safety** procedures.

WCLS staff (2020/21 – 2021/22)



REGISTRY

The Registry Section is responsible for record keeping and filing the documents of the Library Service. This section ensures adherence to procedures, rules and regulations and legislation pertaining to records management.

MUNICIPAL SUPPORT SERVICES



Municipal Support Services, a sub-directorate of the Western Cape Library Service, manages the Conditional Grant for Community Libraries, Municipal Replacement Funding and the Metro Library Grant. It also supports library services at municipal level by allocating and transferring funds and monitoring the spending by municipalities. They also assist municipalities with capacity building when it comes to the spending of these funds. The functions of this sub-directorate are managed by two sections: Public Library Enhancement and Municipal Funding.

PUBLIC LIBRARY ENHANCEMENT

Public Library Enhancement is responsible for projects, mostly funded by the Conditional Grant for Libraries.

These projects include:

- new libraries;
- library upgrades;
- the Rural Libraries Connectivity Project (RLCP) in cooperation with the provincial Broadband Initiative;
- The Library Corners for the Blind in cooperation with the South African Library for the Blind; and
- Mzansi Libraries Online Project.

Some projects are centrally managed, and others are managed in collaboration with municipalities.

During the year under review one new library was connected to the internet, bringing the total number of connected libraries to 229. Most of these libraries are part

of the Western Cape Government's Broadband Initiative (186 of the rural libraries) and 44 libraries are part of the Mzansi Libraries Online project.

The South African Library for the Blind project was in a service enhancement year, with sites added, but visually impaired communities surrounding existing sites were trained and empowered in the use of the special IT equipment.

MUNICIPAL FUNDING

Conditional Grant

The purpose of the Conditional Grant for Community Libraries is to transform urban and rural community library infrastructure, facilities and services through a recapitalised programme at national, provincial and local government level.

An amount of R188,862,000 in Conditional Grant funding was received during the 2021/22 financial year. From this budget R178,866,000 was transferred to 19 municipalities in the province to pay for public library staff, purchase furniture and equipment, build new libraries and upgrade and maintain existing libraries. These funds were spent on addressing the unfunded mandate for libraries in the Province.

The following two tables show the allocation of Conditional Grant funding (Table A) and the activities financed by the fund (Table B).

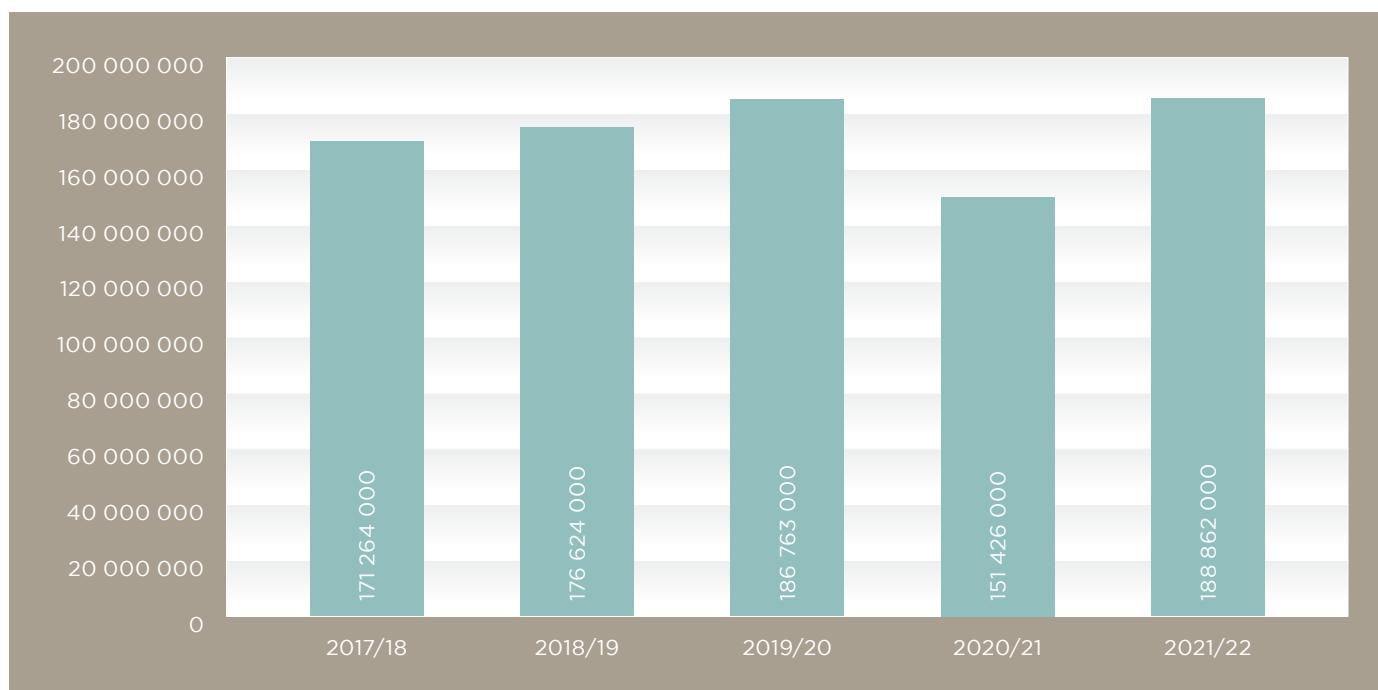
Table A: Allocation of Conditional Grant funding (2020/21 – 2021/22)

	2020/21	2021/22
Total allocation of Conditional Grant	R151 426 000	R188 862 000
Total transfers of monies to municipalities (staff, new libraries, library upgrades, maintenance and furniture)	R144 334 000	R178 866 000
Library material purchased	R1 833 532	R3 224 775
South African Library for the Blind project	R1 200 000	R1 200 000
Grant management in the Department (running costs: staff, goods and services)	R4 058 468	R5 571 225

Table B: Activities financed by Conditional Grant funding (2020/21 – 2021/22)

	2020/21	2021/22
Number of library material items purchased	12 095	32 294
New libraries built	0	1
Upgrades to existing libraries signed off	0	0
Number of staff in public libraries funded	656	608
Number of municipalities receiving transfer payments	21	19
Number of libraries with ICT infrastructure (new and refreshed)	1	1
Number of cooperative projects with South African Library for the Blind funded to establish special services for the visually impaired	1	5
Number of public libraries with internet access (cumulative)	228	229

Conditional Grant budget (2017/18 – 2021/22)



The unfunded mandate for libraries in these category B1 and B2 municipalities was addressed through conditional grant funding during the 2021/22 financial year:

B1-municipalities	B2-municipalities
Drakenstein	Breede Valley
George	Knysna
Mossel Bay	Oudtshoorn
Stellenbosch	Overstrand
	Saldanha Bay

Municipal Replacement Funding

The aim of the Western Cape Government's Municipal Replacement Fund (MRF) is to supplement municipal investment in library services and to sustain the future professional delivery and development of such services in the fifteen B3 municipalities of the Western Cape. In the 2021/22 financial year R85,087,000 was received from the Provincial Treasury. Of this R82,308,000 was transferred to the 15 municipalities. In total 96.7% of the budget was spent.

Budget (2021/22)

	2021/22
Budget	R85 087 000
Transfers to 15 municipalities	R82 308 000
Grant management (running costs: staff, goods and services)	R2 779 000

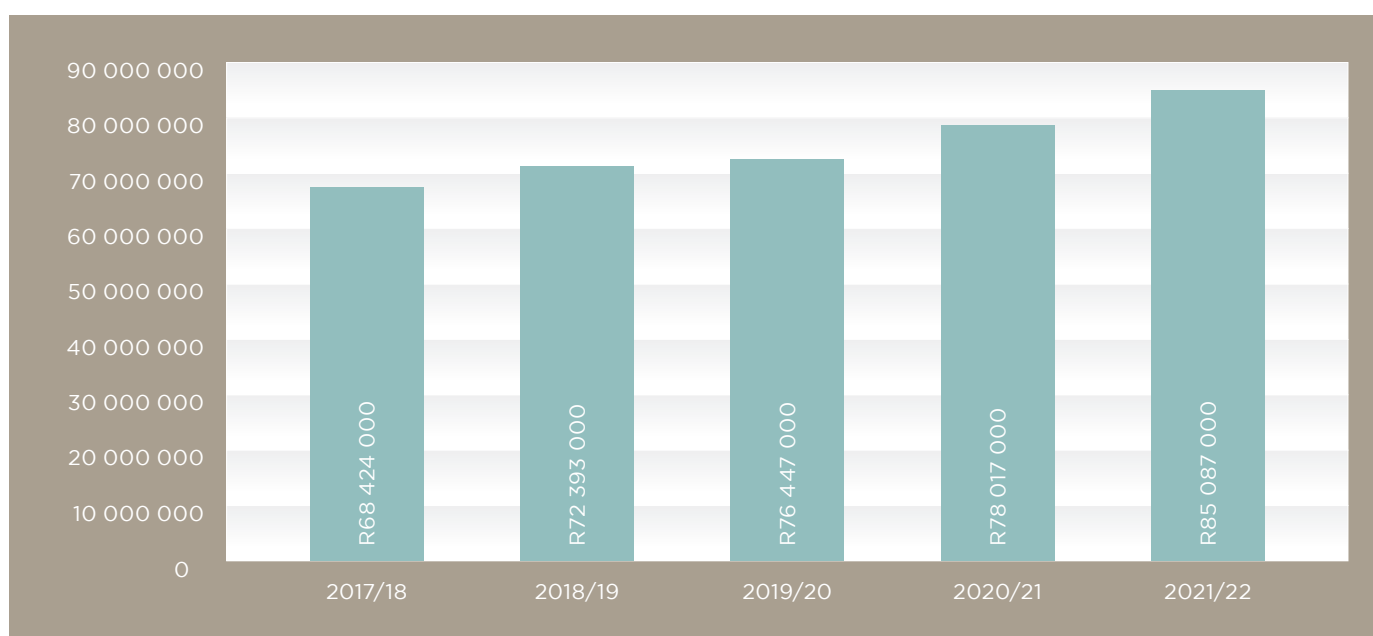
Activities funded by MRF (2021/22)

	2021/22
B3 municipalities	15
Number of municipalities receiving transfer payments	15
Library staff remunerated by replacement funding	240
Monitoring visits	46

The municipalities listed below are classified as B3 municipalities in the Western Cape and benefit from Municipal Replacement Funding:

Beaufort West	Hessequa	Prince Albert
Bergrivier	Kannaland	Swartland
Bitou	Laingsburg	Swellendam
Cape Agulhas	Langeberg	Theewaterskloof
Cederberg	Matzikama	Witzenberg

Municipal Replacement Funding budget (2017/18 - 2021/22)



Internet connectivity for rural libraries

A total of R7,188,763 was spent on ICT infrastructure during the year under review, for which the funding was provided from the Broadband allocation in the equitable share of the Library Service budget.

Expenditure on ICT infrastructure in libraries (2017/18 – 2021/22)

2017/18	R6 491 000
2018/19	R7 152 000
2019/20	R7 252 000
2020/21	R2 284 000
2021/22	R7 188 763

Broadband connectivity

The internet connectivity of 186 (69.4%) of rural library service points was migrated to broadband at the end of the 2021/22 financial year and since the inception of the project in 2015. Due to the reallocation and transferring of funds to Western Cape Government relief projects, no new library service points were migrated to Broadband during the 2021/22 financial year.

Metro Library Grant

The Metro Library Grant is a Western Cape Government fund aimed at supplementing the City of Cape Town's spending on library infrastructure. In 2021/22 the grant amounted to R5,400,000 and the full amount was transferred.

SUMMARY OF STATISTICS

	2020/21	2021/22
Western Cape population	7 113 776	7 212 142
Public libraries in the Western Cape	374	375
Registered users of public libraries	685 458	628 918
Total number of library items circulated	3 423 071	6 857 285
Audiovisual circulation	66 085	183 670
OverDrive circulation (ebooks)	0	34 203
OverDrive circulation (audiobooks)	0	3 205
Items of library material in provincial stock	5 658 173	5 539 606
Visits to libraries by provincial staff	477	1 107
New library material items processed	32 094	35 382
Training programmes to public libraries	15	15
Municipalities served	25	25
Regions	15	15
Promotional projects	9	11
Items of library material procured (books and audiovisual)	125 790	146 083



INHOUD

25 VOORWOORD

26 OORSIG

27 Demografiese profiel van die Wes-Kaap

28 BEGROTING

29 STREEKORGANISASIE

29 Openbare biblioteekdienspunte

- Dienspunte per beheergebied
- Biblioteke per streek
- Nuwe biblioteekfasiliteite en -opgraderings

30 Statistiek

- Lidmaatskap
- Sirkulasie
 - Boeke per genre
 - Gebruik van nie-fiksie
 - Oudiovisuele materiaal
 - OverDrive
 - Biblioteke met die hoogste sirkulasiesyfers
 - Sirkulasie per munisipaliteit
- Totale biblioteekvoorraad
- Openbare biblioteke: uitreikingsprogramme

38 SENTRALE ORGANISASIE

38 Keuring

38 Tegniese Dienste

- SLIMS-stelselondersteuning
- Katalogiseringsafdeling
- Voorbereidingsafdeling

39 Inligtingsdienste

- Sentrale Naslaanafdeling (SN)
- Publikasie- en Promosieafdeling
- Navorsingsafdeling

41 Steundiens vir Biblioteekadministrasie

41 Registrasie

42 MUNISIPALE ONDERSTEUNINGSDIENSTE

42 Verbetering van Openbare Biblioteke

42 Munisipale Befondsing

- Voorwaardelike Toekenning
- Munisipale Vervangingsbefondsing
- Metro biblioteektoekenning

45 Opsomming van statistiek

BESTUUR



Cecilia Sani
Direkteur

SENTRALE ORGANISASIE



Pieter Hugo
Adjunkdirekteur



Neville Adonis
Assistentdirekteur,
Inligtingsdienste



Stanley Jonck
Assistentdirekteur,
Keuring



Bradley Meyer
Assistentdirekteur,
Tegniese Dienste




Michelle Hendricks
Assistentdirekteur,
Steundiens vir
Biblioteekadministrasie

STREEKORGANISASIE



Ronel Mouton
Adjunkdirekteur



Yvette Herbst
Assistentdirekteur,
Kaapse Wynland
en Overberg
Beheergebied



Jongihlanga Mbanga
Assistentdirekteur,
Eden en Sentraal-
Karoo Beheergebied



Selvyn Booysen
Assistentdirekteur,
Weskus Beheergebied



Leonard Fortuin
Assistentdirekteur,
Metropool
Beheergebied

MUNISIPALE ONDERSTEUNINGSDIENSTE



Carmen Lucas
Adjunkdirekteur



Mbulelo Simema
Assistentdirekteur,
Munisipale Befondsing



Ethney Links
Assistentdirekteur,
Openbare Biblioteekverbetering

Let wel: Alle statistiek in hierdie Jaarverslag weerspieël finansiële jaarstatistiek en nie kalenderjaarstatistiek nie.

VOORWOORD



Die Wes-Kaapse Biblioteekdiens bied hierdie Jaarorsig vir die 2021/22-tydperk aan as bewys van voortgesette dienslewering regdeur die jaar. Hierdie publikasie is aanvullend tot die 2021/2022 Jaarverslag van die Wes-Kaapse Departement van

Kultuursake en Sport (DKES) soos aangebied ingevolge artikel 40(1)(d) van die Wet op Openbare Finansiële Bestuur (WOFB), Wet 1 van 1999.

Die Jaarorsig is 'n waardevolle navorsings- en inligtingshulpmiddel vir openbare biblioteke, biblioteekbestuurders en belanghebbendes in die Biblioteek- en Inligtingsdiens (LIS) sektor. Dit verskaf statistiese data, grafieke, sigblaaie en inligtingsontleding van die bedryfsuitsette van die openbare biblioteeksektor.

Ons vertrou dat dit groter insig sal bied in die prestasies en uitdagings wat ons gedurende hierdie tydperk in die gesig gestaar het.

Hoogtepunte van ons prestasies sluit in die voltooiing en amptelike opening van die Brandwag Modulêre Biblioteek in Mosselbaai Munisipaliteit, die voltooiing van die Noordhoek Openbare Biblioteek Opgradering in Velddrif, Bergrivier Munisipaliteit en die opening van 'n nuwe fasiliteit, Hoeko Openbare Biblioteek, op 4 Maart 2022 in die Kannaland Munisipaliteit.

Boonop is vyf nuwe minibiblioteke vir Blindes by Pacaltsdorp, Swellendam, Knysna, Hornlee en Kranshoek Openbare Biblioteke gestig; Inligting- en Kommunikasietegnologie (IKT)-infrastruktuur is aan die Elim Openbare Biblioteek in Kaap Agulhas verskaf, wat die totale getal webtuistes met gratis internetfasiliteite, verbind deur die Plattelandse

Biblioteekverbindingsprojek, op 229 te staan bring; die Gemeenskapsprofiel 2021-navorsingstudie is voltooi; en teen die einde van Maart 2022 het die Biblioteekdiens 375 dienspunte regoor die provinsie gebied.

My hartlike dank aan die personeel van ons departement en die munisipaliteite vir hul volgehoue verbintenis tot die verskaffing van 'n openbare biblioteekdiens aan al die inwoners van die Wes-Kaap. Hulle het ons weereens gehelp om 'n ongekwalfiseerde (met geen ander sake nie) oudituitskomsstatus vir die tiende agtereenvolgende jaar te bekom.

Baie dankie aan Minister Anroux Marais en Departementshoof, mnr Guy Redman, vir julle strategiese leiding en die onwrikbare ondersteuning wat julle aan die Biblioteekdiens en LIS sektor verskaf het.

Cecilia Sani
Direkteur, Wes-Kaapse Biblioteekdiens

OORSIG

Visie van die Departement van Kultuursake en Sport

'n Maatskaplik-inklusiewe, kreatiewe, aktiewe en verbonde Wes-Kaap.

Missie van die Departement van Kultuursake en Sport

Om uitnemendheid en inklusiwiteit in sport en kultuur aan te moedig deur die effektiewe, doeltreffende en volhoubare gebruik van ons hulpbronne en om kreatiewe vennootskappe met ander te skep. In sy strewe na uitnemendheid sal die Departement geleenthede skep vir toegang en massa-deelname, om talent te identifiseer en om vaardighede te ontwikkel.

Strategiese doelwitte, oogmerke en funksies van die Wes-Kaapse Biblioteekdiens

Die strategiese doelwitte van die Wes-Kaapse Biblioteekdiens (WKBD) is binne die raamwerk van die Departement se visie en missie:

- om biblioteekdienste vir alle burgers in die Wes-Kaap te ondersteun en te verbeter
- om 'n volhoubare biblioteek- en inligtingsdiens te ontwikkel, te transformeer en te bevorder. Dit dra by tot nasiebou, goeie bestuur, maatskaplike inklusiwiteit en vaardigheidsontwikkeling, sowel as volhoubare ekonomiese groei en geleenthede.

Die WKBD se strategiese doelwitte is om munisipaliteite by te staan om openbare biblioteekdienste in die Wes-Kaap te lewer en sodoende biblioteek- en inligtingsdienste te verskaf wat:

- gratis en algemeen toeganklik is;
- voorsiening maak vir inwoners se inligting-, lees- en leerbehoefte;
- 'n kultuur van lees, biblioteekgebruik en lewenslange leer bevorder.

Die funksies van die WKBD is:

- om nuwe biblioteekmateriaal te verkry
- om biblioteekmateriaal professioneel voor te berei
- om biblioteekmateriaal en -toerusting asook professionele leiding aan openbare biblioteke te verskaf
- om te verseker dat die versamelings in sy 375 biblioteke relevant bly en aangevul word
- om 'n behoefte-ontleding in oorleg met openbare biblioteke te doen en om dan opleidingsprogramme deur die Streekorganisasie te verskaf
- om die gebruik van biblioteekmateriaal te bevorder
- om 'n gespesialiseerde inligtingsdiens deur die Sentrale Naslaanafdeling te lewer en toepaslike navorsing te onderneem
- om 'n gerekenariseerde biblioteek- en inligtingstelsel in stand te hou
- om die Verbindingsprojek vir Plattelandse Biblioteke (RLCP) wat verskeie werkstasies met gratis internetverbinding by plattelandse openbare biblioteke voorsien in stand te hou en uit te brei. Dit is deel van die Voorwaardelike Toekenning van die Gemeenskapsbiblioteekprogram.
- om die Wes-Kaapse regering se Breëbandinisiatief (BBI) te implementeer
- om betalings uit die Voorwaardelike Toekenningsfonds aan munisipaliteite oor te dra met die hoofokus op mede-befondsing van openbare biblioteek personeel en om nuwe biblioteke te bou of om bestaande openbare biblioteke op te gradeer
- die oordrag van betalings van die Provinsiale Tesourie se Munisipale Vervangingsfonds (MVF) om biblioteke in B3-munisipaliteite te help om die onbefondsde mandaat te takel.

Wette, reëls, regulasies en provinsiale strategieë

Die volgende wetgewing het op die WKBD betrekking:

- **Grondwet van die Republiek van Suid-Afrika, 1996 (Wet 108 van 1996)**

Bylae 5: biblioteke (nasionale biblioteke uitgesluit) is uitsluitlik 'n provinsiale wetgewende bevoegdheid.

- **Provinsiale Biblioteekdiens Ordonnansie, 1981, Ordonnansie 16 van 1981**

Provinsies en munisipaliteite het vantevore die verantwoordelikheid vir die voorsiening van biblioteekdienste gedeel soos in bogenoemde ordonnansie gestipuleer. 'n Onbefondsde mandaat is geskep deur die Grondwet van die Republiek van Suid-Afrika (Wet 108 van 1996), waar die biblioteekfunksie uitsluitlik aan die provinsiale wetgewer as 'n bevoegdheid toegestaan is, maar sonder die voorsiening van die nodige befondsing.

DKES – met hulp van die Nasionale Departement van Kuns en Kultuur en die Provinsiale Tesourie van die Wes-Kaap – spreek hierdie onbefondsde mandaat aan met behulp van die Voorwaardelike Toekenning, die Munisipale Vervangingsfonds en die Metro Biblioteektoekenning deur die volledige befondsing van 15 B3-munisipaliteite, terwyl die oorblywende B1- en B2-munisipaliteite beduidende befondsing ontvang en Metro biblioteke gedeeltelike befondsing ontvang.

Gevolglik is hierdie munisipaliteite in staat om primêre biblioteekdienste aan inwoners te lewer terwyl die provinsiale departement op groot skaal bespaar deur die koördinering van aankope, keuring, voorbereiding van boekmateriaal, katalogisering, verspreiding en die opgradering en befondsing van nuwe biblioteke in die provinsie.

- **Wes-Kaapse Talewet, 1998, Wes-Kaapse Taalbeleid, 2005**

Die amptelike tale Afrikaans, Engels en isiXhosa word gebruik en hierdie tale geniet gelyke status.

Demografiese profiel van die Wes-Kaap

Jaar	2021	2022
Bevolking	7 113 776	7 212 142
Gedeelte/persentasie van totale bevolking van Suid-Afrika	11.8%	11.9%
Ouderdomsverdeling		
• 0-4	8.15%	8.13%
• 5-9	8.01%	7.82%
• 10-19	15.44%	15.61%
• 20-59	57.96%	57.7%
• 60-100	10.44%	10.74%
Geslagsverdeling		
• Vroulik	50.64%	50.65%
• Manlik	49.36%	49.35%
Grootte van die provinsie in km²	129 462	129 462
Totale bevolking van Suid-Afrika	60 142 978	60 604 992

Databron: Stats SA Middel van die jaar bevolkingskatting 2022

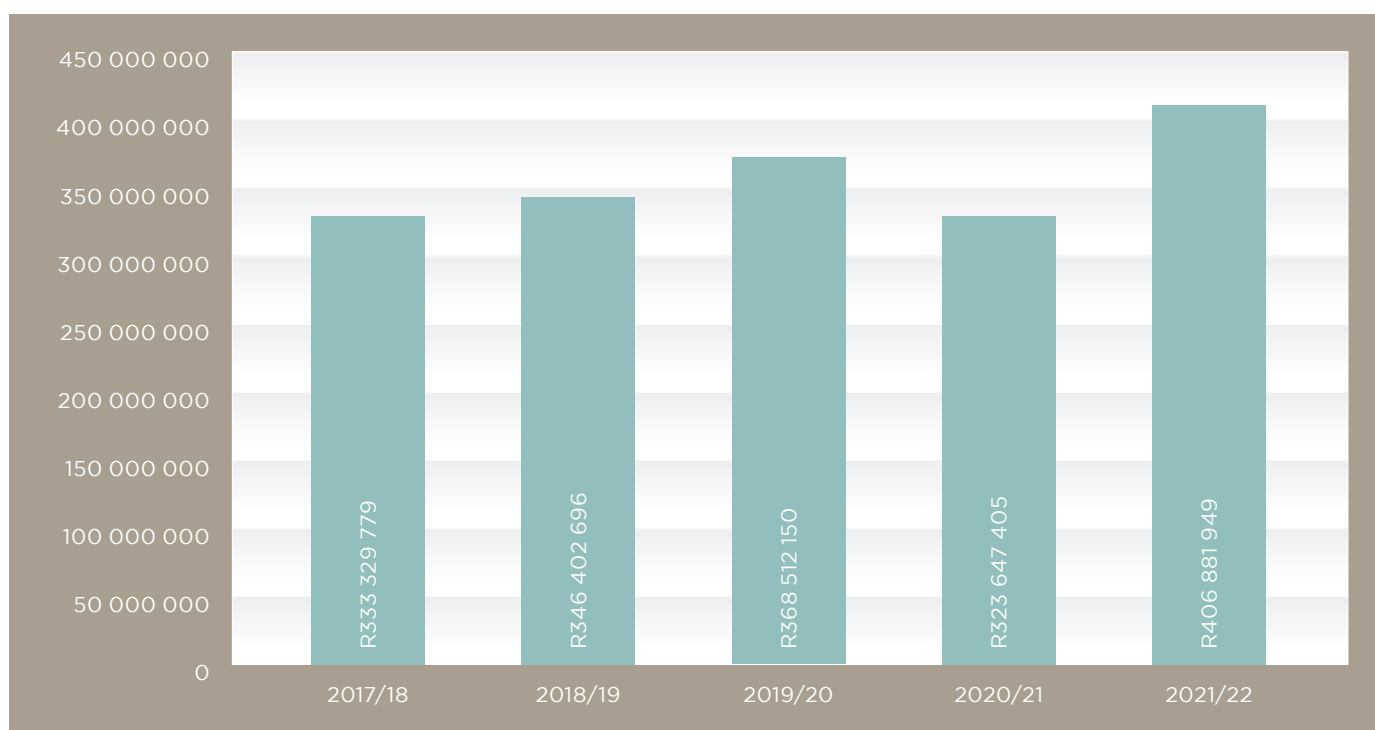
BEGROTING

Die afgelope vyf jaar se uitgawes van die Biblioteekdiens verteenwoordig werklike uitgawes. Die uitgawes vir die 2021/22-boekjaar sluit dié van die Voorwaardelike Toekenning, die Munisipale Vervangingsfonds en die Metro Biblioteektoekenning in.

Biblioteekdiensuitgawes 2021/22 (werklike uitgawes)

Biblioteekdiens	R127 532 949
Metro Biblioteektoekenning	R5 400 000
Munisipale Vervangingsfonds	R85 087 000
Voorwaardelike Toekenning	R188 862 000
Totaal	R406 881 949

Totale begroting: Biblioteekdiens (2017/18 – 2021/22)



STREEKORGANISASIE



Streekorganisasie, 'n subdirektoraat van die WKBD, bestaan uit vier beheergebiede, naamlik Kaapse Wynland, Eden/Sentraal-Karoo, Weskus en Metropool, met vyftien streekbiblioteke onder hul beheer. Daar was 375 dienspunte gedurende hierdie oorsigtydperk. Die term “biblioteekdienspunte” verwys na biblioteke en depots. Die term “biblioteek” verwys na 'n publieke of gemeenskapsfasiliteit met 'n toepaslike versameling materiaal wat deur die munisipale raad aangewys is om biblioteekdienste te verskaf aan alle individue wat in die munisipale gebied woon. Die term “depot” verwys na 'n biblioteek wat by die Wes-Kaapse Biblioteekdiens geaffilieer is, maar deur 'n ander organisasie as 'n munisipaliteit bestuur word, byvoorbeeld Korrektiewe Dienste en/of enige ander organisasie. Die hoof funksies van die streke is om biblioteekmateriaal en toerusting aan openbare biblioteke te verskaf, professionele leiding en opleiding aan openbare bibliotekarisse te verskaf en om te help met die bou van biblioteekfasiliteite.

OPENBARE BIBLIOTEKDIENSPUNTE

Dienspunte per beheergebied

Die verdeling van biblioteekdienspunte in beheergebiede word in die tabel hieronder aangedui.

Beheergebied	Biblioteke	Depots	Totaal
Kaapse Wynland en Overberg	77	11	88
Eden en Sentraal-Karoo	82	3	85
Weskus	82	13	95
Metropool	103	4	107
Totaal	344	31	375

Biblioteke per streek

Biblioteekdienspunte word soos volg in die 15 streke verdeel:

	Biblioteke	Depots	Totaal
Kaapse Wynland en Overberg			
Hermanus	21	5	26
Swellendam	31	0	31
Worcester	25	6	31
Totaal	77	11	88
Eden en Sentraal-Karoo			
Beaufort-Wes	14	0	14
George	25	3	28
Mosselbaai	28	0	28
Oudtshoorn	15	0	15
Totaal	82	3	85
Weskus			
Saldanha	32	1	33
Stellenbosch	28	11	39
Vanrhynsdorp	22	1	23
Totaal	82	13	96
Metropool			
Blaauwberg	9	0	9
Kaapstad	33	0	33
Valsbaai	15	1	16
Suidelik	18	2	20
Tygerberg	28	1	29
Totaal	103	4	107
Groottotaal	344	31	375

Nuwe biblioteekfasiliteite en -opgraderings (2021/2022)

Gedurende die oorsigjaar is een nuwe biblioteekfasiliteit, naamlik die Hoeko Openbare Biblioteek (Kannaland Munisipaliteit) geopen. Die Brandwag Openbare Biblioteek (Mosselbaai Munisipaliteit) en Noordhoek Openbare Biblioteek (Bergrivier Munisipaliteit) is opgradeer.

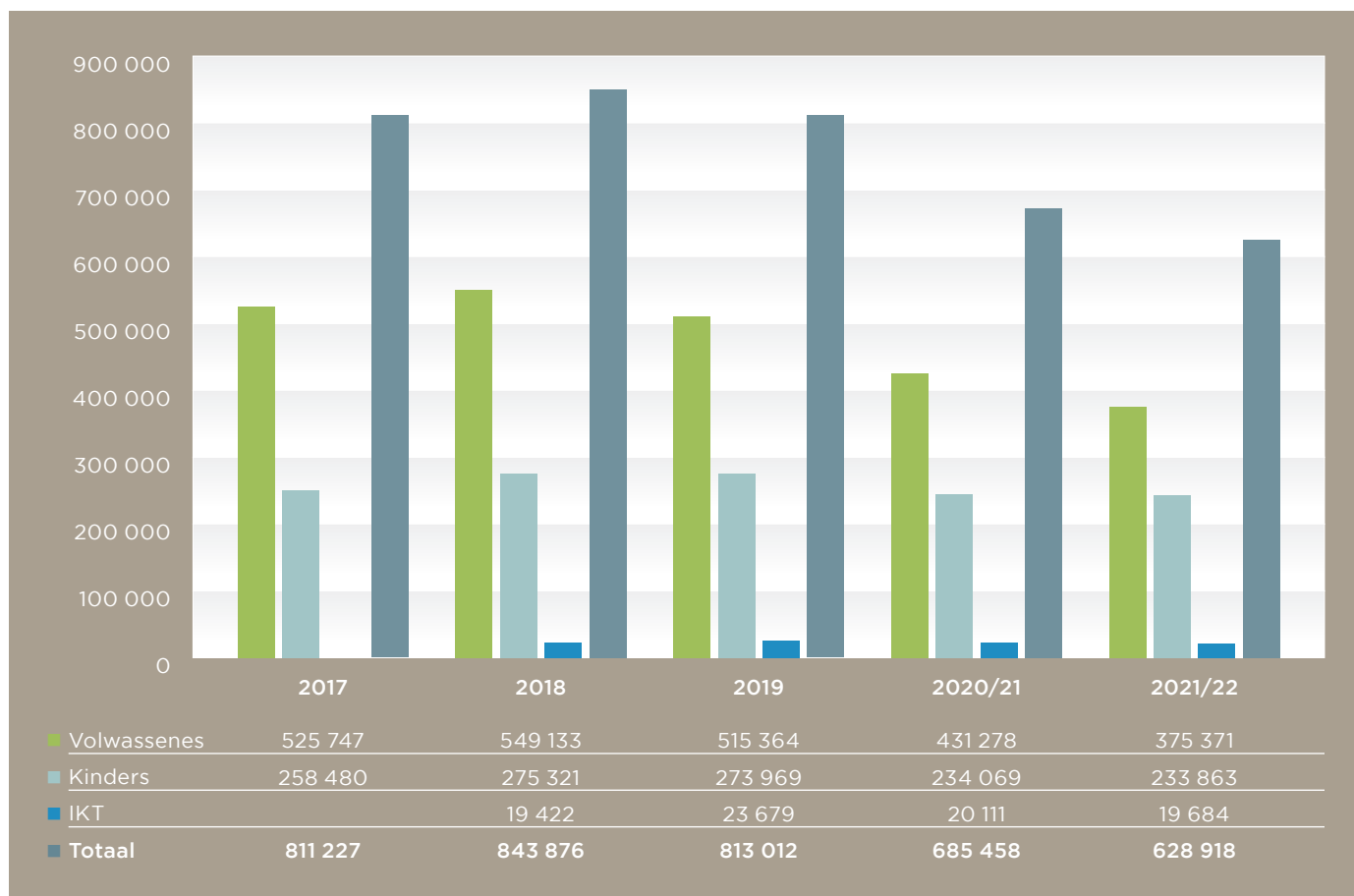
STATISTIEK

Let wel dat die onderstaande statistieke alles boekjaar statistieke is.

Lidmaatskap

Die totale lidmaatskap van openbare biblioteke, waaronder 19,684 Inligting- en Kommunikasietegnologie (IKT)-lede het 'n afname van 8,3% gedurende die 2021/22-boekjaar getoon.

Lidmaatskap van openbare biblioteke (2017 – 2021/22)



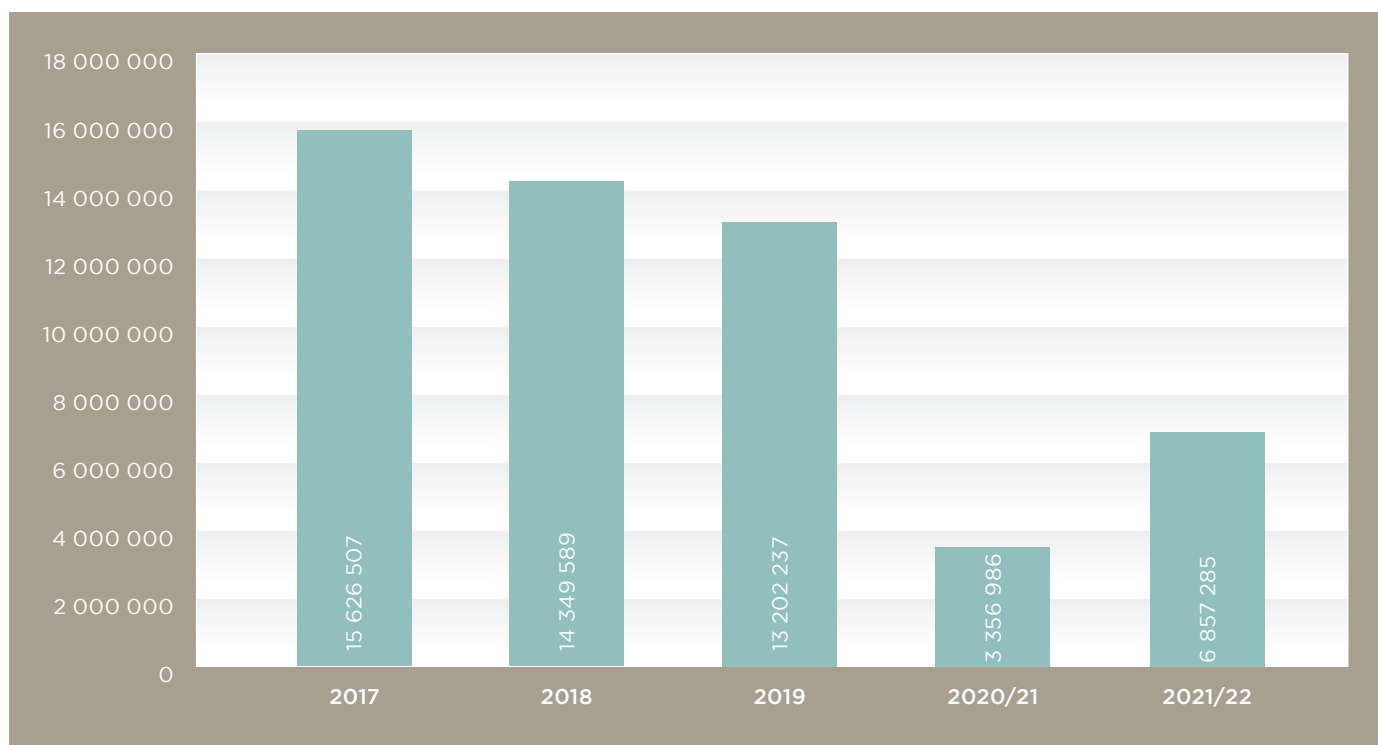
Ledetal per munisipaliteit

Munisipaliteit	2017/18	2018/19	2019/20	2020/21	2021/22
Beaufort-Wes	8 537	8 101	4 509	8 395	8 749
Laingsburg	1 780	1 727	1 944	1 579	1 680
Prins Albert	4 057	3 245	3 060	2 899	3 120
Stad Kaapstad	342 183	352 497	323 203	216 766	163 879
George	52 347	50 366	50 965	49 055	50 588
Knysna	25 964	28 255	28 249	27 596	28 827
Bitou	13 373	14 001	16 838	15 659	16 246
Overstrand	22 506	18 089	17 242	16 542	16 402
Theewaterskloof	6 572	9 128	9 040	7 838	9 920
Hessequa	14 773	15 102	15 354	14 424	15 316
Mosselbaai	28 833	30 284	31 060	28 682	27 838
Kannaland	3 924	3 742	4 613	4 252	4 548
Oudtshoorn	13 319	13 460	16 073	13 918	13 460
Bergrivier	10 417	13 005	13 530	14 743	12 881
Saldanhabaai	15 821	18 091	18 386	20 000	20 816
Swartland	16 981	16 195	12 713	11 276	11 899
Drakenstein	93 455	97 752	101 057	97 554	95 882
Stellenbosch	28 219	30 572	31 574	26 228	20 914
Langeberg	22 025	23 470	24 476	21 506	18 462
Kaap Agulhas	11 526	14 050	14 334	12 155	11 003
Swellendam	3 241	5 447	4 992	8 669	9 136
Breedevallei	32 371	35 931	27 725	27 832	27 297
Witzenberg	27 610	29 950	29 360	22 029	22 043
Matzikama	7 048	6 335	7 322	6 782	6 641
Sederberg	4 345	5 081	5 393	5 447	5 005
Totaal	811 227	843 722	813 012	681 826	622 552

Sirkulasie

Die sirkulasie van gedrukte materiaal het 'n toename van 104,3% gedurende die afgelope boekjaar getoon. Hierdie aansienlike toename in sirkulasie was hoofsaaklik te wyte aan die heropening van openbare biblioteke na die

verligting van die nasionale inperkingsregulasies vir die bevegting van die koronavirus. Die sirkulasie van biblioteekmateriaal toon egter steeds 'n afwaartse tendens.



Boeke per genre (2016 - 2021/22)

Alhoewel die sirkulasie in alle genres van gedrukte materiaal die afgelope paar jaar 'n bestendige afname getoon het, het die 2021/22-boekjaar 'n toename in sirkulasie getoon, aangesien openbare biblioteke

toegelaat is om te heropen na die beëindiging van die nasionale inperkingsregulasies vir die bevegting van die koronavirus.

Jaar	AF	EF	Volwassene isiXhosa	NF	AJF	EJF	Kinders isiXhosa	JNF	Voorlopige inskrywings	Tydskrifte
2016	4 918 562	3 850 676	37 484	1 465 790	1 975 531	2 808 734	90 543	628 748	0	476 568
2017	4 658 639	3 716 098	30 573	1 438 307	1 941 824	2 680 718	90 676	631 882	0	437 790
2018	3 977 824	2 906 199	29 434	1 252 185	1 819 033	2 448 970	68 364	470 901	0	400 899
2019	3 896 458	3 126 944	23 756	1 106 197	1 742 225	2 352 910	74 779	518 058	0	360 910
2020/21	1 155 885	845 577	6 089	235 032	399 392	509 065	9 258	105 303	0	91 385
2021/22	2 073 581	1 689 274	12 689	492 091	895 899	1 260 623	35 228	261 714	13 214	122 972

Gebruik van nie-fiksie

Die top 15 biblioteekdienspunte met die hoogste nie-fiksie gebruik (2020/21 - 2021/22)

2020/21	% usage
Overhex	56
Kuyasa	54
Zolani	47
Jan Kriel Depot	45
Crossroads	45
Harare Square	44
Fairhills	43
Brandvlei Korrektiewe Dienste Maksimum	43
Masakhane	42
Brown's Farm	40
Henry Fagan Depot	40
Moses Mabhida	39
Dunoon	39
Zweletemba	38
Mfuleni	38

2021/22	% usage
Henry Fagan Depot	48
Jan Kriel Depot	41
Mfuleni	39
Harare Square	39
Brandvlei Korrektiewe Dienste Maksimum	39
Sentraal	38
Crossroads	38
Brown's Farm	36
Drakenstein Korrektiewe Dienste Medium	36
Matjiesfontein	35
Zolani	34
Khayamandi	33
Molsvlei	32
Moses Mabhida	32
Brandvlei Korrektiewe Dienste Jeug	31

Oorsig van die Wes-Kaapse Biblioteekdiens 2021/22



Navorsingstudie onderneem:

Gemeenskaps- profiele 2021



Sirkulasie van e-hulpbronne
via OverDrive:

34 203 e-boeke | **3 205** audioboeke



229 biblioteke

het 'n internetverbinding ontvang



Een nuwe biblioteek geopen:

Hoeko Openbare Biblioteek¹

Twee biblioteke opgegradeer:

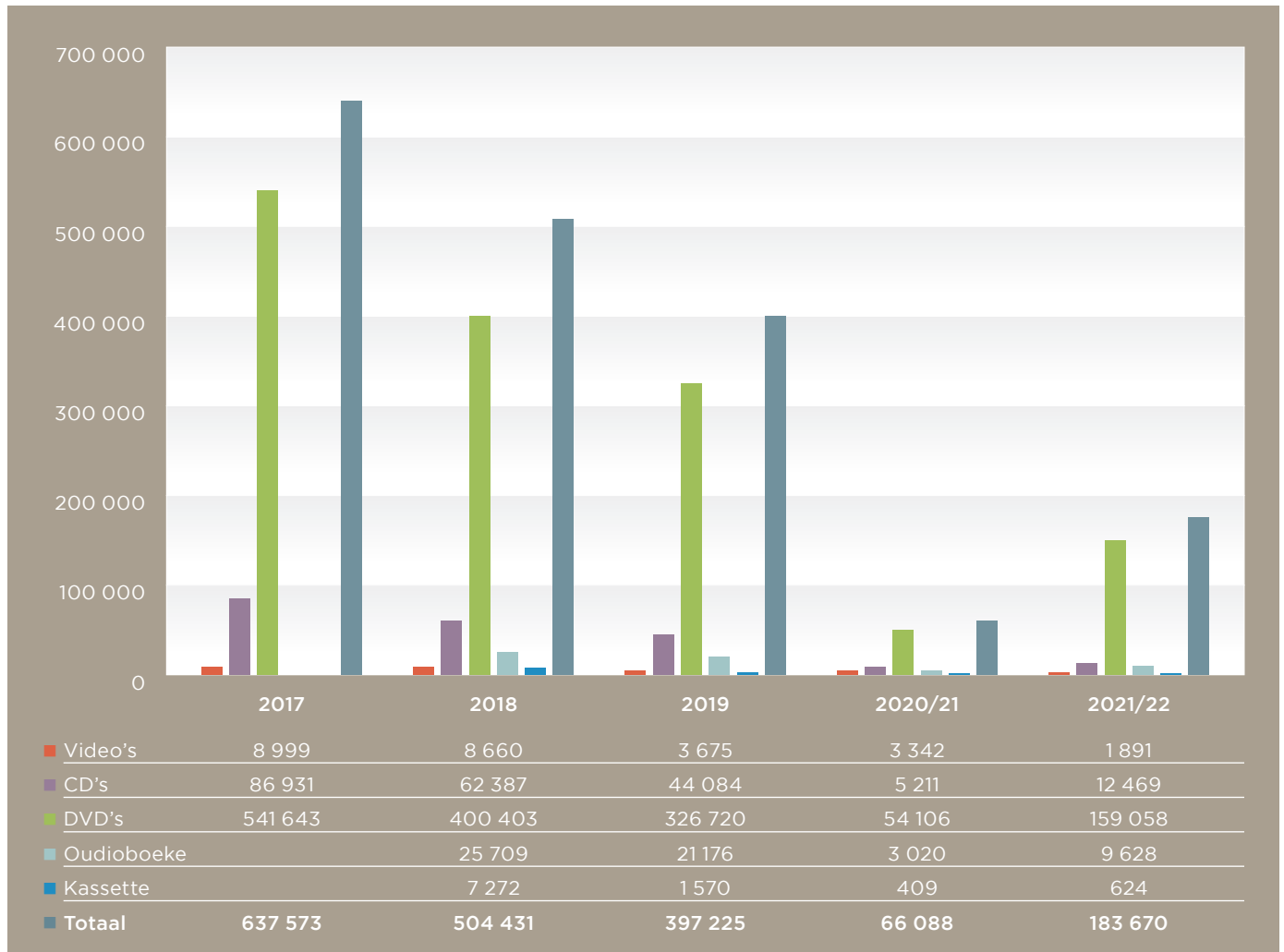
Brandwag² en Noordhoek³ Openbare Biblioteke



Oudiovisuele materiaal (2016 - 2021/22)

Die verligting van die inperkingsregulasies en die opheffing van die Nasionale Ramptoestand (wat ingestel is om die COVID-19-pandemie te beveg) het

daartoe aanleiding gegee dat biblioteke weer vir die publiek geopen is. Die sirkulasie van oudiovisuele biblioteekmateriaal het gevolglik gedurende die 2021/22-boekjaar met 177,9% toegeneem.



OverDrive

OverDrive is 'n nuwe digitale biblioteek waaruit e-boeke en audioboeke as 'n gratis diens aan alle geldig

geregistreerde lede van openbare biblioteke in die Wes-Kaap beskikbaar gestel word. Toegang tot OverDrive kan verkry word via die Libby Toep of die OverDrive webtuiste by <https://westerncape.overdrive.com/>

Streek	E-boeke	Oudioboeke
Beaufort-Wes	93	32
George	2 032	204
Mosselbaai	3 200	120
Oudtshoorn	72	9
Blaauwberg	1 751	256
Kaapstad	3 576	513

Streek	E-boeke	Oudioboeke
Valsbaai	3 185	303
Suidelik	1 693	281
Tygerberg	4 241	605
Hermanus	4 543	378
Swellendam	2 729	151
Worcester	846	44

Streek	E-boeke	Oudioboeke
Saldanha	2 759	94
Stellenbosch	2 361	203
Vanrhynsdorp	1 122	12
Totaal	34 203	3 205

Biblioteke met die hoogste sirkulasiesyfers

Brackenfell Openbare Biblioteek was gedurende die 2021/22-boekjaar die openbare biblioteek met die hoogste sirkulasiesyfer in die Wes-Kaap, gevolg deur die Somerset-Wes en Durbanville openbare biblioteke. Dit is interessant om daarop te let dat Tableview, Bellville en Kraaifontein Openbare Biblioteke ook gedurende die 2021/22-boekjaar na die top 15 biblioteekdienspunte met die hoogste sirkulasiesyfers opgeskuif het.

2020/21	Sirkulasie
Brackenfell	145 714
Paarl	96 677
Strand	83 865
Durbanville	70 355
Hermanus	64 641
Vishoek	57 331
CJ Langenhoven	55 814
Parow	54 595
Edgemead	52 564
Tygervallei	49 841
Somerset-Wes	48 288
Meadowridge	47 599
Hartenbos	46 850
George	45 785
Worcester	45 058

2021/22	Sirkulasie
Brackenfell	276 879
Somerset-Wes	197 962
Durbanville	166 391
Strand	141 318
Paarl	140 809
George	137 194
Vishoek	120 500
Meadowridge	116 293
Edgemead	115 232
Tygervallei	113 647
Hermanus	108 173
Table View	101 057
Bellville	96 252
CJ Langenhoven	93 074
Kraaifontein	85 240

Sirkulasie per munisipaliteit

Die totale sirkulasie van gedrukte, elektroniese en oudiovisuele biblioteekitems word volgens munisipaliteit hieronder gelys. Sirkulasiestatistieke vir depots is nie hierby ingesluit nie, aangesien depots nie onder die jurisdiksie van munisipaliteite val nie.

Daar was 'n 110,3% toename in die totale sirkulasie per munisipaliteit gedurende die 21/22-boekjaar.

Munisipaliteit	2020/21	2021/22
Beaufort-Wes	18 379	46 591
Bergrivier	68 717	126 894
Bitou	28 620	81 861
Breedevallei	78 200	162 060
Kaap Agulhas	37 421	70 580
Sederberg	28 332	41 137
Stad Kaapstad	1 662 868	3 829 145
Drakenstein	198 772	346 043
George	61 284	187 913
Hessequa	170 912	270 248
Kannaland	17 590	34 291
Knysna	56 986	142 795
Laingsburg	4 798	7 780
Langeberg	49 235	169 461
Matzikama	62 450	96 132
Mosselbaai	141 879	254 642
Oudtshoorn	81 160	130 807
Overstrand	155 563	248 576
Prins Albert	34 360	47 494
Saldanhabaai	89 562	145 869
Stellenbosch	83 703	178 551
Swartland	101 323	172 172
Swellendam	46 722	82 386
Theewaterskloof	68 580	130 319
Witzenberg	39 377	119 651
Totaal	3 386 793	7 123 398

Totale biblioteekvoorraad

Die voorraadtotaal in hierdie oorsigtydperk was 5,539,606 en sluit boeke en oudiovisuele materiaal in. Die syfers verteenwoordig die voorraad van die 15 streeksbiblioteke, die algemene magasyn en die sentrale naslaanversameling. Die totale waarde van die voorraaditems teen die einde van die 2021/22-boekjaar in alle Wes-Kaapse openbare biblioteke was R457,956,978.

Die afname van die totale aantal voorraaditems gedurende die afgelope paar jaar is as gevolg daarvan dat biblioteke ou voorraad verwyder en die feit dat die krimpende begroting die vervanging van voorraad belemmer.

Voorraadtotale volgens streke (2020/21 – 2021/22)

2020/21	Voorraad	Waarde
Tygerberg	616 559	R 53 471 239
Sentrale Naslaan en Algemene Magasyn	449 112	R 26 006 343
Stellenbosch	414 168	R 32 676 995
Saldanha	404 997	R 32 088 157
Kaapstad	385 028	R 45 503 145
Swellendam	374 848	R 27 095 914
George	368 825	R 29 024 448
Valsbaai	349 236	R 31 861 746
Suidelik	357 162	R 35 689 283
Mosselbaai	348 612	R 26 387 989
Worcester	335 061	R 24 977 327
Oudtshoorn	271 716	R 17 730 493
Hermanus	259 494	R 22 324 982
Blaauwberg	260 763	R 22 403 453
Vanrhynsdorp	256 743	R 18 952 057
Beaufort-Wes	205 849	R 14 106 632
Totaal	5 658 173	R 460 300 203

2021/22	Voorraad	Waarde
Tygerberg	588 102	R52 307 600
Kaapstad	373 014	R44 445 815
Suidelik	336 359	R34 086 738
Saldanha	403 224	R32 486 846
Stellenbosch	401 107	R32 127 522
Valsbaai	329 406	R30 931 737
George	365 692	R29 095 848
Sentrale Naslaan en Algemene Magasyn	458 923	R27 932 720
Swellendam	373 404	R27 411 860
Mosselbaai	348 304	R26 718 417
Worcester	332 719	R24 956 981
Blaauwberg	258 821	R22 407 765
Hermanus	245 681	R21 699 255
Vanrhynsdorp	247 820	R18 900 426
Oudtshoorn	271 240	R18 237 967
Beaufort-Wes	205 790	R14 209 479
Totaal	5 539 606	R457 956 978

Openbare biblioteke: uitreikingsprogramme

Vakansieprogramme

In Desember 2021 en Januarie 2022 het 8 NRO's befondsing van die DKES ontvang. Hierdie befondsing is deur die Biblioteekdiens bestuur en toegeken om vakansieprogramme te organiseer en te fasiliteer. Die programme het voeding en die aanbieding van aktiwiteite vir kinders en die jeug behels. Daar was egter verskeie ander projekte wat aktief regoor die Wes-Kaap geïmplementeer is.

'n Totale bedrag van R724,120 het die NRO's gehelp om gemiddeld 15 dae se aktiwiteite aan meer as 900 kinders aan te bied. 48 Jeugdige is aangestel. Almal van hulle het toelaes ontvang en met die werk gehelp.

Aktiwiteite het die volgende ingesluit:

- Speletjies;
- Sport;
- Uitstappies na die strand;
- Sessies vir vroeë skoolverlaters;
- Sport teen misdaad sessies;
- Sessies oor geslagsgebaseerde geweld;
- Kuns en kunsvlyt;
- Sessies oor regte en verantwoordelikhede;
- Sessies oor entrepreneurskap;
- Rekenaaropleiding;
- Dwelm- en alkoholprogramme;
- Gesigverf; en vele meer.

Webinare oor geletterdheid

Geletterdheidswebinare is in Junie 2021 begin om biblioteekpersoneel regoor die Wes-Kaap te motiveer en aan te moedig om vorendag te kom met idees vir aktiwiteite, oplossings vir struikelblokke soos COVID-19-inperkings en beste praktyke. Die webinar was almal aanlyn sessies wat steeds vir enigiemand beskikbaar is om na te kyk.

Webinare

- Webinaar 1 Boys love Reading (8 Junie 2021)
- Webinaar 2 Innovations to build a reading culture of reading using unemployed youth (12 Augustus 2021)
- Webinaar 3 D'Almeida Literary outreach during lockdown (2 November 2021)
- Webinaar 4 Rheenendal Soccer Reading Club (8 Maart 2022)

Streekforums

Verteenwoordigende personeel van Openbare Biblioteke in die plattelandse gebiede het aanlyn forumvergaderings bygewoon waar interessante aanbiedings of nodige werkswinkels en besprekings gedoen is om personeel op te lei, in te lig of te motiveer. Vir almal was die nuwe aanlyn vergaderings- omgewing 'n nuwe en soms uitdagende ervaring met toerusting, digitale geletterdheid en netwerk beperkings.

Enkele interessante sessies:

- Terugvoering oor uitreikingsaktiwiteite deur biblioteke
- Steunwerwing saam met verslagdoening
- Riglyne vir verslagdoening oor statistieke
- Impakassessering
- Gemeenskapsontwikkeling
- Geletterdheidsprogramme
- Kimberley Openbare Biblioteek projekidees
- OverDrive en e-boeke
- E-pos-etiket
- Wet op die Beskerming van Persoonlike Inligting (WBPI)
- Weet jy hoe belangrik jou werk is?
- Waarom is statistiek belangrik?
- Uitstallings

Vergaderings van biblioteekbestuurders

Die biblioteekbestuurders in Munisipaliteite wat toesig hou oor die beplanning, begroting, verslagdoening en funksionering van openbare biblioteke het op aanlyn platforms vergader, waar aanbiedings van beste praktyke, nuwe tegnologie, verslae oor nuwe projekte en die moontlikheid van ander nuwe projekte of samewerkende vennote ens. gedeel en bespreek is.

Enkele interessante sessies:

- Stad Kaapstad leesstrategie
- Theewaterskloof Munisipaliteit jeugprojek
- Aanlyn opleiding: etiek en realiteit
- Mikhulu Trust: Deel van boeke
- Uitstalling van digitale hulpbronne
- WBPI
- Agenda vir geestesgesondheid en welstand
- DKES-jeugprojekteleentede
- Ondersteuning van opkomende skrywers
- Biblioteek vir Blindes
- Blom: Ontwikkel wonderlik

SENTRALE ORGANISASIE



Die Sentrale Organisasie, 'n subdirektoraat van die WKBD, bestaan uit vier afdelings, naamlik Keuring, Tegniese Dienste, Inligtingsdienste en Steundiens vir Biblioteekadministrasie. Die primêre funksie van die Wes-Kaapse Biblioteekdiens is om biblioteekmateriaal aan geaffilieerde openbare biblioteke te verskaf. Dit word gedoen deur 'n gesentraliseerde stelsel van keuring, verkryging, katalogisering en verwerking van materiaal wat via 'n netwerk van 15 streeksbiblioteke aan Wes-Kaapse openbare biblioteke versprei word. Sentrale Organisasie is verantwoordelik vir die keuring, verkryging en katalogisering van biblioteekmateriaal, professionele voorbereiding en verwerking, die bestuur van die SITA Biblioteekinligtingbestuurstelsel (SLIMS), Sentrale Naslaanafdeling, Navorsingsafdeling, Publikasie- en Promosieafdeling en Steundiens vir Biblioteekadministrasie.

KEURING

Hierdie afdeling voorsien 'n wye verskeidenheid professioneel geresenseerde materiaal en bestuur 'n begroting vir openbare en streeksbiblioteke om hul eie biblioteekmateriaal te kies. Professionele bibliotekarisse lees boeke wat een keer per maand vir oorweging voorgelê word deur verskaffers wat op die Wes-Kaapse Verskaffersdatabasis en die Sentrale Verskaffersdatabasis geregistreer is. 'n Verskeidenheid titels word dan oorweeg, wat materiaal in al drie amptelike tale van die Wes-Kaap insluit asook alle genres wat wissel van trefferverkopers tot literêre fiksie, nie-fiksie, studiegidse, naslaanmateriaal en kinderboeke. 'n Bibliografiese rekord vir elke item wat oorweeg is, word op die SLIMS-databasis geskep. Boeke vir volwassenes en kinders word oorweeg tydens 'n maandelikse boekkeuringsvergadering. Na afloop van die vergaderings word die hoeveelhede en bibliografiese

besonderhede nagegaan, waarna die getekende rekwisities aan die Bestellingsafdeling deurgegee word sodat bestellings by verkopers geplaas kan word.

Keuringstatistiek (2019 – 2021/22)

	2019	2020/21	2021/22
Kopieë op sig ontvang	22 657	7 411	10 210
Boektitels geresenseer	4 865	2 592	2 927
Biblioteekmateriaal aangekoop	174 467	125 790	146 083

TEGNIESE DIENSTE

Tegniese Dienste bestaan uit die volgende afdelings: SLIMS-stelselondersteuning, Katalogisering en Voorbereiding.

SLIMS-stelselondersteuning

Hierdie afdeling se hoofrol is om die Biblioteekdiens en openbare biblioteekpersoneel met SLIMS te ondersteun. Die afdeling bied vlak 1-ondersteuning aan biblioteke deur middel van die SLIMS *Issue Tracker* sowel as volle SLIMS-implementering, opvolgondersteuning en katalogusopleiding in SLIMS.

Katalogiseringsafdeling

Die hoof funksie van die Katalogiseringsafdeling is om 'n aanlynkatalogus op SLIMS beskikbaar te stel. Dit is dus noodsaaklik dat personeel inligting akkuraat invoer om die integriteit van die databasis en die suksesvolle herwinning van inligting deur biblioteekgebruikers te verseker.

Hieronder is die aantal items wat gedurende die afgelope vyf kalenderjare gekatalogiseer is:

Item	2017	2018	2019	2020/21	2021/22
Boeke	5 675	5 325	4 485	1 498	3 036
CD's	111	16	8	0	29
Oudioboeke	0	0	0	0	0
DVD's	194	263	56	90	6
Totaal	5 980	5 604	4 549	1 588	3 071

Vorbereidingsafdeling

Die funksie van die Vorbereidingsafdeling is die ontvangs, verwerking en versending van nuwe biblioteekmateriaal. Die aktiwiteite wissel van die aanvanklike ontvangs van nuwe biblioteekmateriaal tot die finale versending van weeklikse besendings aan 15 streeksbiblioteke en die Sentrale Naslaanafdeling (SN) in die Wes-Kaap.

Hieronder is 'n aanduiding van die aantal items biblioteekmateriaal (boeke en oudiovisuele materiaal) wat verwerk is.

	2017	2018	2019	2020/21	2021/22
Items verwerk	226 183	177 324	87 525	32 094	35 382

INLIGTINGSDIENSTE

Inligtingsdienste ondersteun die interne afdelings, streeksbiblioteke en openbare biblioteke. Die afdelings is Navorsingsafdeling, Sentrale Naslaanafdeling (SN) en Publikasie- Promosieafdeling.

Sentrale Naslaanafdeling (SN)

Die Sentrale Naslaanafdeling, beter bekend as SN, bestaan uit vyf versamelings, naamlik naslaan, films, kuns, musiek en oudiovisueel. Die funksie van hierdie afdeling is om gespesialiseerde inligting en inligtingsbronne te verskaf met behulp van die sentrale naslaanversameling, wat uit 96,083 biblioteekitems bestaan, via die 15 streeksbiblioteke na die 375 openbare biblioteke in die Wes-Kaap. Dit behels die bestuur van inligting en die opspoor van versoeke vanuit die voorraad in die afdeling asook van ander instansies via die SABINET-stelsel. 'n Verdere belangrike funksie is regstreekse navrae, hoofsaaklik vir skoolprojekte, asook die verskaffing van

leesmateriaal en oudiovisuele materiaal soos video's, films, DVD's, CD's en taalkursusse. Die beleid van hierdie afdeling om sy voorraad uit te bou is gebaseer op die verskaffing van hulpbronne wat gespesialiseerde inligting bevat.

Sirkulasie en voorraadtotale (2020/21 – 2021/22)

	Sirkulasie 2020/21	Sirkulasie 2021/22	Voorraad 2020/21	Voorraad 2021/22
Sentrale Naslaan	941	686	64 652	64 744
Oudiovisuele versameling (DVD's, films, CD's, oudioboeke en video's)	123	46	19 071	19 361
Musiek-versameling	4	11	7 134	7 129
Kunsversameling	53	9	4 773	4 773
Taalkursusse	2	8	76	76
Totaal	1 123	760	95 706	96 083

Publikasie- en Promosieafdeling

Die afdeling Publikasie en Promosie bevorder die gebruik van openbare biblioteke en hul dienste in die Wes-Kaap. Hierdie afdeling is ook daarvoor verantwoordelik om 'n leeskuilte te bevorder deur promosiemateriaal aan openbare biblioteke te voorsien deur projekte soos Biblioteekweek aan te bied.

	2019/20	2020/21	2021/22
Begroting	R945 000	R955 000	R1 000 000

Publikasies




Kaapse Bibliotekaris

Ses uitgawes van die Kaapse Bibliotekaris is in die 2021/22-boekjaar geproduseer.

Jaarbeplanner 2022

'n Jaarbeplanner is in 2022 geproduseer en aan alle openbare biblioteke in die Wes-Kaap sowel as belanghebbendes in die Biblioteek- en Inligtingsdienste (LIS) sektor versprei.

(Volgende bladsy): Die voorblaaie van die ses uitgawes van die Kaapse Bibliotekaris en die jaarbeplanner wat gedurende die 2021/22 finansiële jaar vervaardig is



WES-KAAPSE REGERING		2022		@ jou biblioteek			
Kultuursake en Sport		www.wes-kaapse.gov.za		www.wes-kaapse.gov.za			
JANUARIE 1 2 3 4 5 6 7 8 9 10 11 12 13 14 15 16 17 18 19 20 21 22 23 24 25 26 27 28 29 30 31		FEBRUARIE 1 2 3 4 5 6 7 8 9 10 11 12 13 14 15 16 17 18 19 20 21 22 23 24 25 26 27 28		MARSH 1 2 3 4 5 6 7 8 9 10 11 12 13 14 15 16 17 18 19 20 21 22 23 24 25 26 27 28 29 30 31		APRIL 1 2 3 4 5 6 7 8 9 10 11 12 13 14 15 16 17 18 19 20 21 22 23 24 25 26 27 28 29 30	
MAY 1 2 3 4 5 6 7 8 9 10 11 12 13 14 15 16 17 18 19 20 21 22 23 24 25 26 27 28 29 30 31		JUNE 1 2 3 4 5 6 7 8 9 10 11 12 13 14 15 16 17 18 19 20 21 22 23 24 25 26 27 28 29 30		JULIE 1 2 3 4 5 6 7 8 9 10 11 12 13 14 15 16 17 18 19 20 21 22 23 24 25 26 27 28 29 30 31		AUGUSTUS 1 2 3 4 5 6 7 8 9 10 11 12 13 14 15 16 17 18 19 20 21 22 23 24 25 26 27 28 29 30 31	
SEPTEMBER 1 2 3 4 5 6 7 8 9 10 11 12 13 14 15 16 17 18 19 20 21 22 23 24 25 26 27 28 29 30		OCTOBER 1 2 3 4 5 6 7 8 9 10 11 12 13 14 15 16 17 18 19 20 21 22 23 24 25 26 27 28 29 30 31		NOVEMBER 1 2 3 4 5 6 7 8 9 10 11 12 13 14 15 16 17 18 19 20 21 22 23 24 25 26 27 28 29 30		DESEMBER 1 2 3 4 5 6 7 8 9 10 11 12 13 14 15 16 17 18 19 20 21 22 23 24 25 26 27 28 29 30 31	

Biblioteekweek 2022

Die 2022 Biblioteekweek is op Maandag, 14 Maart 2022 deur die Wes-Kaapse Biblioteekdiens, in samewerking met die Bergrivier Munisipaliteit, by die Noordhoek Openbare Biblioteek afgeskop. Die tema van die week was *HerBedink! HerGebruik! HerOntdek... Biblioteke!* Die openingsgeleentheid was een van die mees glansryke ooit en is uiters positief ontvang deur die meer as 100 gaste, waaronder lede van die Noordhoek-gemeenskap, wat die geleentheid bygewoon het. Onder die hooggeplaastes was die Minister van Kultuursake en Sport, Me Anroux Marais, die Uitvoerende Burgemeester van die Bergrivier Munisipaliteit, Raadslid Ray van Rooy, Onderburgemeester, Mario Wessels, verskeie munisipale amptenare, personeel van al 14 openbare biblioteke in die Bergrivier Munisipaliteit, skole en lede van die publiek.

Navorsingsafdeling

Die Navorsingsafdeling van die Biblioteekdiens onderneem navorsing oor biblioteekaangeleenthede wat relevant is vir openbare biblioteke en ander rolspelers in die biblioteek- en inligtingkultuureld. Die afdeling versamel en verskaf ook inligting oor bestuursaangeleenthede en jaarlikse statistiek van die 375 geaffilieerde biblioteke. Gedurende die oorsigjaar het die Navorsingsafdeling die Gemeenskapsprofiel-studie opgedateer en die produksie van die Jaarorsig 2021/22 voltooi.

Jaarorsig 2021/22

Die verskaffing van die Jaarorsig aan openbare biblioteke staan sentraal tot die funksies van die Wes-Kaapse Biblioteekdiens en dien as 'n waardevolle navorsings-/inligtingshulpmiddel vir openbare biblioteke. Dit is 'n gedrukte publikasie wat statistiese data en inligting bevat, opgesom in grafieke en sigblaaie. Die doel van die Jaarorsig is om statistiese data en inligtingsontleding van die bedryfsuitsette van die Biblioteekdiens te verskaf.

Gemeenskapsprofiel 2021

Hierdie navorsingstudie fokus op die openbare bibliotekarisse en biblioteekwerkers in die Wes-Kaapse openbare biblioteke en beklemtoon die aanwysers, naamlik postitels van bibliotekpersoneel, indiensnemingstatus, geslag, ouderdomsgroepe, bevolkingsgroep, hoogste opvoedkundige vlak bereik, personeelvlakke, vloergrootte en die stigtingsdatums van openbare biblioteke. Hierdie navorsingstudie is belangrik aangesien dit nuwe kennis oor openbare bibliotekpersoneelsamestelling en strukture in openbare biblioteke skep.



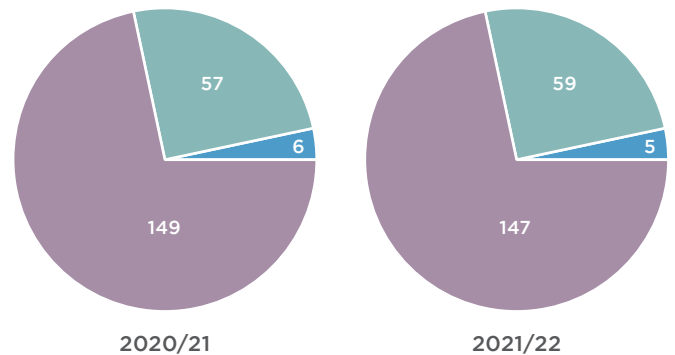
Die vorige ses uitgawes van die Jaarorsig: 2015/16 – 2020/21

STEUNDIENS VIR BIBLIOTEKADMINISTRASIE

Die belangrikste funksie van die afdeling Steundiens vir Biblioteekadministrasie is om finansies en algemene administratiewe ondersteuningstelsels binne die direktoraat te bestuur en te koördineer. Die afdeling verskaf leiding en advies oor personeel, finansiële en ander hulpbronne

en bates aan die direktoraat. Met betrekking tot **Menslike hulpbronne** ondersteun die afdeling personeel met alle navrae oor mensehulp-bronne, koördineer die prestasie-evalueringsprosesse, vul vakatures en koördineer die ontwikkeling van vaardighede in die werkplek. Die **finansiële bestuur** word onderneem deur die jaarlikse begroting van die direktoraat te koördineer deur die kontantvloei en uitgawes te monitor ten einde 'n egalige finansiële jaareinde te verseker. Dit behels ook insette met betrekking tot strategiese beplanning, asook die verskaffing van finansiële inligting vir kwartaallikse en jaarverslae. **Batebestuur** is nog 'n funksie van die afdeling. Dit sluit toesighouding oor die verkryging van goedere en dienste (insluitende biblioteekmateriaal) en die gereelde betaling van fakture in. Bou- en voertuiginspeksies by die streekkantore word gereeld onderneem om te verseker dat alle defekte, risiko's en bedreigings geïdentifiseer en gerapporteer word. Hierdie afdeling monitor ook die amptelike gebruik van **vervoer** in staatsvoertuie op die perseel. Laastens is die afdeling verantwoordelik vir die bestuur van die prosedures vir **Beroepsgesondheid en Veiligheid**.

WKBD personeel (2020/21 – 2021/22)



- Permanent
- Begunstigdes van die Uitgebreide Openbare Werke Program (UOWP)
- Program vir die bevordering van die Jeug (PAY) interns

REGISTRASIE

Die Registrasie-afdeling is verantwoordelik vir alle rekords en die liassing van al die dokumente van die Biblioteekdiens. Hierdie afdeling is daarvoor verantwoordelik dat alle prosedures, reëls en regulasies asook wetgewing rakende rekordbestuur nagekom word.

MUNISIPALE ONDERSTEUNINGSDIENSTE



Munisipale Ondersteuningsdienste, 'n subdirekoraat van die Wes-Kaapse Biblioteekdiens, bestuur die Voorwaardelike Toekenning vir Gemeenskapsbiblioteke, Munisipale Vervangingsbefondsing en die Metrobiblioteektoekenning. Die afdeling ondersteun ook biblioteekdienste op munisipale vlak deur fondse toe te wys en oor te dra en die besteding deur munisipaliteite te monitor. Hulle staan ook munisipaliteite by deur hulle met die nodige kennis en vaardighede toe te rus ten einde die fondse oordeelkundig te bestee. Die funksies van hierdie subdirekoraat word deur twee afdelings bestuur, naamlik Verbetering van Openbare Biblioteke en Munisipale Befondsing.

VERBETERING VAN OPENBARE BIBLIOTEKE

Die afdeling Verbetering van Openbare Biblioteke is verantwoordelik vir projekte wat hoofsaaklik deur die Voorwaardelike Toekenning vir Biblioteke befonds word. Hierdie projekte sluit die volgende in:

- nuwe biblioteke
- biblioteekopgraderings
- die Verbindingsprojek vir Plattelandse Biblioteke (RLCP) in samewerking met die provinsiale Breëbandinisiatief
- Die Biblioteekhoekies vir Blindes (“Library Corners for the Blind”) in samewerking met die Suid-Afrikaanse Biblioteek vir Blindes.

Sommige projekte word sentraal en ander in samewerking met munisipaliteite bestuur.

Gedurende die oorsigjaar het een nuwe biblioteek 'n internetverbinding ontvang. Dit bring die totale aantal

biblioteke met 'n internetverbinding op 229 te staan. Die meeste van hierdie biblioteke is deel van die Wes-Kaapse Regering se Breëbandinisiatief (186 van die plattelandse biblioteke) en 44 biblioteke is deel van die Mzansi Biblioteke Aanlyn-projek.

Die Suid-Afrikaanse Biblioteek vir Blindes-projek was in 'n diensverbeteringsjaar met geen nuwe persele wat bygevoeg is, maar gesiggestremde gemeenskappe rondom bestaande persele is opgelei en bemagtig om die spesiale IT-toerusting te gebruik.

MUNISIPALE BEFONDSING

Voorwaardelike Toekenning

Die doel van die Voorwaardelike Toekenning vir Gemeenskapsbiblioteke is om stedelike en plattelandse gemeenskapsbiblioteekinfrastruktuur, fasiliteite en dienste te transformeer deur 'n herkapitaliseerde program op nasionale, provinsiale en plaaslike regeringsvlak.

'n Bedrag van R188,862,000 in Voorwaardelike Toekenning -befondsing is gedurende die 2021/22-boekjaar ontvang. Uit hierdie begroting is R178,866,000 na 19 munisipaliteite in die provinsie oorgeplaas om vir openbare biblioteekpersoneel te betaal, meubels en toerusting aan te koop, nuwe biblioteke te bou en bestaande biblioteke op te gradeer en in stand te hou. Hierdie fondse is bestee om die onbefondsde mandaat vir biblioteke in die Provinsie te takel.

Die volgende twee tabelle toon die toekenning van Voorwaardelike Toekenning -befondsing (Tabel A) en die aktiwiteite wat deur die fonds gefinansier word (Tabel B).

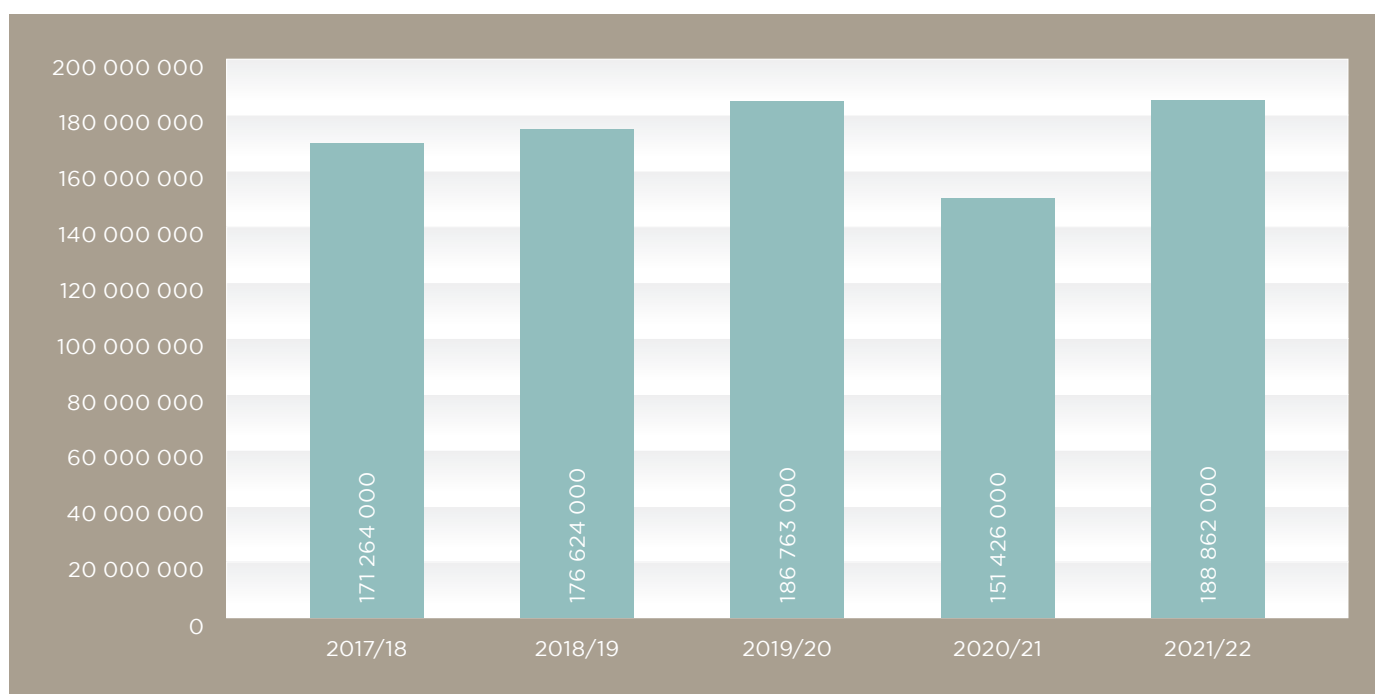
Tabel A: Toekenning van Voorwaardelike Toekenning-befondsing (2020/21 - 2021/22)

	2020/21	2021/22
Totale toekenning van Voorwaardelike Toekenning	R151 426 000	R188 862 000
Totale bedrag oorgedra na munisipaliteite (Personeel, nuwe biblioteke, biblioteekopgraderings, instandhouding en meubels)	R144 334 000	R178 866 000
Biblioteekmateriaal aangekoop	R1 833 532	R3 224 775
Suid-Afrikaanse Biblioteek vir Blindes-projek	R1 200 000	R1 200 000
Toekenningbestuur in die Departement (lopende koste: personeel, goedere en dienste)	R4 058 468	R5 571 225

Tabel B: Aktiwiteite gefinansier deur die Voorwaardelike Toekenning-befondsing (2020/21 - 2021/22)

	2020/21	2021/22
Aantal biblioteekmateriaal items aangekoop	12 095	32 294
Nuwe biblioteke gebou	0	1
Opgraderings aan bestaande biblioteke afgeteken	0	0
Aantal personeel in openbare biblioteke befonds	656	608
Aantal munisipaliteite wat oordragbetalings ontvang	21	19
Aantal nuwe biblioteke met IKT-infrastruktuur	1	1
Aantal samewerkingsprojekte met die Suid-Afrikaanse Biblioteek vir Blindes befonds om spesiale dienste vir gesiggestremdes te skep	1	5
Aantal openbare biblioteke met internettoegang (kumulatief)	228	229

Voorwaardelike Toekenning-begroting (2017/18 - 2021/22)



Die onbefondsde mandaat vir biblioteke in hierdie kategorie B1- en B2-munisipaliteite is gedurende die 2021/22-boekjaar getakel deur middel van voorwaardelike toekennings:

B1-munisipaliteite	B2-munisipaliteite
Drakenstein	Breedevallei
George	Knysna
Mosselbaai	Oudtshoorn
Stellenbosch	Overstrand
	Saldanhabaai

Munisipale Vervangingsbefondsing

Die doel van die Wes-Kaapse regering se Munisipale Vervangingsbefondsing (MVB) is om munisipale belegging in biblioteekdienste aan te vul en om die toekomstige professionele lewering en ontwikkeling van sulke dienste in die vyftien B3-munisipaliteite van die Wes-Kaap te onderhou. In die 2021/22-boekjaar is R85,087,000 van die Provinsiale Tesourie ontvang. Hiervan is R82,308,000 na die 15 munisipaliteite oorgeplaas. In totaal is 96,7% van die begroting bestee.

Begroting (2021/22)

	2021/22
Begroting	R85 087 000
Oordragte na 15 munisipaliteite	R82 308 000
Toekenningsbestuur (lopende koste: personeel, goedere en dienste)	R2 779 000

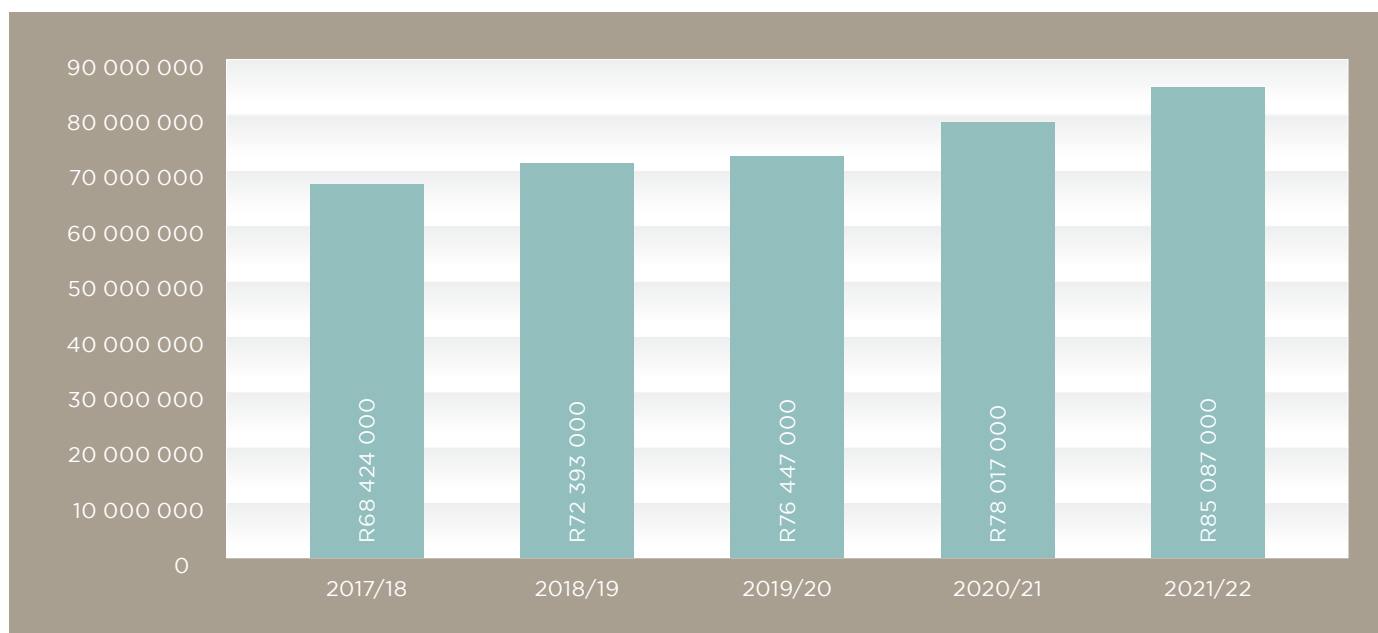
Aktiwiteite befonds deur MVB (2021/22)

	2021/22
B3-munisipaliteite	15
Aantal munisipaliteite wat oordragbetalings ontvang	15
Biblioteekpersoneel deur vervangingsbefondsing vergoed	240
Moniteringsbesoeke	46

Die munisipaliteite wat hieronder gelys word, word as B3-munisipaliteite in die Wes-Kaap geklassifiseer en put voordeel uit Munisipale Vervangingsbefondsing:

Beaufort-Wes	Hessequa	Prins Albert
Bergrivier	Kannaland	Swartland
Bitou	Laingsburg	Swellendam
Kaap Agulhas	Langeberg	Theewaterskloof
Sederberg	Matzikama	Witzenberg

Munisipale Vervangingsbefondsing-begroting (2017/18 - 2021/22)



Internetverbinding vir plattelandse biblioteke Internet connectivity for rural libraries

Altesaam R7,188,763 is gedurende die oorsigjaar aan IKT-infrastruktuur bestee, waarvoor die befondsing uit die breëbandtoekenning in die billike aandeel van die Biblioteekdiensbegroting voorsien is.

Besteding aan IKT-infrastruktuur in biblioteke (2017/18 – 2021/22)

2017/18	R6 491 000
2018/19	R7 152 000
2019/20	R7 252 000
2020/21	R2 284 000
2021/22	R7 188 763

Breëbandverbinding

Die internetverbinding van 186 (69,4%) plattelandse biblioteekdienspunte is aan die einde van die 2021/22-boekjaar en sedert die aanvang van die projek in 2015 na breëband gemigreer. As gevolg van die hertoekenning en oordrag van fondse aan die Wes-Kaapse regering hulpverleningsprojekte is geen nuwe biblioteekdienspunte gedurende die 2021/22-boekjaar na breëband gemigreer nie.

Metro biblioteektoekenning

Die Metro biblioteektoekenning is 'n fonds van die Wes-Kaapse regering wat daarop gemik is om die Stad Kaapstad se besteding aan biblioteekinfrastruktuur aan te vul. In 2021/22 het die toekenning R5,400,000 beloop en die volle bedrag is oorgeplaas.

OPSOMMING VAN STATISTIEK

	2020/21	2021/22
Wes-Kaapse bevolking	7 113 776	7 212 142
Openbare biblioteke in die Wes-Kaap	374	375
Geregistreeerde gebruikers van openbare biblioteke	685 458	628 918
Totale aantal biblioteekitems wat gesirkuleer is	3 423 071	6 857 285
Oudiovisuele sirkulasie	66 085	183 670
OverDrive sirkulasie (e-boeke)	0	34 203
OverDrive sirkulasie (audioboeke)	0	3 205
Items van biblioteekmateriaal in provinsiale voorraad	5 658 173	5 539 606
Besoeke aan biblioteke deur provinsiale personeel	477	1 107
Nuwe biblioteekmateriaalitems verwerk	32 094	35 382
Opleidingsprogramme aan openbare biblioteke	15	15
Munisipaliteite bedien	25	25
Streke	15	15
Promosieprojekte	9	11
Items van biblioteekmateriaal aangekoop (boeke en oudiovisueel)	125 790	146 083



IZIQULATHO

49 IMBULAMBETHE

50 ISIMO

51 Isimo saBemi kwiNtshona Koloni

52 ISABELOMALI

53 ABALAWULI BEMIMANDLA

53 Iindawo Zokunikezelwa kweenkonzo zamaThala eeNcwadi kaWonkewonke

- Iindawo zokunikezelwa kweenkono kwinkalo yolawulo nganye
- Amathala eencwadi kummandla ngamnye
- Amaziko amatsha nalungisiweyo amathala eencwadi

54 Iinkcukachamanani

- Ubulungu
- Ukubolekisa
 - Ukubolekisa ngeencwadi ngokohlobo ngonyaka
 - Ukusetyenziswa kwezinyaniso
 - Ukubolekisa ngempahla yamathala eencwadi ephulaphulwayo nebukelwayo
 - I-OverDrive
 - Iindawo ezili15 eziphambili zokunikezelwa kweenkonzo zamathala eencwadi ezinamanani aphezulu okubolekisa
 - Ukubolekisa ngempahla yamathala eencwadi kumasipala ngamnye
- Istokhwe sisonke samathala eencwadi
- Amathala eencwadi kawonkewonke: iinkqubo zokufikeleleka

62 ABALAWULI ABAPHEZULU

62 eleMpahla yamaThala

62 Icandelo leeNkonzo zoBuchwepheshe

- Inkxaso kwinkqubo yeSLIMS
- Ukukhathaloga
- Amalungiselelo

63 Iinkonzo zeeNkcukacha

- IiRefrensi eziNkulu (SN)
- EzingoPapasho nokuPhakamisa izinga
- Ezipapashiweyo

65 ICandelo lezoLawulo lwamaThala eeNcwadi

65 IRejistri

66 ICANDELO LEENKONZO ZENKXASO YOOMASIPALA

66 Icandelo elingokuVuselelwa kwamaThala eeNcwadi kaWonkewonke

66 INkxasomali kooMasipala

- iNkxasomali eneMiqathango
- iNkxasomali kaMasipala eThabatha indawo yeNye
- iNkxasomali kaMasipala oMbaxa

69 Isishwankathelo seenkcukachamanani

ABALAWULI



uCecilia Sani
nguMlawuli


ABALAWULI ABAPHEZULU



uPieter Hugo
nguSekela Mlawuli



uNeville Adonis
nguMncedisi Mlawuli,
kwiiNkonzo
zeeNkcukacha



uStanley Jonck
nguMncedisi Mlawuli,
kwezeziKhethiweyo



uBradley Meyer
nguMncedisi Mlawuli,
kwiiNkonzo
zezoBugcisa



uMichelle Hendricks
nguMncedisi Mlawuli,
kwiiNkonzo zoLawulo
lweNkxaso kumaThala
eeNcwadi

IINKONZO ZENKXASO KAMASIPALA



uRonel Mouton
nguSekela Mlawuli



uYvette Herbst
nguMncedisi Mlawuli,
kwiNgingqi yoLawulo
yeCape Winelands
ne- Overberg



uJongihlanga Mbanga
nguMncedisi Mlawuli,
kwiNgingqi yoLawulo
ye-Eden
noMbindiKaroo



uSelvyn Booyesen
nguMncedisi Mlawuli,
kwiNgingqi yoLawulo
yoNkweme
olukwiNtshona



uLeonard Fortuin
nguMncedisi Mlawuli,
kwiNgingqi yoLawulo
kaMasipala oMbaxa

MUNISIPALE ONDERSTEUNINGSDIENSTE



uCarmen Lucas
nguSekela Mlawuli



uMbulelo Simema
nguMncedisi Mlawuli,
kwezeNkxasomali
kaMasipala



uEthney Links
nguMncedisi Mlawuli,
kwezoVuselelo
lwamaThala eeNcwadi

Qonda: Zonke izibalo-manani ezikolu Hlalutyo Lonyaka lubonakalisa izibalo-manani zonyaka-mali hayi izibalo-manani zonyaka wekhalenda.

IMBULAMBETHE



Icandelo leeNkonzo zamaThala eeNcwadi kwiNtshona Koloni linikezela ngolu Hlalutyo loNyaka luka2021/22 njengobungqina bokuqhuba kwenkqubo yokunikezelwa kweenkonzo unyaka lo wonke. Olu papasho longezelela kwiNgxelo yoNyaka ka2021/2022 yeSebe leMicimbi

yeNkcubeko neMidlalo leNtshona Koloni (iDCAS) njengoko lunikezelwe ngokwemigaqo yecandelo 40(1)(d) lePublic Finance Management Act, (iPFMA) 1 ka1999.

Olu Hlalutyo loNyaka lususixhobo esilulutho sophando neenkukacha kumathala eencwadi kawonkewonke, kubaphathi bamathala eencwadi kwakunye namahlakani kwinkalo yeNkonzo yamaThala eeNcwadi neeNkcukacka. Lunikezela ngeenkukacha zezibalomanani, iigrafu, izipredishiti, kwakunye nohlalutyo lweenkcukacha zegalelo lecandelo lamathala eencwadi kawonkewonke ngokubanzi.

Siyathemba luya kuninika ulwazi oluphangaleleyo ngeenzuzo kunye nemingeni esithe sagagana nayo kweli thuba.

Ezona nto zibe phambili kwiinzuzo zethu zibandakanye ukuqosheliswa kwanokuvulwa ngokusesikweni kweThala leeNcwadi leeModyuli laseBrandwag kuMasipala waseMossel Bay; ukugqityezelwa kwephulo lokuPhuculwa kweThala leeNcwadi likaWonkewonke laseNoordhoek eliseVelddrif, kuMasipala waseBergrivier ndawonye nokuvulwa kweziko elitsha, iThala leeNcwadi likaWonkewonke laseHoeko, ngomhla wesine kweyoKwindla ka2022 kuMasipala waseKannaland.

Ngapha koko, kwathi kwasekwa amaThala eeNcwadi amaNcinci eeMfama ePacaltsdorp, eSwellendam, eKnysna, eHornlee nakwiThala leeNcwadi likaWonkewonke laseKranshoek; kwathi kwanikezelwa iziseko zophuhliso zoBuchwepheshe boLwazi noNxibelelwano (i-ICT) kwithala leencwadi likawonkewonke lase-Elim eCape Agulhas, kube ngoko kuziswa inani elipheleleyo lamaziko ane-intanethi esimahla, anxityelelaniswa ngokwePhulo lokuNxibelelanisa amaThala eeNcwadi aseziLalini, kuma229; phandonzulu lweZimo zoLuntu lokuHlala

zika2021 lwathi lwaqosheliswa; kwanangokuthi kuya kuthi ga ekupheleni kwenyanga yoKwindla ka2022, icandelo leeNkonzo zamaThala eeNcwadi lalineendawo zokunikezelwa kweenkonzo ezingama375 kweli phondo.

Ndingathanda ukubulela abasebenzi besebe naboomasipala ngokusoloko bezinikele kwinkqubo yokuhanjiswa kwenkonzo yamathala eencwadi kawonkewonke kubo bonke abantu abakwiNtshona Koloni kwanangokuthi basincedise sizigcine sinoluvo lwesimo sophicothozincwadi olungenamakhwiniba kwisithuba seshumi leminyaka elandelelanayo.

Sibulela kakhulu kuMphathiswa, uNksz. Anroux Marais, kwanakwiNtloko yethu yeSebe, uMnu. Guy Redman, ngesikhokelo esihle, umkhombandlela ndawonye nenkxaso engagungqiyo obusoloko uyinikezela kwicandelo leNkonzo yamaThala eeNcwadi kwanakwicandelo leenkonzo zamathala eencwadi nolwazi ngokubanzi.

nguCecilia Sani
uMlawuli, weCandelo leeNkonzo zamaThala eeNcwadi
kwiNtshona Koloni

ISIMO

Umbono weSebe leMicimbi yeNkcubeko neMidlalo

yiNtshona Koloni enoluntu olubumbeneyo, eneengcamango zobugcisa, edlamkileyo nenxibelelanayo.

Umnqophiso weSebe leMicimbi yeNkcubeko neMidlalo

Kukukhuthaza ukugqwesa kwanobumbano kwimidlalo nakwinkcubeko ngokuthi kusetyenziswe ngendlela elulutho, esemgangathweni nenozinzo izibonelelo zethu kwanangokwamatyathanga entsebenziswano obugcisa nabanye. Ekusondeleni ekugqweseni, iSebe liya kudala iimeko zokufikelela kwanokuthatyathwa kwenxaxheba luluntu ngokubanzi, ukubhaqwa kwetalente kwakunye nophuhliso lwezakhono.

AmaNqaku esiCwangcisoqhingha, iNjongo kunye neMisebenzi yecandelo leeNkonzo zamaThala eeNcwadi kwiNtshona Koloni

Phakathi kwesikhokelo sombono nomnqophiso weSebe, amanqaku esicwangcisoqhingha secandelo leeNkonzo zamaThala eeNcwadi kwiNtshona Koloni ngala:

- Kukunikezela inkxaso kwanokuvuselela iinkonzo zamathala eencwadi kubo bonke abemi beNtshona Koloni
- Kukuphuhlisa, ukuguqula kwanokuphakamisa iinkonzo enozinzo yamathala eencwadi neyolwazi. Oku ke kufaka igalelo ekwakhiweni kwesizwe, kulawulo oluhle kwanasekubandakanyweni koluntu kwanokuphuhlisa kwesakhono soluntu ndawonye nokukhula okuzinzileyo koqoqosho kwakunye namathuba.

Iinjongo zesicwangcisoqhingha secandelo leeNkonzo yamaThala eeNcwadi kwiNtshona Koloni kukuncedisa oomasipala ekunikezelweni kweenkonzo zamathala eencwadi kawonkewonke kwiNtshona Koloni kwanokunikezela iinkonzo zamathala eencwadi nezolwazi:

- ezisimahla, ezisekelwe kumakulinganwe nezifikelelekayo
- ezivulela izidingo zoluntu zolwazi nokufunda
- eziphakamisa inkcubeko yokufunda, ukusetyenziswa kwamathala eencwadi kwakunye nobomi bokufunda.

Imisebenzi yecandelo leeNkonzo yamaThala eeNcwadi kwiNtshona Koloni yile:

- ukufumana impahla entsha yamathala eencwadi
- Ukusetyenziswa ngendlela kwempahla yamathala eencwadi
- Kukunikezela ngempahla nezixhobo zamathala eencwadi ndawonye nesikhokelo esisiso kumathala eencwadi kawonkewonke
- Kukuqinisekisa ukuba iingqokelela ezikumathala alo eencwadi angama375 zihlala zisemgangathweni yaye zihlaziyekile
- Kukuzinikela kuhlalutyo lwezidingo, yaye ngentsebenziswano namathala eencwadi kawonkewonke, abalaLawuli bemimandla ukuba banikezele ngeenkqubo zoqeqesho
- Kukuphakamisa ukusetyenziswa kwempahla yamathala eencwadi
- Kukunikezela ngenkonzo eyodwa yeenkcukacha ngokweCandelo layo leeRefrensi eziNkulu ze lizinikele kuphandonzulu oludingekayo
- Kukugcina inkqubo yamathala eencwadi esekelwe kwiikhompyutha neenkcukacha
- Kukuzinzisa kwanokuxananazisa iPhulo lokuNxibelelaniswa kwamathala eeNcwadi aseziLalini (iRLCP) enikezela ngeentlobo ngeentlobo zonxibelelwano ngonxibelelwano lwe-intanethi olusimahla kumathala eencwadi kawonkewonke asezilaini. Oku ke kuyinxalenye yenkqubo yeNkxasomali eneMiqathango yamaThala eeNcwadi oLuntu lokuHlala
- Kukukhululwa kweLinge leBroad Band likaRhulumente weNtshona Koloni
- Kukwenza iintlawulo eziphuma kwimali yeNkxasomali eneMiqathango koomasipala kugxilwe ikakhulu ekubambisaneni ngokunikezela inkxaso ngokwasezimalini abasebenzi bamathala eencwadi kawonkewonke kwanokwakhiwa kwamathala eencwadi amatsha okanye ukuphuculwa kwamathala eencwadi kawonkewonke
- Ukwenziwa kweentlawulo kwiNgxowamali eThabatha indawo yeNye yeSebe leMali lePhondo (iMRF) ngenjongo yokuncedisa amathala eencwadi akoomasipala abanguB3 ukuze kuqaliswe ukuqwalaselwa umba wokungabikho kwenkxasomali.

iMithetho, iMigaqo, imiMiselo kunye neziCwangcisoqhingana zePhondo

Le mithetho ilandelayo inefuthe kwicandelo leNkonzo yamaThala eeNcwadi kwiNtshona Koloni:

- **UMgaqosiseko weRiphabliki yoMzantsi Afrika, ka1996 (uMthetho 108 ka1996)**

iSihlomelo 5: amathala eencwadi (ngaphandle kwamathala eencwadi esizwe) asisigunyaziso esisodwa sikarhulumente wephondo.

- **UMthetho kaMasipala wamaThala eeNcwadi ePhondo, ka1981, uMthetho kaMasipala 16 ka1981**

Ngokwasezimbini ukunikezelwa kwenkonzo yamathala eencwadi yayiyinkonzo ekubanjiswene ngayo phakathi kwamaphondo noomasipala ngokwemigaqo yalo mthetho kamasipala ungentla. Kwathi kwadalwa isigunyaziso esingahambi nankxasomali nguMgaqosiseko woMzantsi Afrika (uMthetho 108 ka1996) onikezela umsebenzi wenkalo yamathala eencwadi njengenkalo eyodwa yamaphondo ngokwemithetho, kodwa ngaphandle kwenkxasomali elandela ngenkxaso eyiyo le misebenzi.

IDCAS, ngoncedo lweSebe leMicmbi yeNkcubeko neMidlalo, uBugcisa neNkcubeko kunye neSebe lethu leMali kwiPhondo, iyawuqwalasela umba wesigunyaziso esingafumani nkxasomali ngale Nkxasomali eneMiqathango, iNgxowamali yooMasipala eThabatha indawo yeNye ndawonye neNgxowamali kaMasipala oMbaxa, ngokuthi kuxhaswe ngemali ngokugqibeleleyo ishumi elinesihlanu loomasipala abanguB3 ze kunikezelwe inkxasomali evakalayo kwabo masipala baseleyo banguB1 noB2 kwakunye nenkxaso engagqibelelanga kuMasipala oMbaxa.

Njengesiphumo soku ke, oomasipala bayaqhuba nokunikezela inkonzo esisikhokelo, ngelixa iSebe lePhondo nalo liqhuba nokuthabatha inxaxheba kwiinkqubo zokwehliswa kweendleko namaxabiso ngokuthi kuthungelaniwe inkqubo yeentengo, ukuchonga, ukuqulunqwa kweencwadi, ukukhathaloga, ukusasaza, ukuphucula nokuxhasa ngemali amathala eencwadi amatsha kwiphondo ngokubanzi.

- **UMthetho iWestern Cape Languages Act, ka1998, noMgaqonkqubo weLwimi kwiNtshona Koloni, ka2005**

lilwimi ezisesikweni, isiBhulu, isiNgesi nesiXhosa zisetyenziswa ngokulingana yaye zonwabele ukulingana.

Isimo saBemi kwiNtshona Koloni

Unyaka	2021	2022
Abemi	7 113 776	7 212 142
Isabelo/uMyinge wabemi boMzantsi Afrika bebonke	11.8%	11.9%
Ukusasazeka ngokobudala		
• 0-4	8.15%	8.13%
• 5-9	8.01%	7.82%
• 10-19	15.44%	15.61%
• 20-59	57.96%	57.7%
• 60-100	10.44%	10.74%
Ukusasazeka ngokwesini		
• Isikhomokazi	50.64%	50.65%
• Isiduna	49.36%	49.35%
Ubukhulu bephondo ngokweem²	129 462	129 462
Abemi boMzantsi Afrika bebonke	60 142 978	60 604 992

Imvelaphi yeenkcukacha: Iintlekelelo zaBemi zaPhakathi eNyakeni ka2022 zeStats SA

ISABELOMALI

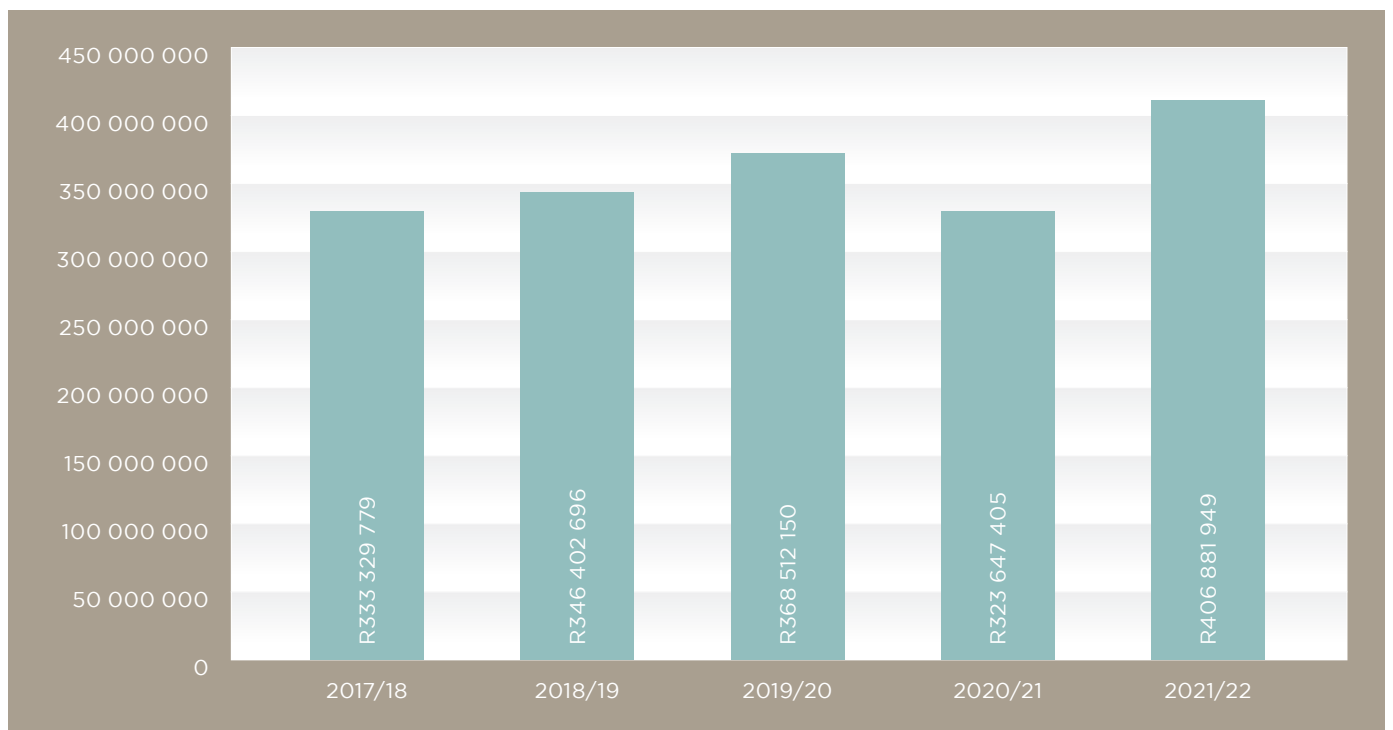
Inkcitho yecandelo leeNkonzo zamaThala eeNcwadi kwisithuba seminyaka emihlanu edlulileyo ibonisa eyona nkcitho. Inkcitho yonyakamali u2021/22 iquka le yeNkxasomali eneMiqathango, iNgxowamali kaMasipala eThabatha indawo yeNye kwakunye neNkxasomali yamaThala eeNcwadi kaMasipala oMbaxa.

Inkcitho yecandelo lamaThala eeNcwadi ku2021/22

(eyona nkcitho)

iNkonzo yamaThala eeNcwadi	R127 532 949
iNkxasomali kaMasipala oMbaxa	R5 400 000
iNkxasomali kaMasipala eThabatha indawo yeNye	R85 087 000
iNkxasomali eneMiqathango	R188 862 000
Iyonke	R406 881 949

iSabelomali sisonke: iNkonzo yamaThala eeNcwadi (2017/18 – 2021/22)



ABALAWULI BEMIMANDLA



Abalawuli bemiMandla, icandelwana lezolawulo lecandelo leeNkonzo zamaThala eeNcwadi kwiNtshona Koloni, lineenkalo zolawulo ezine, ezizezi: iCape Winelands, i-Eden/ uMbindiKaroo, uNxweme olukwiNtshona noMaisipala oMbaxa, eziphethe amathala eencwadi emimandla alishumi elinesihlanu. bezingama375 iindawo ezinikelwa kuzo iinkonzo kwisithuba solu hlaluty. Ibinzana elithi iindawo ekunikezelwa kuzo iinkonzo zamathala eencwadi, ligama eliquka amathala eencwadi kunye namazibuko. Igama elithi "ithala leencwadi" libhekisa kwiziko likawonkewonke okanye loluntu lokuhlala elinengqokelela efanelekileyo yamaxwebhu elimiselwe libhunga likamasipala ukuba linikezele ngeenkono zethala leencwadi kubo bonke abantu abahlala kuloo ngingqi kamasipala. Igama elithi "izibuko" libhekisa kwithala leencwadi elayamene necandelo leeNkonzo zamaThala eeNcwadi kwiNtshona Koloni, kodwa eliphantsi kolawulo lwequmrhu elingengomasipala, umzekelo, icandelo leeNkonzo zoLuleko kunye/okanye naliphi na elinye iqumrhu. Eyona misebenzi iphambili yemimandla kukunikezela ngamaxwebhu kunye nezixhobo zamathala eencwadi kumathala eencwadi kawonkewonke, isikhokelo sezobngcali kwakunye noqeqesho kumagosa amathala eencwadi kawonkewonke kwanokuncedisa ekwakhiweni kwamaziko amathala eencwadi.

IINDAWO ZOKUNIKEZELWA KWEENKONZO ZAMATHALA EENCWADI KAWONKEWONKE

Iindawo zokunikezelwa kweenkono kwinkalo yolawulo nganye

Ukwahlulahlulwa kweendawo ekunikezelwa kuzo iinkonzo zenziwe iinkalo zolawulo kubonakaliswa kule theyibhile ingezantsi apha.

Inkalo yoLawulo	amaThala eeNcwadi	amaZibuko	Iyonke
yiCape Winelands	77	11	88
yi-Eden/nguMbindiKaroo	82	3	85
IuNxweme olukwiNtshona	82	13	95
nguMasipala oMbaxa	103	4	107
Iyonke	344	31	375

Amathala eencwadi kummandla ngamnye

Iindawo ekunikezelwa kuzo iinkonzo zamathala eencwadi zisasazwe kule mimandla ilishumi elinesihlanu:

	amaThala eeNcwadi	amaZibuko	Iyonke
kwiCape Winelands			
eHermanus	21	5	26
eSwellendam	31	0	31
eVostile	25	6	31
Iyonke	77	11	88
Kwi-Eden/kuMbindiKaroo			
eBhobhobho	14	0	14
eGeorge	25	3	28
eMossel Bay	28	0	28
eThsoreni	15	0	15
Iyonke	82	3	85
kuNxweme olukwiNtshona			
eSaldanha	32	1	33
eStellenbosch	28	11	39
eVanrhynsdorp	22	1	23
Iyonke	82	13	96
kuMasipala oMbaxa			
eBlaauwberg	9	0	9
eKapa	33	0	33
eFalse Bay	15	1	16
kumaZantsi	18	2	20
eTygerberg	28	1	29
Iyonke	103	4	107
Iyonke iphelele	344	31	375

Amaziko amatsha nalungisiweyo amathala eencwadi (ku2021/2022)

Lo nyaka siwushukuxayo ubone kuvulwa iziko elinye elitsha lethala leencwadi: iTThala leeNcwadi likaWonkewonke laseHoeko (elikuMasipala waseKannaland). Kwathi kwalungiswa iTThala leeNcwadi likaWonkewonke laseBrandwag (elikuMasipala waseMossel Bay) kunye neThala leeNcwadi likaWonkewonke laseNoordhoek (elikuMasipala waseBergrivier).

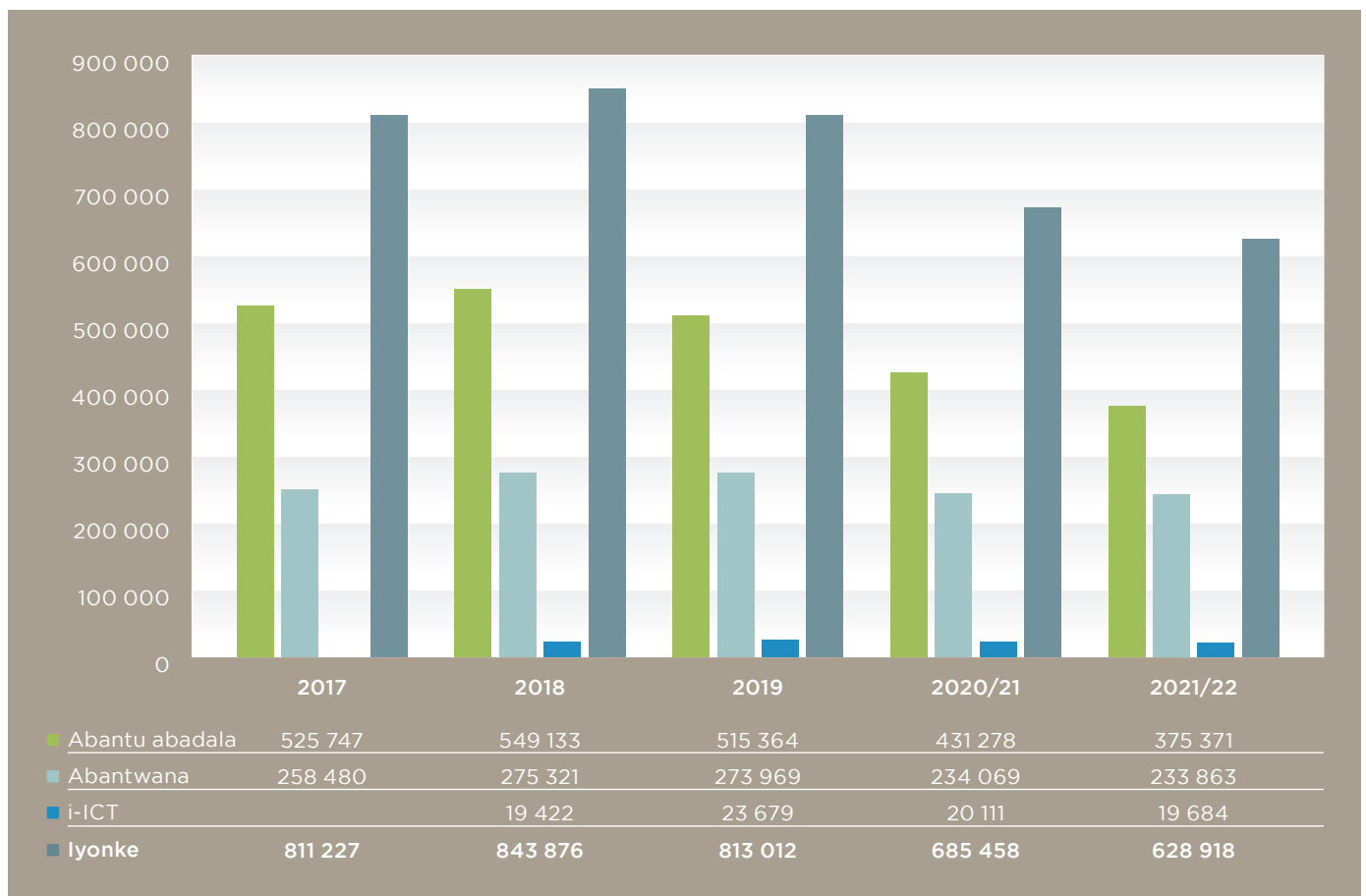
IINKCUKACHAMANANI

Qwalasela ukuba zonke iinkcukachamanani ezingezantsi apha ziziinkcukachamanani zonyakamali.

Ubulungu

Amanani apheleleyo obulungu bamathala eencwadi kawonkewonke, aquka amalungu ali19 684 ezoBgcisa bezoNxibelelwano neeNkcukacha (i-ICT), ehle nge8.3% kunyakamali u2021/22.

Ubulungu kumathala eencwadi (2017 - 2021/22)



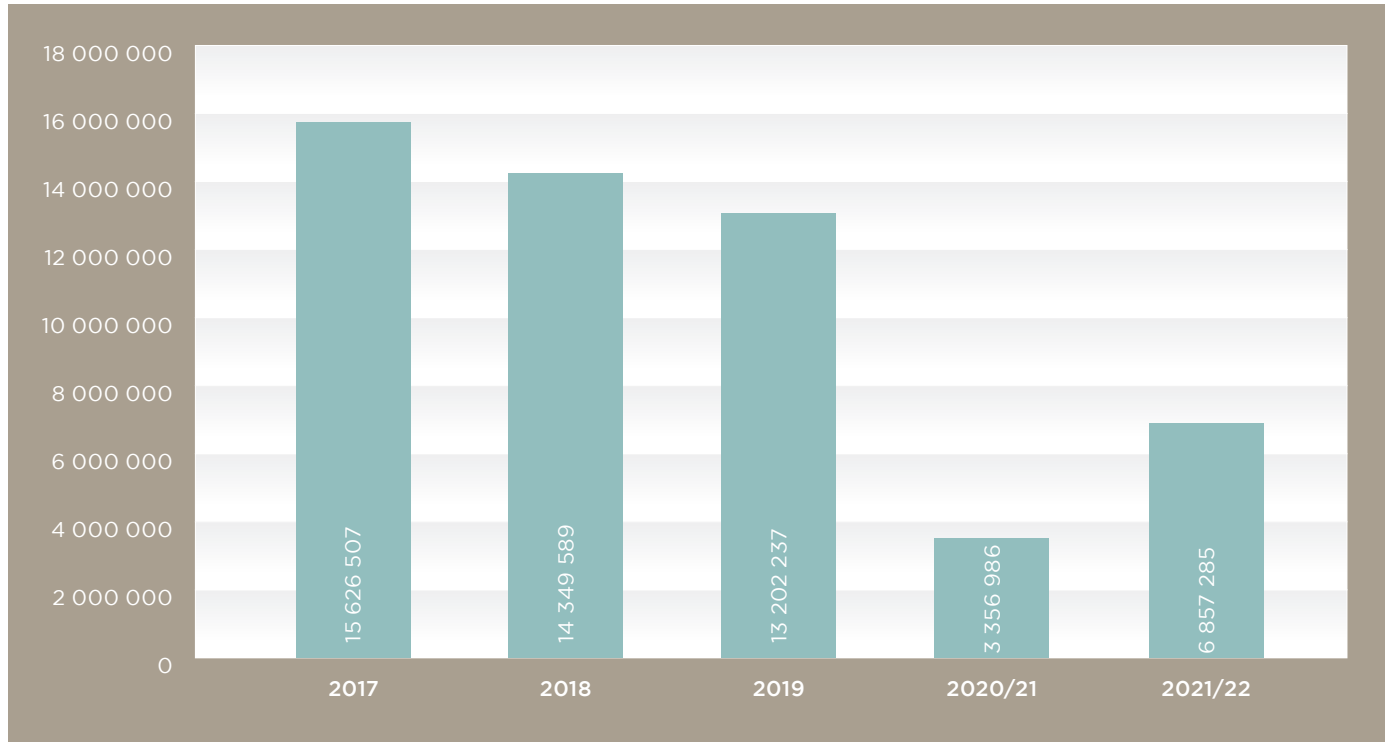
Ubulungu bubonke kumasipala ngamnye

uMasipala	2017/18	2018/19	2019/20	2020/21	2021/22
iBhobhofolo	8 537	8 101	4 509	8 395	8 749
iLaingsburg	1 780	1 727	1 944	1 579	1 680
iPrins Albert	4 057	3 245	3 060	2 899	3 120
iSixeko saseKapa	342 183	352 497	323 203	216 766	163 879
iGeorge	52 347	50 366	50 965	49 055	50 588
iKnysna	25 964	28 255	28 249	27 596	28 827
iBitou	13 373	14 001	16 838	15 659	16 246
i-Overstrand	22 506	18 089	17 242	16 542	16 402
iTheewaterskloof	6 572	9 128	9 040	7 838	9 920
iHessequa	14 773	15 102	15 354	14 424	15 316
iMossel Bay	28 833	30 284	31 060	28 682	27 838
iKannaland	3 924	3 742	4 613	4 252	4 548
iThsoreni	13 319	13 460	16 073	13 918	13 460
iBergrivier	10 417	13 005	13 530	14 743	12 881
iSaldanha Bay	15 821	18 091	18 386	20 000	20 816
iSwartland	16 981	16 195	12 713	11 276	11 899
iDrakenstein	93 455	97 752	101 057	97 554	95 882
iStellenbosch	28 219	30 572	31 574	26 228	20 914
iLangeberg	22 025	23 470	24 476	21 506	18 462
iCape Agulhas	11 526	14 050	14 334	12 155	11 003
iSwellendam	3 241	5 447	4 992	8 669	9 136
iBreede Valley	32 371	35 931	27 725	27 832	27 297
iWitzenberg	27 610	29 950	29 360	22 029	22 043
iMatzikama	7 048	6 335	7 322	6 782	6 641
iCederberg	4 345	5 081	5 393	5 447	5 005
Iyonke	811 227	843 722	813 012	681 826	622 552

Ukubolekisa

Ukubolekisa ngamaxwebhu amathala eencwadi aphaathekayo kwenyuke ngomyinge we104.3% kunyakamali ophelileyo. Oku kwanda kulinganisekayo kumanani okubolekisa kungenxa ikakhulu yokuphinda kuvulwe amathala eencwadi emva kokuthanjiswa

kwemimiselo yomvandlelandlwinini wesizwe eyayize nentsholongwane icorona. Noxa kunjalo ke, amanani okubolekisa ngamaxwebhu amathala eencwadi asekumazinga ehlayo wona.



Ukubolekisa ngeencwadi ngokohlobo ngonyaka (2016 - 2021/22)

Noxa ukubolekisa kuzo zonke iintlobo zamaxwebhu aphaathekayo kubonakalisa ukwehla kule minyaka imbalwa idlulileyo nje, unyakamali u2021/22 ubonakalise ukwanda ekubolekiseni njengoko amathala eencwadi

kawonkewonke ethe avumeleka ukuba avule emva kokupheliswa komvandlelandlwinini wesizwe obuze nemimiselo yentsholongwane iCovid-19

Unyaka	AF	EF	Ezabadala zesiXhosa	NF	AJF	EJF	Ezeentsatshana zesiXhosa	JNF	Ezingeniswa okwethutyana	ooLindexa
2016	4 918 562	3 850 676	37 484	1 465 790	1 975 531	2 808 734	90 543	628 748	0	476 568
2017	4 658 639	3 716 098	30 573	1 438 307	1 941 824	2 680 718	90 676	631 882	0	437 790
2018	3 977 824	2 906 199	29 434	1 252 185	1 819 033	2 448 970	68 364	470 901	0	400 899
2019	3 896 458	3 126 944	23 756	1 106 197	1 742 225	2 352 910	74 779	518 058	0	360 910
2020/21	1 155 885	845 577	6 089	235 032	399 392	509 065	9 258	105 303	0	91 385
2021/22	2 073 581	1 689 274	12 689	492 091	895 899	1 260 623	35 228	261 714	13 214	122 972

Ukusetyenziswa kweziyinyaniso

Iindawo eziphezulu ezili15 ekunikezelwa kuzo iinkonzo zamathala eencwadi ekusetyenziswa kakhulu kuzo amaxwebhu ayinyaniso (ku-2020/21 - 2021/22)

2020/21	Kusetyenziswa ngokwe%
e-Overhex	56
eKuyasa	54
eZolani	47
kwiZibuko iJan Kriel	45
eCrossroads	45
eHarare Square	44
eFairhills	43
kwiZiko leNkonzo yoLuleko olukuKhuseleko oluMandla laseBrandvlei	43
eMasakhane	42
eBrown's Farm	40
kwiZibuko iHenry Fagan	40
eMoses Mabhida	39
eDunoon	39
eZweletemba	38
eMfuleni	38

2021/22	Kusetyenziswa ngokwe%
kwiZibuko iHenry Fagan	48
kwiZibuko iJan Kriel	41
eMfuleni	39
eHarare Square	39
kwiZiko leNkonzo yoLuleko olukuKhuseleko oluMandla laseBrandvlei	39
kuMbindi	38
eCrossroads	38
eBrown's Farm	36
kwiZiko leNkonzo yoLuleko olukuKhuseleko oluPhakathi A laseDrakenstein	36
eMatjiesfontein	35
eZolani	34
eKhayamandi	33
eMolsvlei	32
eMoses Mabhida	32
kwiZiko leNkonzo zoLuleko loLutsha laseBrandvlei	31

Isishwankathelo seNkonzo yaMathala eeNcwadi eNtshona Koloni ku-2021/22



Iphulo lophando elithe lenziwa:

izimo zoLuntu lokuHlala ku-2021



Ukubolekisa ngempahla ekwiqonga lobuchwepheshe nge-OverDrive:

34 203

iincwadi ezikwiqonga lobuchwepheshe

3 205

eencwadi ezinezandi



angama229 amathala eencwadi

athe anxibelelaniswa kwi-intanethi



Linye ithala leencwadi elithe lavulwa:

liThala leeNcwadi likaWonkewonke laseHoeko¹

Mabini amathala eencwadi athe aphuculwa:

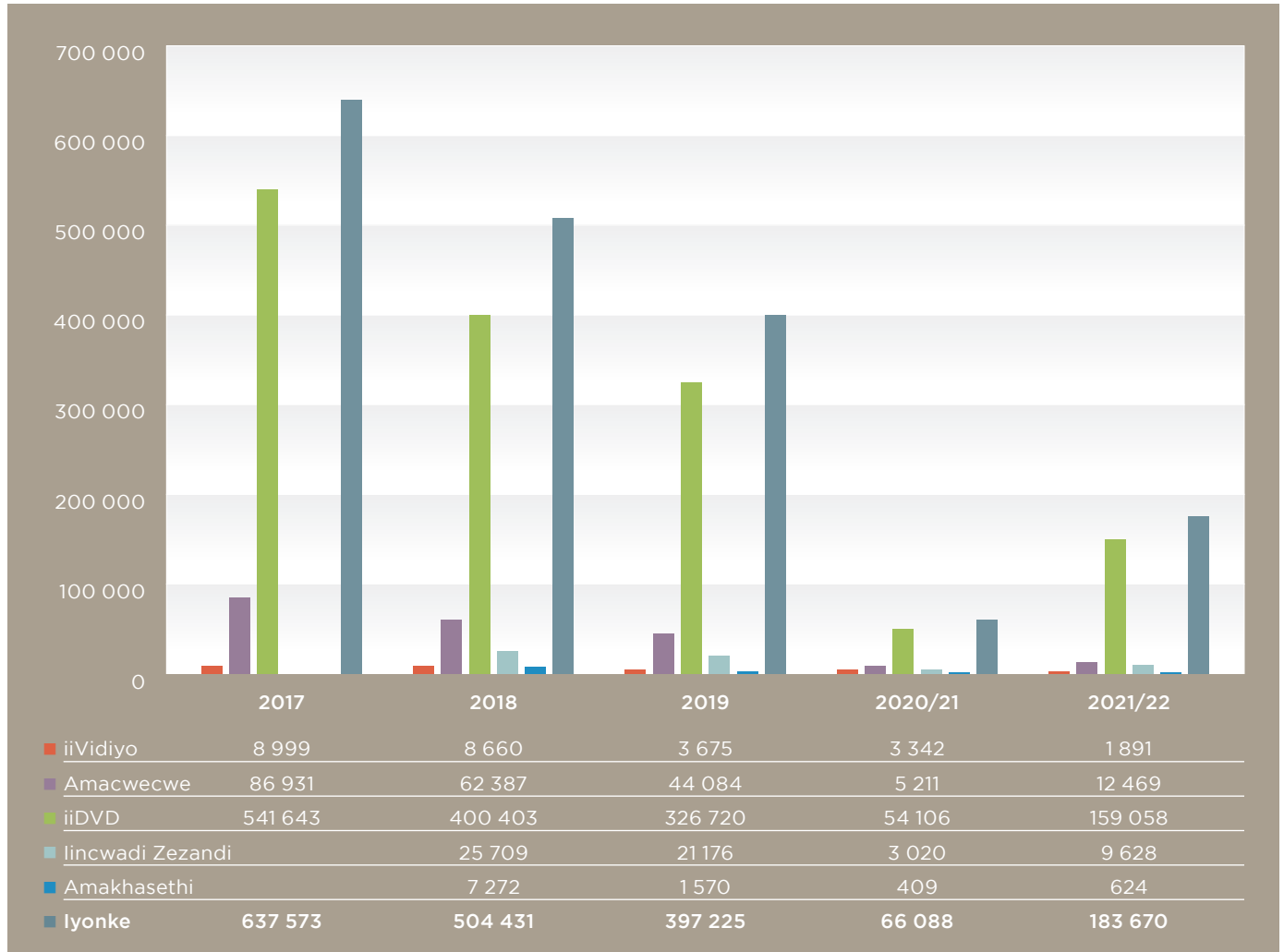
liThala leeNcwadi likaWonkewonke laseBrandwag² kunye nelaseNoordhoek³



Ukubolekisa ngempahla yamathala eencwadi ephulaphulwayo nebukelwayo (ku-2016 - 2021/22)

Emva kokuthankiswa kwemimiselo yomvandlelandlwini kwakunye nokupheliswa kweSimo seNtlekele kwiSizwe njengokusabela kubhubhane iCOVID-19, amathala eencwadi athi avunyelwa ukuba aluvulele uluntu.

Njengesiphumo soko, ukubolekisa ngempahla yamathala eencwadi ephulaphulwayo nebukelwayo kwenyuka ngomyinge we177.9% kunyakamalu u2021/22.



I-OverDrive

I-OverDrive yinkonzo yqsimahla enikezelwalithala lencwadi elitsha eliqhutywa kwiqonga lobuchwepheshe apho iincwadi zobuchwepheshe kunye neencwadi eziphulaphulwayo zenziwa khona zifikeleleke

njengenkonzo esimahla kubo bonke abasebenzi bamathala eencwadi kawonkewonke abakwiNtshona Koloni. I-OverDrive ingafikeleleka kwiLibby App okanye kwiwebhusayithi i-OverDrive <https://westerncape.overdrive.com/>

uMmandla	iiNcwadi zobu-Chwepheshe	lincwadi Zezandi
eBhobhofolo	93	32
eGeorge	2 032	204
eMossel Bay	3 200	120
eThsoreni	72	9
eBlaauwberg	1 751	256
eKapa	3 576	513

uMmandla	iiNcwadi zobu-Chwepheshe	lincwadi Zezandi
eFalse Bay	3 185	303
kumaZantsi	1 693	281
eTygerberg	4 241	605
eHermanus	4 543	378
eSwellendam	2 729	151
eVostile	846	44

uMmandla	iiNcwadi zobu-Chwepheshe	lincwadi Zezandi
eSaldanha	2 759	94
eStellenbosch	2 361	203
eVanrhynsdorp	1 122	12
Lyonke	34 203	3 205

Iindawo ezili15 eziphambili zokunikezelwa kweenkonzo zamathala eencwadi ezinamanani aphezulu okubolekisa

Ithala leeNcwadi likaWonkewonke laseBrackenfell liphinde laba lelona libe nelona nani liphezulu lokubolekisa kwiNtshona Koloni kunyakamali u2021/22, lilandelwa ngemva liThala leeNcwadi likaWonkewonke laseSomerset West nelaseDurbanville. Kunika umdla ke ukuqwalasela ukuba iThala leeNcwadi likaWonkewonke laseTable View, elaseBellville nelaseKraaifontein nawo onyukele kwi15 eliphezulu leendawo zokunikezelwa kweenkonzo zamathala eencwadi ezibolekise kakhulu kunyakamali u2021/22..

ku-2020/21	Ukubolekisa
eBrackenfell	145 714
ePaarl	96 677
eStrand	83 865
eDurbanville	70 355
eHermanus	64 641
eFish Hoek	57 331
eCJ Langenhoven	55 814
eParow	54 595
e-Edgemoed	52 564
eTyger Valley	49 841
eSomerset West	48 288
eMeadowridge	47 599
eHartenbos	46 850
eGeorge	45 785
eVostile	45 058
ku-2021/22	Ukubolekisa
eBrackenfell	276 879
eSomerset West	197 962
eDurbanville	166 391
eStrand	141 318
ePaarl	140 809
eGeorge	137 194
eFish Hoek	120 500
eMeadowridge	116 293
e-Edgemoed	115 232
eTyger Valley	113 647
eHermanus	108 173
eTable View	101 057
eBellville	96 252
eCJ Langenhoven	93 074
eKraaifontein	85 240

Ukubolekisa ngempahla yamathala eencwadi kumasipala ngamnye

Amanani apheleleyo okubolekisa ngempahla ephathekayo, ekumaqonga obugcisa kwakunye naleyo iphulaphulwayo nebukelwayo kumasipala ngamnye adweliswe ngezantsi iapha. Iinkcchamanani zokubolekisa kumazibuko azibandakanywanga zona apha, njengoko amazibuko engaweli phantsi kolawulo loomasipala.

Kubekho umyinge wokwanda kumanani okubolekisa ephelele nge10.3% kumasipala ngamnye kunyakamali u2021/22.

uMasipala	ku-2020/21	ku-2021/22
eBhobhobolo	18 379	46 591
eBergrivier	68 717	126 894
eBitou	28 620	81 861
eBreede Valley	78 200	162 060
eCape Agulhas	37 421	70 580
eCederberg	28 332	41 137
iSixeko saseKapa	1 662 868	3 829 145
eDrakenstein	198 772	346 043
eGeorge	61 284	187 913
eHessequa	170 912	270 248
eKannaland	17 590	34 291
eKnysna	56 986	142 795
eLaingsburg	4 798	7 780
eLangeberg	49 235	169 461
eMatzikama	62 450	96 132
eMossel Bay	141 879	254 642
eThsoreni	81 160	130 807
e-Overstrand	155 563	248 576
ePrince Albert	34 360	47 494
eSaldanha Bay	89 562	145 869
eStellenbosch	83 703	178 551
eSwartland	101 323	172 172
eSwellendam	46 722	82 386
eTheewaterskloof	68 580	130 319
eWitzenberg	39 377	119 651
Iyonke	3 386 793	7 123 398

Istokhwe sisonke samathala eencwadi

Istokhwe Sisonke kweli ityeli lohlalutyo ibe zi5,539,606 yaye ibandakanya iincwadi nempahla ephulaphuwayo nebukelwayo. La manani abonakalisa istokhwe seshumi elinesihlanu lamathala eencwadi emimandla, iNgqokelela ePhangaleleyo kunye neNgqokelela ekwiRefrensi ePhambili. Ixabiso elipheleleyo lempahla yestokhwe esigcinwe kuwo onke amathala eencwadi kawonkewonke

kwiNtshona Koloni laba ngamaR457,956,978 ekupheleni konyakamali u2021/22. Impahla esistokhwe esipheleleyo iye yehla kwisithuba seminyaka emihlanu edlulileyo njengoko amathala eencwadi ekhupha istokhwe esesiphelelwe lixesha futhi ke nesabelomali esicuthekayo sinefuthe elibi ekuthengweni kwestokhwe esitsha.

Istokhwe Sisonke ngokwemimandla (ku-2020/21 - 2021/22)

ku-2020/21	iStokhwe	iXabiso
eTygerberg	616 559	R 53 471 239
kwiRefrensi ePhambili nakwiNgqokelela ePhangaleleyo	449 112	R 26 006 343
eStellenbosch	414 168	R 32 676 995
eSaldanha	404 997	R 32 088 157
eKapa	385 028	R 45 503 145
eSwellendam	374 848	R 27 095 914
eGeorge	368 825	R 29 024 448
eFalse Bay	349 236	R 31 861 746
kumaZantsi	357 162	R 35 689 283
eMossel Bay	348 612	R 26 387 989
eVostile	335 061	R 24 977 327
eThsoreni	271 716	R 17 730 493
eHermanus	259 494	R 22 324 982
eBlaauwberg	260 763	R 22 403 453
eVanrhynsdorp	256 743	R 18 952 057
eBhobhofolo	205 849	R 14 106 632
Iyonke	5 658 173	R 460 300 203

ku-2021/22	iStokhwe	iXabiso
eTygerberg	588 102	R52 307 600
eKapa	373 014	R44 445 815
kumaZantsi	336 359	R34 086 738
eSaldanha	403 224	R32 486 846
eStellenbosch	401 107	R32 127 522
eFalse Bay	329 406	R30 931 737
eGeorge	365 692	R29 095 848
kwiRefrensi ePhambili nakwiNgqokelela ePhangaleleyo	458 923	R27 932 720
eSwellendam	373 404	R27 411 860
eMossel Bay	348 304	R26 718 417
eVostile	332 719	R24 956 981
eBlaauwberg	258 821	R22 407 765
eHermanus	245 681	R21 699 255
eVanrhynsdorp	247 820	R18 900 426
eThsoreni	271 240	R18 237 967
eBhobhofolo	205 790	R14 209 479
Iyonke	5 539 606	R457 956 978

Amathala eencwadi kawonkewonke: iinkqubo zokufikeleleka

linkqubo zeeholide

Ngenyanga yoMnga ka2021 nangeyoMqungu ka2022, isisibhozo imibutho engekho phantsi kolawulo lwaseburhulumenteni ethe yafumana inkxasomali kwiDCAS ebiphantsi kweliso lecandelo leeNkonzo zamaThala eeNcwadi ze yabelwa ukuba iququzelele e inikezele isikhokelo iinkquob zeeholide. linkqubo ezi bezibandakanya isondlo kunye nokunikezdelwa kweentshukumo kubantwana nolutsha. Lubekho ke kodwa nolunye uthotho lwamaphulo athe amiselwa ngokukuko kwiNtshona Koloni ngokubanzi. Isixa espheleleyo esingamaR724,120 sancedise le mibutho ingekho phantsi kolawulo lwasebrhulumenteni ukuze inikezele iintshukumo zeshumi elinesihlanu leentsuku kubantwana abalinganiselwa ngaphaya kwama900. Kuthe kwaqeshwa nama48. Bonke bafumene imadlana ze bancedisa kulo msebenzi.

Iintshukumo zibandakanye:

- Imidlalo
- Ezemidlalo
- Ilihambo eziya elwandle
- Imihlangano yabo basiyekayo isikolo
- Iindibano zemidlalo echasene nolwaphulomthetho
- Imihlangano ngoBundlobongela obuJoliswe kwiSini
- Ubugcisa nezenzo zobugcisa
- Iindibano ngamaungelo noxanduva
- Iindibano ngokuba ngoosomashishini
- Uqeqesho lweekhompuyutha
- linkqubo ezingeziyobisi notywala
- Ukupeyintwa kobuso nokunye okuninzi

Iwebhina ezingokufunda nokubhala

Iwebhina ezingokufunda nokubhala zaqalwa ngenyanga yeSilimela ka2021 ukuze kuphuhlise ze kukhuthazwe abasebenzi bamathala eencwadi kwiNtshona Koloni ngokubanzi kunye neembono zeentshukumo, izisombululo kwimiqobo efana nemivalelandlwini kunye nezona nkqubo zingcono zeCOVID. Zonke ke ezi webhina ke zazibanjwe kmaqonga obuchwepheshe asafikelelekayo ukuze afikeleleke kuye wonke ubani.

iiWebhina

- iWebhina 1 Amakhwenkwe ayakuthanda ukufunda (8 kweyeSilimela ka2021)
- iWebhina 2 Iimbono ezintsha zokwakha inkcubeko yokufunda kusetyenziswa ulutsha olungaphangeliyo (12 kweyeThupha ka2021)
- iWebhina 3 inkqubo yokufikeleleka kokuFunda nokuBhala iD'Almeida ngethuba lomvaledlandlwini (2 kweyeNkanga ka2021)
- iWebhina 4 iQela lokuFunda leBhola eKhatywayo laseRheenendal (8 kweyoKwindla ka2022)

AmaQonga eMimandla

Abasebenzi abangabameli bamaThala eeNcwadi kaWonkewonke akwiingingqi ezisezilalini athi azimasa imihlangano yeqonga eyayisindlekwe kumaqonga obuchwepheshe apho kwathi kwanikezelwa iintetho ezazinika umdla okanye imihlangano yocweyo eyayinyanzelekile kwakunye neengxoxo ngenjongo yokuqeqesha, kwazisa kwanoku-khuthaza abasebenzi. Kye wonke ubani, eli qonga litsha lokbanjwa kwemihlangano ngokobuchwepheshe lwawuyinto entsha nethi ngamanye amaxesha ize namava ayimingeni kwinkalo yezixhobo, ukufunda nokubhala kumaqonga obuchwepheshe kunye nezithintelo zonxibelelwano.

Eminye imihlangano enika umdla:

- Ukwabelaba neentshukumo zokufikeleleka zamathala eencwadi
- Iintetholelo eziza neengxelo
- Izikhokelo zokuqulunqwa kweengxelo ezisekelwe kwiinkcukachamanani
- Vavanyo lwefuthe
- Uphuhliso loluntu lokuhlala
- linkqubo zokufunda nokubhala
- Iimbono ngephulo lamaThala eeNcwadi kaWonkewonke aseKimberley
- I-Overdrive neencwadi zobuchwepheshe
- Indlela yokuziphatha kwii-imeyile
- UMthetho iPOPI
- Ingaba uyayazi indlela obaluleke ngayo umsebenzi wakho?
- Kutheni zibalulekile nje iinkcukachamanani?
- Imiboniso

IMihlangano yabaLawuli bamaThala eeNcwadi

"AbaLawuli" kooMasipala abathi babeke iliso kwinkqubo yocwangciso, ukumiselwa kwezabelomali, ukuqulunqwa kweengxelo kwanokusebenza kwamaThala eeNcwadi kaWonkewonke baye bahlangana kumaqonga oobuchwepheshe, apho kwathi kwaboniswa khona ngemiboniso engeenkqubo ezizezonazingcono, ubuxhakaxhaka obtsha bobuchwepheshe obutsha, kwanikezelwa iingxelo ngamaphulo amatsha kwakunye nethuba lokuvela kwamanye amaphulo amatsha okanye amahlakani entsebenziswano, njalo-njalo.

Eminye imihlangano eyaba nomdla:

- Isicwangcisoqhinga sokuFunda seSixeko saseKapa
- Iphulo lolutsha likaMasipala waseTheewaterskloof
- Uqeqesho olukwiqonga lobuchwepheshe: inkqubo yokuziphatha neemeko eziphilayo
- iMikhulu Trust: Ukwabelana ngeencwadi
- Imiboniso yezibonelelo zeqonga lobuchwepheshe
- iPOPIA
- i-ajenda yempilo yengqondo nenaltlontle
- amathuba ephulo lolutsha leDCAS
- inkxaso kubabhali abasakhasayo
- Ithala leeNcwadi leeMfama
- Phuhla: Khula kakuhle

ABALAWULI ABAPHEZULU



Icandelo labaLawuli abaPhezulu, abalicandelwana lecandelo leNkonzo yamaThala eeNcwadi kwiNtshona Koloni, lahlulahlulwe kane, ngolu hlobo, ezingeMpahla yeThala, iiNkonzo zoBuchwepheshe, iiNkonzo zeeNkcukacha kunye neNkonzo yeNkxaso kumaThala eeNcwadi. Owona msebenzi wecandelo leNkonzo yamaThala eeNcwadi kukukukunikezela ngempahla yamathala eencwadi kumathala eencwadi kawonkewonke aphantsi kwethu. Oku ke kwenziwa ngokwenkqubo enye yokukhetha, yokuthenga neyokukhathaloga kwakunye nokusetyenziswa kwempahla yethala esasazwa kumathala eencwadi kawonkewonke akwiNtshona Koloni ngokothungelwano lwamathala eencwadi emimandla elishumi elinesihlanu. Icandelo labaLawuli abaPhezulu linoxandva lokukhetha, lokuthenga nokukhathaloga kwempahla yamathala eencwadi, kuqulunqwa ngokobungcali nangokusetyenziswa, ulawulo lwenkqubo yoLawulo lweeNkcukacha zamaThala eeNcwadi yeSITA (iSLIMS), icandelo elikhulu leeNkonzo zeMpahla yamaThala, eloPhandonzulu, eloPapasho nelokuPhakanyiswa kwezinga kwakunye neleNkxaso yezoLawulo kumaThala eeNcwadi.

ELEMPAHLA YAMATHALA

Icandelo leMpahla yamaThala linikezela ngothotho lwempahla yamathala ehlalutywe ngobungcali yaye lilawula isabelomali samathala eencwadi kawonkewonke nawemimandla ngenjongo ukuze akhethe eyawo impahla yamathala. Oosomathala eencwadi abaqeqeshiweyo bahlalutya iincwadi ezingeniswa kanye ngenyanga ukuze aqwalaselwe ngamashishini abhaliswe kuVimba wamaShishini weNtshona Koloni nakuVimba wamaShishini weSizwe. Kuye ke ngoko kuhlalutywe iincwadi ezithile, kuqwalaselwa impahla ebhalwe ngeelwimi ezintathu ezisesikweni kwiNtshona Koloni kuquka neencwadi zonke iintlobo ezithengise kakhulu ukuya kuncwadi olubhalwe phantsi olungeyonyaniso, oluyinyaniso, izikhokelo zokufunda, impahla yokungqinisa kwakunye neencwadi zabantwana. Kuye kwenziwe irekhodi lebhlibliyografi kwincwadi nganye ethe yahlalutywa kuvimba weSLIMS.

Kuye kubanjwe umhlangano wenyanga wokukhethwa kweencwadi apho iincwadi zabantu, amanani kunye neenkukacha ezingeebhlibliyografi ziyajongwa, ze emva koko ezo zithengiweyo zatyikitywa zisiwe kwiCandelo lee-Odolo ukuze kufakwe ii-odolo kumashishini.

linkukacha zempahla (2019 – 2021/22)

	2019	2020/21	2021/22
likopi eziphunyeziweyo ezithe zafumaneka	22 657	7 411	10 210
Iintlobo zeencwadi ezihlalutyiweyo	4 865	2 592	2 927
Impahla yamathala ethengiweyo	174 467	125 790	146 083

ICANDELO LEENKONZO ZOBUCHWEPHESHE

Icandelo leeNkonzo zoBuchwepheshe liquka eleNkxaso yeNkqubo yamaThala eeNcwadi, elokuKhathaloga kunye neCandelo lamaLungiselelo.

Inkxaso kwinkqubo yeSLIMS

Eyona ndima yeli candelo kukuxhasa icandelo leNkonzo yamaThala eeNcwadi nabasebenzi bamathala eencwadi kawonkewonke ngoSLIMS. Eli candelo libonelela ngenkxaso yaphambili kumathala eencwadi ngokwenkqubo tokuKhangela kwamaXwebhu ndawonye nawokumiselwa kweSLIMS, ukulandelela kwakunye noqeqesho lokukhathaloga kuSLIMS.

Ukukhathaloga

Owona msebenzi weCandelo lokuKhathaloga kukwenza ikhathaloga ekwiqonga lobuchwepheshe ifumaneke kuSLIMS. Iballekile ukuze abasebenzi bafake iinkukacha ngokuchanekileyo ngenjongo yokuqinisekisa isidima salo vimba kwakunye nokufmaneka kweenkukacha ngempumelelo kubasebenzisi bamathala eencwadi. Ngezantsi apha kukho amanani empahla yamathala ethe yakhathaloga kwisithuba sale minyakamali mihlanu idlulileyo:

Impahla	2017	2018	2019	2020/21	2021/22
iiNcwadi	5 675	5 325	4 485	1 498	3 036
amaCwecwe	111	16	8	0	29
iiNcwadi ezinezandi	0	0	0	0	0
iiDVD	194	263	56	90	6
Iyonke	5 980	5 604	4 549	1 588	3 071

Amalungiselelo

Injongo yeli candelo kukufmana, ukusebenzisa kwakunye nokunikezela ngempahla entsha yamathala eencwadi. Iintshukumo zisusela ekuqaleni kufunyaniswa kwempahla entsha yamathala eencwadi de ibe inikezelwa rhoqo ngeveki kwishumi elinesihlanu lamathala eencwadi emimandlakwanakwiCandelo leeRefrensi eziNkulu elilapha kwiNtshona Koloni.

Ngezantsi apha sisalathiso senani lempahla yamathala eencwadi (iincwadi kwakunye nezo zinezandi nezikwabukelwayo) ezithe zafakwa.

	2017	2018	2019	2020/21	2021/22
Impahla efakiweyo	226 183	177 324	87 525	32 094	35 382

IINKONZO ZEENKCUKACHA

Icandelo leeNkonzo zeeNkcukacha lixhasa amacandelo angaphakathi, amathala eencwadi emimandla kwakunye namathala eencwadi kawonkewonke. La macandelo leloPhandonzulu, eleRefrensi eziNkulu kunye neloPapasho nelokuPhakamisa.

IiRefrensi eziNkulu (SN)

Eli candelo, elaziwa ngcono njengeSN, lenziwa ziingqokelela ezintlanu, ezizezi, irefrensi, imiboniso ebhanyabhanya, ubugcisa, umculo kunye nezinezandi nezibukelwayo. ISN inikezela ngeenkukacha ezizodwa kunye nezibonelelo zeenkukacha ezikwingqokelela yeerefrensi ezinkulu ebandakanya impahla yamathala eencwadi engama96 083 ngokwamathala amimandla elishumi elinesihlanu kanye namathala kawonkewonke angama375 akwiNtshona Koloni. Oku ke kuquka ukulawula iinkukacha kwanokufumana eziceliweyo kwistokhwe esikweli candelo kwanakumanye amaqumrhu kusetyenziswa inkqubo yeSABINET. Omnye wemisebenzi ephambili kukujongana nemibuzo engeerefrensi, ingakumbi kumaphulo ezikolo, ndawonye nokunikezela ngamaxwebhu, iifilimu, amacwecwe emiboniso ebhanyabhanya, amacwecwe kunye nezifundo ezingeelwimi.

Umgqonkqubo wokwakhiwa kwestokhwe seli candelo usekelwe ekunikezeleni ngezibonelelo eziqulethe iinkukacha ezizodwa.

Ukubolekisa nestokhwe zizonke (2020/21 – 2021/22)

	Ukubolekisa 2020/21	Ukubolekisa 2021/22	Istokhwe sisonke 2020/21	Istokhwe sisonke 2021/22
iRefrensi eNkulu	941	686	64 652	64 744
Inggokelela yezinezandi nezibukelwayo (amacwecwe emiboniso ebhanyabhanya, iifilimu, amacwecwe, iincwadi ezinezandi nezibukelwano kunye nemiboniso ebhanyabhanya)	123	46	19 071	19 361
Inggokelela yomculo	4	11	7 134	7 129
Inggokelela yobugcisa	53	9	4 773	4 773
Izifundo ezingeelwimi	2	8	76	76
Iyonke	1 123	760	95 706	96 083

EzingoPapasho nokuPhakamisa izinga

Icandelo lezoPapasho nokuPhakamisa izinga liphakamisa ukusetyenziwa kwamathala eencwadi kawonkewonke kwakunye neenkonzozawo kwiNtshona Koloni. Eli candelo liphakamisa inkcubeko yokufunda ngokuthi linikezele ngezinto zokufunda kumathala eencwadi kawonkewonke ngokuthi linikezele imisitho efana neVeki yamaThala eeNcwadi.

	2019/20	2020/21	2021/22
iSabelomali	R945 000	R955 000	R1 000 000

Ezipapashiweyo

iCape Librarian

Kwathi kwaveliswa ii-shu ezintandathu zeCape Librarian kunyakamali u2021/22.






Umcwangcisi wonyaka ka-2022

Kwathi kwaveliswa umcwangcisi wonyaka ka2022 owathi wasasazwa kuwo onke amathala eencwadi kawonkewonke akwiNtshona Koloni anikwa namahlakani akwicandelo lezamathala eencwadi neenkukacha.

iVeki yamaThala eeNcwadi ka-2022

Umsitho wokuphelelelwa kweVeki yamaThala eeNcwadi ka2022 wawusindlekwe licandelo leNkonzo yamaThala eeNcwadi kwiNtshona Koloni, ngentsebenziswano noMasipala waseBergrivier, kwiThala leeNcwadi likaWonkewonke laseNoordhoek ngoMvulo umhla we14 kweyoKwindla ka2022. Ngomongo othi Khawucinge kwakhona! Injongo kwakhona! Fumanisa kwakhona...

(Kwikhasi elilandelayo): Amaqweqwe eemveliso ezintandathu zeCape Librarian kunye nelesicwangcisi sonyaka ezithe zaveliswa kunyaka-mali u-2021/22



URhulumente weNtshona Koloni
Western Cape Government
FOR YOU

kwithala leencwadi lakho
SIBHELEKILE IZIMIZO ZIKO
LEENCWADI LEENTSHONA KOLONI

2022

IKWINTSHONA	IKWINTSHONGA	IKWINTSHONGA	IKWINTSHONGA
1 2 3 4 5 6 7 8 9 10 11 12 13 14 15 16 17 18 19 20 21 22 23 24 25 26 27 28 29 30 31	1 2 3 4 5 6 7 8 9 10 11 12 13 14 15 16 17 18 19 20 21 22 23 24 25 26 27 28 29 30 31	1 2 3 4 5 6 7 8 9 10 11 12 13 14 15 16 17 18 19 20 21 22 23 24 25 26 27 28 29 30 31	1 2 3 4 5 6 7 8 9 10 11 12 13 14 15 16 17 18 19 20 21 22 23 24 25 26 27 28 29 30 31
1 2 3 4 5 6 7 8 9 10 11 12 13 14 15 16 17 18 19 20 21 22 23 24 25 26 27 28 29 30 31	1 2 3 4 5 6 7 8 9 10 11 12 13 14 15 16 17 18 19 20 21 22 23 24 25 26 27 28 29 30 31	1 2 3 4 5 6 7 8 9 10 11 12 13 14 15 16 17 18 19 20 21 22 23 24 25 26 27 28 29 30 31	1 2 3 4 5 6 7 8 9 10 11 12 13 14 15 16 17 18 19 20 21 22 23 24 25 26 27 28 29 30 31
1 2 3 4 5 6 7 8 9 10 11 12 13 14 15 16 17 18 19 20 21 22 23 24 25 26 27 28 29 30 31	1 2 3 4 5 6 7 8 9 10 11 12 13 14 15 16 17 18 19 20 21 22 23 24 25 26 27 28 29 30 31	1 2 3 4 5 6 7 8 9 10 11 12 13 14 15 16 17 18 19 20 21 22 23 24 25 26 27 28 29 30 31	1 2 3 4 5 6 7 8 9 10 11 12 13 14 15 16 17 18 19 20 21 22 23 24 25 26 27 28 29 30 31
1 2 3 4 5 6 7 8 9 10 11 12 13 14 15 16 17 18 19 20 21 22 23 24 25 26 27 28 29 30 31	1 2 3 4 5 6 7 8 9 10 11 12 13 14 15 16 17 18 19 20 21 22 23 24 25 26 27 28 29 30 31	1 2 3 4 5 6 7 8 9 10 11 12 13 14 15 16 17 18 19 20 21 22 23 24 25 26 27 28 29 30 31	1 2 3 4 5 6 7 8 9 10 11 12 13 14 15 16 17 18 19 20 21 22 23 24 25 26 27 28 29 30 31

Amathala eencwadi!, lo msitho wophehlelelo wawungomnye weyona isemgangathweni ophezulu esakhe sanawo yayeke wamkelwa ngezingenamikhinkqi ziindwalutho zethu ezazizimasile, ezazibandakanya uthotho lwabahlali baseNoordhoek. Aphakathi kwezikhulu ezazilapho singabalula uMphathiswa weSebe leMicimbi yeNkcubeko neMidlalo, uNksz. Anroux Marais, uSdolophu kaMasipala waseBergrivier, uCeba uRay van Rooy, uSekelaSdolophu uMario Wessels, intlaninge yamagosa kamasipala, abasebenzi bawo olishumi elinanye amathala eencwadi kawonkewonke akuMasipala waseBergrivier, izikolo kwanoluntu ngokubanzi.

Uphando

ICandelo lezoPhando leNkonzo yamaThala eeNcwadi liye lenze iintshukumo zophando ngemiba echaphazela amathala eencwadi ebalulekileyo kumathala eencwadi kawonkewonke kwakunye namanye amahlakani akwinkalo yamathala eencwadi nenzululwazi yeenkcukacha. Likwaqokelela ze lilande iinkcukacha ezingolawulo ze lizenze zifikeleleke ze liqulunqe iinkcukachamanani zonyaka zawo onke amathala eencwadi aphantsi kwethu angama375. Ngethuba lolu hlaluty, iCandelo loPhando liye lahlaziya uphando olungeZimo zoLuntu lokuHlala ze laqoshelisa ukveliswa koHlaluty loNyaka luka2021/22.

UHlaluty loNyaka luka-2021/22

Ukunikezelwa koHlaluty loNyaka kumathala eencwadi kawonkewonke ngomnye webalulekileyo kwimisebenzi yecandelo leNkonzo yamaThala eeNcwadi kwiNtshona Koloni yaye kusebenza njengesixhobo esinexabiso elikhulu kwezophando/kwiinkcukacha zamathala eencwadi kawonkewonke. Lupapasho oluphathekayo oluqulath iinkcukacha ezisekelwe kwiinkcukachamanani kunye neenkukacha, ezishwankathelwe ngokohlobo lweegraf kunye nezipredshiti. Injongo yoHlaluty loNyaka kukunikezela ngeenkukacha ezisekelwe kwiinkcukachamanani kwakunye nohlahuty lweenkcukacha zeglalelo lentsebenzo leNkonzo yamaThala eeNcwadi.

IZimo zoLuntu lokuHlala zika-2021

Ol phando lugxile koosomathala eencwadi abakumathala kawonkewonke kwakunye nabasebenzi bamathala eencwadi abakumathala eencwadi kawonkewonke akwiNtshona Koloni yaye luphakamisa izalathisi, ezizezi: izihloko zemisebenzi yabasebenzi bamathala eencwadi, isimo sengqesho, isini, ubudala ngokweqela leminyaka, uhlanga, elona nqanaba lemfundo lizuzekileyo, amanqanaba ezikhundla, ubukhlu bomgangatho kunye neentsuku zokumiselwa kwamathala eencwadi kawonkewonke. Olu phando lubalulekile njengoko ludala ulwazi olutsha ngesimo sabasebenzi bamathala eencwadi kawonkewonke kwakunye nezimo eizkhoyo kumathala eencwadi kawonkewonke



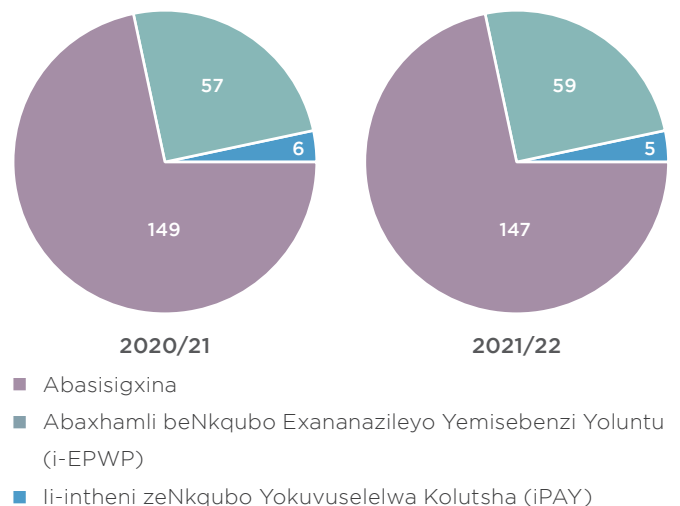
Nanga amacwecwe amathandathu antlandlolo amaxwebhu Ohlulutyonyaka: 2015/16 – 2020/21

ICANDELO LEZOLAWULO LWAMATHALA EENCWADI

Eyona ndima yecandelo leNkxaso yezoLawulo lwamaThala eeNcwadi kukulawula kwanokuhlenganisa ezemali kunye neenkqubo zenkxaso kwezolawulo eziphangaleleyo kweli candelo. Eli candelo linikezela isikhokelo kwakunye neengebiso ngezibonelelo

zezoluntu, ezemali kwakunye nezinye ndawonye nee-asethi. **Icandelo leZibonelelo zabasebenzi** lixhasa abasebenzi ngayo yonke imibuzo echaphazela izibonelelo zabasebenzi, lihlanganise iinkqubo zovavanyo lwentsebenzo, livingce izikhewu zengqesho ze lihlanganise neenkqubo zokuxhobisa abasebenzi ngezakhono. **Icandelo lolawulo lweMali** lizininikele ekuhlanganiseni isabelomali sonyaka seli candelo ngokuthi lihlale iimali zalo eziphumayo nezingenayo kwakunye neenkqubo zokusebenzisa imali ngenjongo yokuqinisekisa ukuphela konyakamali ngendlela engenamangixingxi. Oku ke kukwabandakanya ukunikezelwa kwegalelo. This a kwinkalo yocwangciso lwesicwangcisoqhinga, ndawonye nokunikezelwa kweenkqubo ezingemali kwiingxelo zekota nezonyaka. **Ulolawulo lwee-Asethi** lukwa ngumsebenzi weli candelo. Oku ke kukwabandakanga ukubeka iliso kwinkqubo yeentengo zeemveliso neenkqubo (kqka nempahla yamathala eencwadi) kwakunye neentlawulo zee-invoysi ezenziwa rhoqo. Uhlolo lwezakhiwo neenkqubo lwenziswa kwii-ofisi zemimandla lwenziwa rhoqo ngenjongo yokuqinisekisa kuba zonke izonakalo, imingcipgeko kunye nezigrogriso iyabhaqeka yaye kunikezelwa ingxelo ngayo. Eli candelo likwahlola kusetyenziswa ngokusesikweni **kwezithuthi** zikarhulumente ezigcinwa kwizakhiwo zalo. Okokugqibela, eli candelo likwanoxanduva lokulawula iinkqubo **iMpilo yaseMsebenzini noKhusaleko**.

Amanani abasebenzi beNkonzo Yamathala Eencwadi (2020/21 – 2021/22)



IREJISTRI

Icandelo leRejistri linoxandva lokugcina amarekhodi kwanokufayila amaxwebhu eNkonzo yamaThala eeNcwadi. Eli candelo liqinisekisa ukuthotyelwa kweenkqubo, imigaqo kunye nemimiselo ndawonye nemithetho echaphazela ukugcinwa kwamarekhodi.

ICANDELO LEENKONZO ZENKXASO YOOMASIPALA



Icandelo leeNkonzo zeNkxaso yooMasipala, elilicandelwana lecandelo leNkonzo yamaThala eeNcwadi kwiNtshona Koloni, lilawula iNkxasomali eneMiqathango, iNkxasomali yooMasipala eThabatha indawo yeNye kunye neNkxasomali yamaThala eeNcwadi kaMasipala oMbaxa. Likwaxhasa iinkonzo zamathala eencwadi kwinqanaba loomasipala ngokuthi labele ze lihlawule iinkxasomali nangokuthi lihlale inkcitho yoomasipala. Likwancedisa oomasipala ngokuphuhlisa kwezakhono kwinkalo yokusetyenziswa kwezi mali. Imisebenzi yeli candelwana ilawulwa ngamacandelo amaabini: elokuVuselelwa kwamaThala eeNcwadi kaWonkewonke kunye neleNkxasomali kaMasipala.

ICANDELO ELINGOKUVUSELELWA KWAMATHALA EENCWADI KAWONKEWONKE

Icandelo elingokuVuselelwa kwamaThala eeNcwadi kaWonkewonke linoxanduva lokujongana namaphulo, ikakhulu afumana inkxasomali kwiNkxasomali yamaThala eeNcwadi eneMiqathango. La maphulo aqka:

- amathala eencwadi amatsha
- ukuphuculwa kwamathala eencwadi
- IPhulo lokuNxibelelanisa kwamaThala aseziLalini (iRLCP) ngentsebenziswano neLinge lephondo leBroadband
- IiKona zamaThala eeNcwadi zeeMfama ngentsebenziswano neThala leeNcwadi loMzantsi Afrika leeMfama.

Amanye amaphulo alawulwa kundlunkulu, ze amanye alawulwe ngentsebenziswano noomasipala.

Kulo nyaka siwushukuxayo lithala leencwadi elinye elithe lanxityelelaniswa nge-intanethi, nto leyo isinike inani elipheleleyo lamathala eencwadi anxibelelaniswe nge-intanethi laba ngama229. Uninzi lwala mathala

ayinxalenye yeLinge leBroadband likaRhulumntse weNtshona Koloni (li186 lamathala eencwadi asezilalini) yaye ngama44 amathala eencwadi ayinxalenye yephulo lezoBuchwepheshe lamaThala eeNcwadi oMzantsi.

IPhulo leeMfama leThala leeNcwadi loMzantsi Afrika belikunyaka wokuvuselelwa kweenkonzo, apho kongezwe ezinye iziza, kodwa ke uluntu olungaboniyo ngokwamehlo oluhlala kwiziza ezingqongileyo zathi zanikwa uqeqesho ze zaxhotyiswa ekusetyenzisweni kwezixhobo zobuxhakaxhaka bobugcisa.

INKXASOMALI KOOMASIPALA

iNkxasomali eneMiqathango

Injongo yeNkxasomali eneMiqathango kumaThala eeNcwadi kaWonkewonke kukumisela iinguqu kwiziseko zophuhliso, amaziko neenkonzo zamathala eencwadi oluntu lwemimandla esezidolophini kwanaleyo isezilalini ngokwenkqubo emiselwe ngokutsha kwinqanaba lesizwe, elamaphondo kunye neloorhulumente bamakhaya.

Isixa esiliR188,862,000 kwiinkxasomali ezineMiqathango sathi safunyanwa kunyakamali u2021/22. Kwesi sabelomali iR178,866,000 lathi ladliliselwa kwishumi elinethoba loomasipala beli phondo kuze bahlawule abasebenzi bamathala eencwadi kawonkewonke, kuthengwe ifenitshala kunye nezixhobo, kwakhiwe amathala eencwadi amatsha ze kuphuculwe kuphinde kulungiswe amathala eencwadi asele ekho. Ezi mali ke zathi zachithwa ekusombululeni iinkalo ezingabekelwanga mali kumathala eencwadi eli Phondo.

Ezi theybhile zingezantsi apha zibonakalisa isabelomali esiyiyiNkxasomali eneMiqathango (kuTheybhile A) ndawonye neentshukumo ezifumana inkxaso kule ngxowamali (kuTheybhile B).

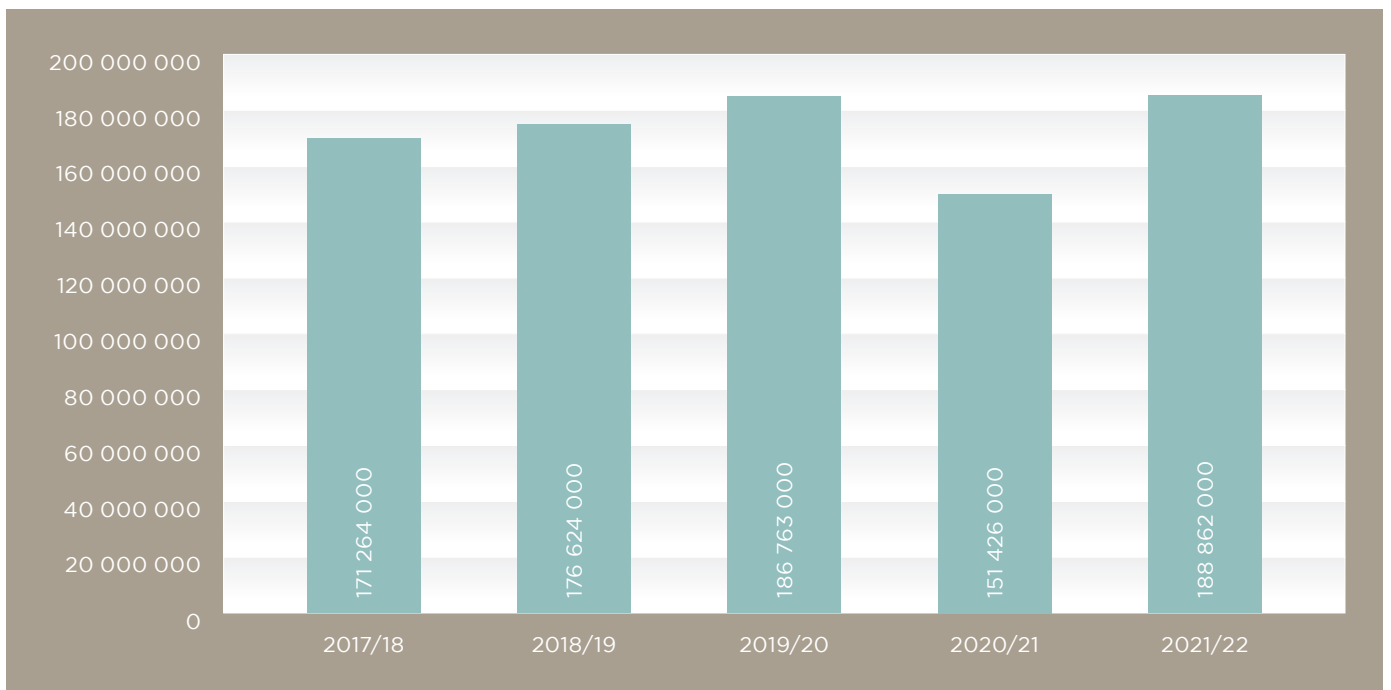
iTheybhile A: Ukwahlulahlulwa kweeNkxasomali ezineMiqathango (ku-2020/21 - 2021/22)

	2020/21	2021/22
Ukunikezelwa ngokugqibeleleyo kweeNkxasomali ezineMiqathango	R151 426 000	R188 862 000
Iintlawulo ezipheleleyo zeemali eziya koomasipala (aBasebenzi, amathala eencwadi amatsha, ukuphculwa, ukulungiswa kwakunye nokuthengwa kwefenitshala yamathala eencwadi)	R144 334 000	R178 866 000
Impahla yamathala eencwadi ethengiweyo	R1 833 532	R3 224 775
iPhulo leeMfama leThala leeNcwadi loMzantsi Afrika	R1 200 000	R1 200 000
Ulawulo lwenkxasomali kwiSebe (iindleko zokusebenza: abasebenzi, iimveliso kunye neenkonziso)	R4 058 468	R5 571 225

iTheybhile B: Iintshukumo ezifmana inkxaso kwiNkxasomali eneMiqathango (ku-2020/21 - 2021/22)

	2020/21	2021/22
Inani lempahla yamathala eencwadi ethe yathengwa	12 095	32 294
Amathala eencwadi amatsha akhiweyo	0	1
Amaphulo okuphuclwa kwamathala eencwadi agunyazisiweyo	0	0
Inani labasebenzi abakumathala eencwadi abahlawulwa ngenkxasomali	656	608
Inani loomasipala abafumana iintlawulo zenkxasomali	21	19
Inani lamathala eencwadi amatsha aneziseko zophuhliso ze-ICT	1	1
Inani lamaphulo entsebenziswano neThala leeNcwadi loMzantsi Afrika leeMfama afumana inkxasomali ngenjongo yokumisela iinkonziso ezizodwa ezenzelwa abakhubazeke ngokokubona	1	5
Inani lamathala eencwadi kawonkeewonke afikelela kwi-intanethi (eyongezelelekayo)	228	229

Isabelomali seeNkxasomali ezineMiqathango (ku-2017/18 - 2021/22)



Isigunyaziso esingafumani nkxasomali kwinkalo yamathala eencwadi koomasipala bebakala B1 noB2 kwathi sathi saqwalaselwa ngokuthi kunikezelwe inkxaso ephula kwinkxasomali enemiqathango kunyakamali u2021/22:

Oomasipala abanguB1	Oomasipala abanguB2
yiDrakenstein	yiBreede Valley
yiGeorge	yiKnysna
yiMossel Bay	iThoreni
neStellenbosch	i-Overstrand
	neSaldanha Bay

iNkxasomali kaMasipala eThabatha indawo yeNye

Injongo yeNgxowamali kaRhulumente weNtshona Koloni yooMasipala eThabatha indawo yeNye (iMRF) kukongeza kutyalomali loomasipala kwiinkonzo zamathala eencwadi kwanokuzinziza ukunikezelwa kwezi nkonzo kwixesha elizayo kwakunye nokphuhlisa kwazo ezi nkonzo kwaba masipala balishmi elinesihlanu banguB3 abakwiNtshona Koloni. Kunyakamali u2021/22 kwathi kwafmaneka amaR85,087,000 kwiSebe leMali lePhondo. Kule mali, amaR82,308,000 athi anikwa eli shumi linesihlan loomasipala. Lilonke, ngama96.7% esi Sabelo athi asetyenziswa.

iSabelomali (2021/22)

	2021/22
iSabelomali	R85 087 000
lintlawulo kwi15 loomasipala	R82 308 000
Ulawulo lwenkxasomali (iindleko zokusebenza: abasebenzi, iimveliso neenkono)	R2 779 000

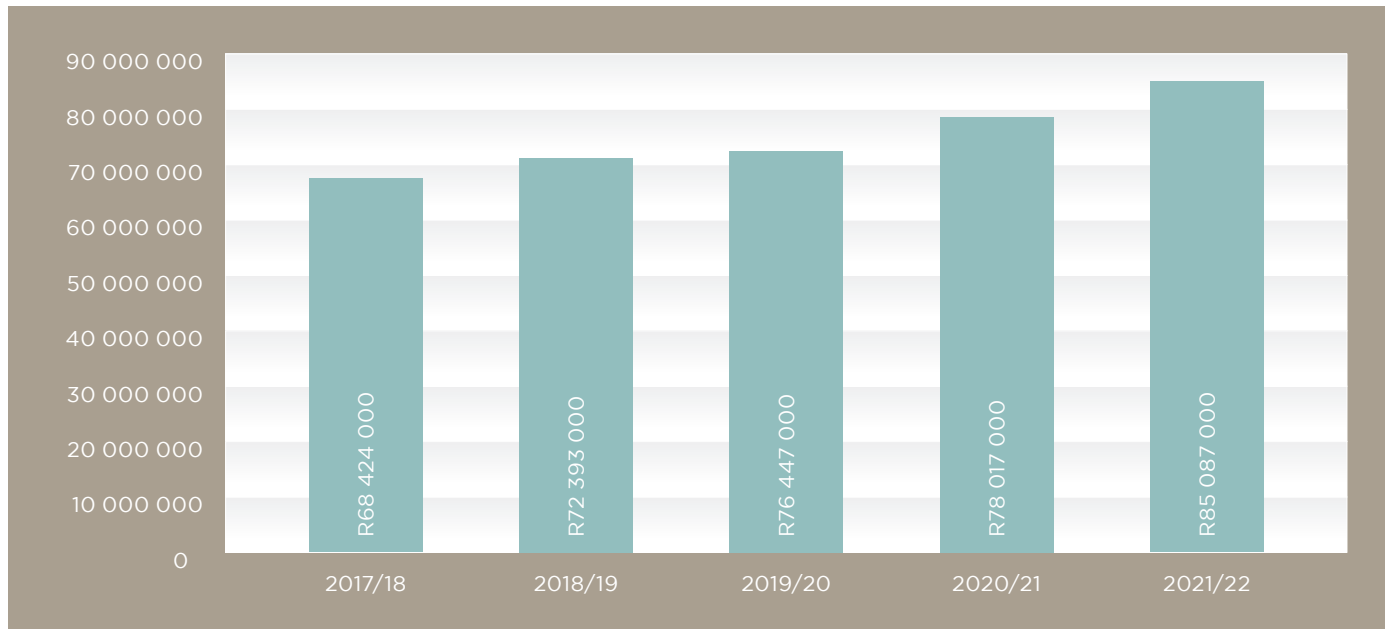
Intshukumo ezixhaswa yifumana inkxasomali kwiMRF (2021/22)

	2021/22
Oomasipala abanguB3	15
Inabni loomasipala abafumana iintlawulo zenkxasomali	15
Abasebenzi bamathala eencwadi abahlawulwa imivuzo yinkxasomali ethabatha indawo yenye	240
Utyelelo lohlolo	46

Aba masipala badweliswe ngezantsi apha bathatyathwa njengoomasipala abakuB3 kwiNtshona Koloni yaye bazuzwa nto kwiNkxasomali yooMasipala eThabatha indawo yeNye:

yiBhobhoholo	yiHessequa	yiPrince Albert
yiBergrivier	iKannaland	iSwartland
yiBitou	neLaingsburg	yiSwellendam
yiCape Agulhas	yiLangeberg	iTheewaterskloof
yiCederberg	yiMatzikama	neWitzenberg

iSabelomali seNkxasomali eThabatha indawo yeNye (2017/18 - 2021/22)



Unxibelelwano lwe-intanethi kumathala eencwadi asezilalini

Yimali emalunga neR7,188,763 ethe yasetyenziswa kwiziseko zophuhliso ze-ICT kulo nyaka siwuhlalutyayo, apho uhlaluyo, olkhutshelwe inkxasomali kwisabelo seBroadband kwisabelo elilinganayo seSabelomali secandelo leeNkonzo zamaThala eeNcwadi.

Inkcitho kwiziseko zophuhliso ze-ICT kumathala eencwadi (ku-2017/18 - 2021/22)

2017/18	R6 491 000
2018/19	R7 152 000
2019/20	R7 252 000
2020/21	R2 284 000
2021/22	R7 188 763

Unxibelelwano lweBroadband

Unxibelelwano lwe-intanethi kwi186 (69.4%) leendawo ekunikezslwa kuzo iinkonzo zamathala eencwadi lwathi lwafuduselwa kwibroadband ekupheleni konyakamali u2021/22 yaye ke oku kususela ekuqalisweni kweli phulo ngo2015. Ngenxa yokubuyiselwa nokuhlawulwa kwenkxasomali kumaphulo ohlangulo kaRhulumente weNtshona Koloni, akukabikho zindawo ekunikezelwa kuzo iinkonzo zamathala eencwadi ezithe zafuduselwa kwiBroadband kunyakamali u2021/22.

iNkxasomali kaMasipala oMbaxa

INkxasomali kaMasipala oMbaxa yingxowamali kaRhulumente weNtshona Koloni ejoliswe ekumiselwe kwenkcitho yeSixeko saseKapa kwiziseko zamathala eencwadi. Ku2021/22 le nkxasomali ifikelele kwiR5,400,000 futhi ke sadluliswa sonke esi sixamali.

ISISHWANKATHELO SEENKCUKACHAMANANI

	2020/21	2021/22
Abemi beNtshona Koloni	7 113 776	7 212 142
Amathala eencwadi kawonkewonke akwiNtshona Koloni	374	375
Abasebenzisi bamathala eencwadi kawonkewonke ababhalisiweyo	685 458	628 918
Inani lempahla yamathala eencwadi ekuthe kwabolekiswa ngayo	3 423 071	6 857 285
Ukubolekisa ngeziphulaphulwayo nezibukelwayo	66 085	183 670
Ukubolekisa ngeze-OverDrive (iincwadi zoBuchwepheshe)	0	34 203
Ukubolekisa ngeze-OverDrive (iincwadi ezinezandi)	0	3 205
Impahla yamathala eencwadi ekwistokhwe sephondo	5 658 173	5 539 606
Utyelo kumathala eencwadi ngabasebenzi bephondo	477	1 107
Impahla yamathala eencwadi entsha ethe yasetyenziswa	32 094	35 382
Iinkqubo zoqeqesho kumathala eencwadi kawonkewonke	15	15
Oomasipala abancediswayo	25	25
Imimandla	15	15
Amaphulo okuphakamisa izinga	9	11
Impahla yamathala eencwadi ethengiweyo (iincwadi kunye nezo ziphulaphulwayo kwakunye nezinezandi)	125 790	146 083





BEAUFORT WEST

LIBRARY		CONTROL AREA: EDEN AND CENTRAL KAROO										PERIOD: APRIL 2021 TO MARCH 2022												
		MEMBERSHIP				BOOK CIRCULATION						CIRCULATION OF AUDIOVISUAL MATERIAL					Circulation of ICT computers		OVERDRIVE/ LIBBY					
		Adults	Children	ICT only	Total	Afrikaans	English	isiXhosa	Non-fiction	Afrikaans	English	isiXhosa	Non-fiction	Provisional Entries (n.a.)	Periodicals	Total	CDs	Videos	DVDs	Audiobooks	Cassettes	Ebooks	Audiobooks	
Beaufort West Municipality	8057	2968	1114	28	410	10573	2576	5	1247	2516	1156	62	491	1	324	18951	15	0	75	0	0	4147	49	32
Beaufort West	348	242	184	259	685	124	146	12	63	105	217	38	5	0	13	723	0	0	0	0	0	1197	10	0
KwaMandlenkosi	991	254	128	1	383	1065	187	4	29	98	13	0	3	0	68	1467	0	0	0	0	0	77	0	0
Merweville	4036	1192	1460	5	2657	5108	1029	8	358	1363	531	37	138	0	81	8653	5	0	58	0	0	30	0	0
Murraysburg	4209	319	274	21	614	2991	711	19	396	1770	551	30	249	0	347	7064	0	0	0	4	7	562	0	0
Nelspoort	740	200	85	15	300	848	44	0	79	897	206	5	33	0	79	2191	0	1	3	0	0	1270	0	0
Laingsburg Municipality	113	23	37	0	60	0	0	0	0	20	4	0	1	0	6	31	0	0	0	0	0	0	0	0
Goldenville	3708	707	551	85	1343	2939	463	0	189	1464	235	29	117	6	271	5713	0	0	6	0	0	6	0	0
Laingsburg	440	114	79	0	193	296	0	4	23	175	17	0	3	0	240	758	0	0	0	0	0	0	0	0
Maitjiesfontein	537	49	35	0	84	620	24	0	4	480	49	0	0	0	86	1263	3	0	0	0	0	0	0	0
Prince Albert Municipality	2104	78	76	0	154	636	5	0	43	2483	385	0	68	0	152	3772	0	0	0	0	0	223	0	0
Klaarstroom	1307	279	391	0	670	1128	6	0	116	411	62	0	62	0	30	1815	0	0	0	0	0	34	0	0
Leeu-Gamka	30410	1236	839	22	2097	14107	7606	6	3388	5651	3243	0	1376	712	1697	37786	76	53	458	3	4	867	27	0
Prince Albert	946	85	114	0	199	1060	30	0	39	895	224	1	53	0	48	2350	19	0	0	0	0	0	7	0
Prince Albert Thusong	14	5746	7746	436	13549	41495	12827	58	5974	18328	6893	202	2599	719	3442	92537	118	54	600	7	11	8413	93	32
TOTAL	14	57946	7746	436	13549	41495	12827	58	5974	18328	6893	202	2599	719	3442	92537	118	54	600	7	11	8413	93	32

BLAAUWBERG

LIBRARY		CONTROL AREA: METROPOLE										PERIOD: APRIL 2021 TO MARCH 2022											
		MEMBERSHIP				BOOK CIRCULATION						CIRCULATION OF AUDIOVISUAL MATERIAL					Circulation of ICT computers		OVERDRIVE/ LIBBY				
		Adults	Children	ICT only	Total	Afrikaans	English	isiXhosa	Non-fiction	Afrikaans	English	isiXhosa	Non-fiction	Provisional Entries (n.a.)	Periodicals	Total	CDs	Videos	DVDs	Audiobooks	Cassettes	Ebooks	Audiobooks
Avondale	528	391	0	919	11968	3455	9	1324	1734	5226	31	834	0	468	25049	0	0	350	1	0	0	3	0
Bloubergstrand	336	105	0	441	459	1979	0	277	174	1082	3	120	0	120	4214	0	0	19	5	0	0	216	10
Brooklyn	583	172	0	755	1249	6708	1	1785	414	3336	9	768	0	330	14600	0	4	1049	44	0	0	126	5
Dunoon	933	550	0	1483	335	1102	132	1212	519	4172	1648	773	0	6	9899	0	0	404	29	0	0	6	1
Koeberg	1195	377	0	1572	11096	21109	0	2859	6904	11474	7	2159	0	624	56232	0	16	362	137	0	0	310	20
Mamre	665	409	0	1074	8632	2307	5	1123	2731	3096	20	591	0	528	19033	0	15	2086	103	0	0	22	0
Milnerton	2099	522	0	2621	2736	34869	29	10093	2479	23036	94	3633	0	766	77735	0	3	1182	242	0	0	266	47
Table View	3246	881	0	4127	9020	43550	38	8245	4977	28937	126	4167	0	1997	101057	0	6	2874	201	0	0	798	173
Wesfleur	1238	787	0	2025	7302	2369	6	807	2143	2576	37	928	0	371	16539	0	11	1200	86	0	0	4	0
TOTAL	9	10823	4194	15017	52797	117448	220	27725	22075	82935	1975	13973	0	5210	324358	0	55	9526	848	0	0	1751	256

CAPE TOWN

LIBRARY	CONTROL AREA: METROPOLE										PERIOD: APRIL 2021 TO MARCH 2022													
	MEMBERSHIP				BOOK CIRCULATION						CIRCULATION OF AUDIOVISUAL MATERIAL					OVERDRIVE/ LIBBY								
	Total book circulation				ADULTS		CHILDREN				Provisional Entries (n.a.)		Total	Circulation of ICT computers	Ebooks	Audiobooks								
	Adults	Children	ICT only	Total	Afrikaans	English	isiXhosa	Non-fiction	Afrikaans	English	isiXhosa	Non-fiction	CDS	Videos	DVDs	Audiobooks	Cassettes							
Athlone	1517	567	0	2084	2769	15399	60	4328	1418	10259	11	1385	0	1258	36887	219	23	4630	2	0	0	0	57	1
Bridgetown	542	403	0	945	940	3671	0	812	642	5077	0	713	0	186	12041	113	25	1246	15	2	0	0	4	0
Brown's Farm	553	264	0	817	32	1631	331	3233	251	3964	1496	1035	0	25	11998	4	9	50	0	6	0	0	28	16
Camps Bay	605	320	0	925	277	5947	10	1193	774	1813	28	2640	0	625	23307	13	41	1623	15	0	0	0	165	52
Central	4867	469	0	5336	1875	20681	244	16630	865	9209	156	2124	0	1681	53465	1192	48	5436	390	68	0	0	545	52
Claremont	2464	784	0	3248	973	31282	20	6172	2202	31790	187	4912	0	506	78044	155	83	1104	106	3	0	0	819	70
Crossroads	557	155	0	712	128	974	300	1545	81	1600	359	501	0	24	5512	9	2	70	1	1	0	0	64	0
Guguletu	839	229	0	1068	200	1361	235	1424	195	2416	385	516	0	82	6814	90	22	307	28	0	0	0	4	0
Hanover Park	1057	939	0	1996	2407	4950	9	1975	1404	6124	9	1055	0	1274	19207	20	7	1974	0	2	0	0	8	0
Heideveld	643	391	0	1034	1933	4998	9	892	970	4861	44	902	0	698	15307	101	20	2733	0	2	0	0	37	14
Kensington	746	542	0	1288	1329	6849	0	1500	901	7841	29	836	0	172	19457	90	8	2163	8	0	0	0	3	13
Kloof Street	566	124	0	690	914	5621	12	2366	1439	5995	55	1031	0	360	17793	78	3	296	15	3	0	0	144	32
Langa	457	251	0	708	1	660	71	505	51	810	79	139	0	67	2383	50	0	116	2	0	0	0	1	0
Lansdowne	989	634	0	1623	639	9558	10	2227	1621	13333	20	1759	0	836	30003	38	15	820	4	1	0	0	21	9
Lentegeur	1172	937	0	2109	4200	5969	6	2101	1659	10203	18	1161	0	1037	26354	66	5	2797	0	0	0	0	36	22
Maitland	270	93	0	363	458	1718	0	630	161	2004	1	464	0	441	5877	54	0	305	0	2	0	0	17	14
Manenberg	670	687	0	1357	2244	3268	1	1261	1301	4275	10	832	0	408	13600	22	3	1420	0	1	0	0	12	8
Mitchell's Plain Town Centre	1957	1104	0	3061	7198	13738	12	3632	2088	7081	40	1168	0	1415	36372	313	19	2854	0	2	0	0	65	7
Mowbray	367	76	0	443	416	3716	44	1072	127	2267	39	210	0	243	8134	59	4	351	5	1	0	0	24	12
Nyanga	378	210	0	588	60	655	198	450	63	958	123	178	0	14	2699	17	1	29	0	0	0	0	0	3
Observatory	387	125	0	512	64	3284	22	1200	182	3486	90	338	0	91	8757	11	5	226	9	0	0	0	88	42
Philippi East	574	355	0	929	2	1019	325	1237	152	3965	730	409	0	23	7862	0	2	29	0	0	0	0	41	9
Pinelands	2063	833	0	2896	1312	28976	122	8157	3464	36168	258	3888	0	870	83215	340	49	3025	271	4	0	0	490	50
Rocklands	712	454	0	1166	1860	4190	0	1387	817	4356	1	610	0	325	13546	0	52	2709	2	0	0	0	4	0
Rondebosch	1551	496	0	2047	730	17681	36	6454	1602	31008	132	3434	0	1880	62957	231	36	2294	428	10	0	0	189	8

CAPE TOWN (CONTINUED)

LIBRARY		CONTROL AREA: METROPOLE										PERIOD: APRIL 2021 TO MARCH 2022													
		MEMBERSHIP				BOOK CIRCULATION						CIRCULATION OF AUDIOVISUAL MATERIAL					OVERDRIVE/ LIBBY								
Total book circulation		Adults	Children	ICT only	Total	Afrikaans	English	isiXhosa	Non-fiction	Afrikaans	English	isiXhosa	Non-fiction	Provisional Entries (n.a.)	Periodicals	Total	CDs	Videos	DVDs	Audiobooks	Cassettes	Circulation of ICT computers	Ebooks	125	14
Rylands	20307	1313	619	0	1932	2244	15005	18	3577	1616	15654	16	1858	0	593	40581	68	20	2414	0	3	0	0	125	14
Colin Eglin (Sea Point)	20455	1505	275	0	1780	1148	23619	29	5253	1901	15961	182	1697	0	872	50662	109	189	2258	70	3	0	0	384	14
Strandfontein	6301	785	462	0	1247	1345	4673	0	1155	782	5737	0	871	0	249	14812	34	8	1087	0	1	0	0	21	3
Tafelsig	3759	474	303	0	777	1293	2029	0	456	436	1709	2	225	0	288	6438	1	1	135	0	2	0	0	5	3
Vredehoek	11000	428	152	0	580	553	5865	0	1848	1041	5941	14	1088	0	385	16735	55	0	616	36	9	0	0	68	2
Weltevreden	1093	1157	293	0	1450	6	1519	180	760	266	6079	1560	1122	0	155	11647	19	4	50	0	0	0	0	21	2
Westridge	1111	1237	701	0	1938	2901	11149	2	2590	1077	7001	14	903	0	1572	27209	95	6	857	1	6	0	0	65	3
Woodstock	4669	393	160	0	553	442	4514	7	1236	273	2603	12	606	0	1039	10732	34	9	766	12	1	0	0	21	38
TOTAL	33	33795	14407	0	48202	42893	266169	2313	89258	31822	281548	6100	40610	0	19694	780407	3700	719	46790	1420	133	0	0	3576	513

FALSE BAY

LIBRARY		CONTROL AREA: METROPOLE										PERIOD: APRIL 2021 TO MARCH 2022													
		MEMBERSHIP					ADULTS					CHILDREN					CIRCULATION OF AUDIOVISUAL MATERIAL					Circulation of ICT computers		OVERDRIVE/ LIBBY	
		Adults	Children	ICT only	Total	Afrikaans	English	isiXhosa	Non-fiction	Afrikaans	English	isiXhosa	Non-fiction	Provisional Entries (n.a.)	Periodicals	Total	CDs	Videos	DVDs	Audiobooks	Cassettes	Ebooks	Audiobooks		
Brackenfell	3724	1414	0	5138	98842	70555	40	18049	39627	37299	8987	0	3362	276879	143	7	3618	481	23	0	745	61	0	0	
Eerste River	1271	771	0	2042	12464	6086	34	2129	3169	7594	1507	0	611	33657	91	1	1200	0	15	0	69	22	0	0	
Eikendal	1183	296	0	1479	9932	4494	208	2085	1369	3657	705	0	685	23371	119	23	1067	0	0	0	4	0	0	0	
Gordon's Bay	1021	240	0	1261	10085	16581	40	2557	5058	8989	2005	0	1126	46448	35	0	1086	54	1	0	266	17	0	0	
Kraaifontein	2159	586	0	2745	32802	22176	37	4898	7850	13463	2510	0	1466	85240	135	25	2165	0	0	0	279	17	0	0	
Kuils River	859	824	0	1683	16647	13792	3	3740	4970	13265	2114	0	1365	55933	57	0	1332	11	0	0	440	11	0	0	
Lwandle (Hector Peterson)	379	273	0	652	55	432	94	458	124	1253	298	0	5	2994	28	2	97	0	0	0	0	0	0	0	
Macassar	815	455	0	1270	12521	2345	17	1268	3451	2265	845	0	692	23469	176	5	1617	0	0	0	0	0	0	0	
Melton Rose	1139	634	0	1773	15243	7423	6	2004	4341	7032	1290	0	6	37377	1	0	243	0	0	0	4	0	0	0	
PD Paulse	602	327	0	929	5082	3295	6	304	962	3067	132	0	588	13490	31	2	605	5	0	0	0	0	0	0	
Scottsdale	647	371	0	1018	5908	1819	8	1113	1725	2203	10	496	0	459	13741	26	1	890	0	5	3	1	0	0	
Sir Lowry's Pass	395	250	0	645	4208	595	35	684	4849	3703	192	532	0	432	15230	21	5	888	1	1	4	0	0	0	
Somersset West	2008	1334	0	3342	24172	58638	59	16862	32212	51138	234	11969	0	2678	197962	457	12	5406	2136	32	929	106	0	0	
Strand	2788	700	0	3488	50016	32658	16	10007	21311	18786	11	5728	0	2785	141318	101	17	6429	213	2	434	67	0	0	
Sulder-Strand	0	0	0	0	30	6	0	5	1	7	0	0	0	49	0	0	0	0	0	0	8	1	0	0	
TOTAL	15	435841	18990	8475	27465	298007	603	66163	131019	173721	1395	39095	0	16260	967158	1421	100	26643	2901	79	3185	303	0	0	
Jan Kriel	0	168	565	733	762	553	0	533	504	414	0	998	0	3764	0	0	0	0	0	0	0	0	0	0	0
DEPOTS	1	168	565	733	762	553	0	533	504	414	0	998	0	3764	0	0	0	0	0	0	0	0	0	0	0
GRAND TOTAL	16	435841	19158	9040	28198	298769	603	66696	131523	174135	1395	40093	0	16260	970922	1421	100	26643	2901	79	3185	303	0	0	

GEORGE

LIBRARY		CONTROL AREA: EDEN AND CENTRAL KAROO										PERIOD: APRIL 2021 TO MARCH 2022												
		MEMBERSHIP				BOOK CIRCULATION						CIRCULATION OF AUDIOVISUAL MATERIAL					OVERDRIVE/ LIBBY							
		Adults	Children	ICT only	Total	Afrikaans	English	isiXhosa	Non-fiction	Afrikaans	English	isiXhosa	Non-fiction	Provisional Entries (n.a.)	Periodicals	Total	CDs	Videos	DVDs	Audiobooks	Cassettes	Circulation of ICT computers	Ebooks	Audiobooks
George Municipality																								
Blanco	953	107	33	2003	3410	334	0	236	715	270	1	64	0	120	5150	0	0	8	0	0	0	16	1	0
Conville	1789	2884	33	4706	6452	486	1	492	1805	927	60	329	0	0	10552	0	0	0	0	0	0	0	55	0
George	22497	12542	100	35139	69702	29552	11	9715	11058	11943	46	3337	7	1823	137194	48	0	33	10	0	893	541	96	0
Pacaltsdorp	1266	2002	12	3280	4727	804	0	389	2605	1081	22	538	0	58	10224	0	0	4	0	0	624	0	0	0
Thembaletu	767	1508	119	2394	615	299	192	502	276	1174	916	147	0	14	4135	0	0	0	0	0	155	0	0	0
Touwsranteen	351	396	5	752	1725	181	0	52	715	489	2	6	0	17	3187	0	0	0	0	0	25	0	0	0
Waboomskraal	81	133	0	214	76	1	0	12	114	37	0	0	0	55	295	0	0	0	0	0	75	0	0	0
Kaysera Municipality																								
Brackenhill	95	65	0	160	974	37	0	112	406	50	9	15	0	0	1603	0	0	7	0	0	0	0	4	0
Fairview	64	109	0	173	99	28	0	30	357	41	0	86	0	0	641	4	0	0	0	0	0	0	0	0
Hornlee	1859	2727	163	4749	13210	569	1	401	3536	1122	2	667	0	40	19548	0	0	0	0	0	770	91	46	0
Karagara	304	82	9	395	2435	216	0	127	316	52	0	31	3	102	3282	1	0	5	0	0	1396	0	0	0
Khayalethu	530	1291	6	1827	1152	572	378	568	1208	1927	875	248	0	118	7046	3	0	0	0	0	2577	0	0	0
Knyasa	6024	4663	593	11280	9601	17892	0	3857	2984	7593	51	1228	0	399	43605	33	0	70	12	0	495	342	24	0
Leisure Isle	416	74	0	490	165	4424	0	787	299	704	0	96	110	126	6711	47	0	332	0	0	0	35	1	0
Masifunde	592	1209	241	2042	866	476	137	536	2900	1742	833	716	0	37	8243	22	0	33	0	0	3567	0	0	0
Rheennidal	548	898	12	1458	3817	119	2	252	2909	496	6	114	1	186	7902	0	0	72	0	0	271	0	0	0
Rudolf Baile Memorial	342	1134	45	1521	2703	197	11	94	1011	652	200	28	0	128	5024	0	0	1	0	0	1098	0	0	0
Sedgefield	3450	504	8	3942	5709	12739	0	2367	1775	1755	5	333	0	680	25363	104	0	31	0	0	684	304	22	0
Smutsville	266	524	0	790	361	47	10	31	502	131	32	21	0	35	1170	2	0	0	0	0	151	0	0	0

GEORGE (CONTINUED)

CONTROL AREA: EDEN AND CENTRAL KAROO												PERIOD: APRIL 2021 TO MARCH 2022													
LIBRARY	Municipality	MEMBERSHIP				BOOK CIRCULATION						CIRCULATION OF AUDIOVISUAL MATERIAL					OVERDRIVE/ LIBBY								
		Total book circulation		Adults	Children	ICT only	Total	ADULTS			CHILDREN			Total	Circulation of ICT computers	Ebooks	Audiobooks								
		Adults	Children					ICT only	Afrikaans	English	isiXhosa	Non-fiction	Afrikaans					English	isiXhosa	Non-fiction	Provisional Entries (n.a.)	Periodicals	CDS	Videos	DVDs
	Bitou Municipality	902	349	173	130	652	882	93	1	32	715	206	6	17	0	38	1990	0	0	188	0	0	433	9	2
	Green Valley	4557	805	1068	118	1991	5770	725	0	408	2864	802	21	271	0	397	11258	2	2	42	0	0	315	33	5
	Kranshoek	2566	912	303	451	1666	2838	675	37	165	1961	700	50	74	0	303	6603	0	0	6	0	0	1353	3	3
	Kurland	151	1467	1359	206	3032	450	195	261	310	333	651	454	120	0	50	2824	0	4	0	0	0	1289	0	0
	KwaNokuthula	4758	1090	782	396	2268	5863	818	62	368	1599	772	18	119	0	5	9624	3	0	6	0	0	6064	122	1
	New Horizons	15528	4310	1421	906	6637	5562	21204	18	3735	1083	4185	25	463	4	405	36684	22	0	81	0	0	2194	492	4
	Plettenberg Bay	25	5107	38868	3586	93561	149164	92683	1122	25578	44046	39502	3634	9068	125	5186	370058	291	6	919	22	0	24445	2032	204
	Bergplaas	132	22	19	2	43	317	201	0	63	251	136	0	21	0	295	1284	0	0	0	0	0	24	0	0
	Buffelsnek	137	23	24	0	47	192	29	0	21	54	25	0	5	0	166	512	0	0	0	0	7	0	0	0
	Hoekwil	803	50	0	0	50	775	568	0	0	0	0	0	0	0	0	1343	0	0	0	0	0	0	0	0
	DEPOTS	3	1072	95	43	140	1284	798	0	84	305	161	0	26	0	481	3139	0	0	0	0	0	31	0	0
	GRAND TOTAL	28	51202	38911	3588	93701	150448	93481	1122	25662	44351	39663	3634	9094	125	5617	373197	291	6	919	22	0	24476	2032	204

HERMANUS

LIBRARY		CONTROL AREA: CAPE WINELANDS AND OVERBERG											PERIOD: APRIL 2021 TO MARCH 2022										
		MEMBERSHIP				BOOK CIRCULATION							CIRCULATION OF AUDIOVISUAL MATERIAL					OVERDRIVE/ LIBBY					
Total book circulation	Adults	Children	ICT only	Total	ADULTS			CHILDREN				Provisional Entries (n.a.)	Periodicals	Total	CDs	Videos	DVDs	Audiobooks	Cassettes	Circulation of ICT computers	Ebooks	Audiobooks	
					Afrikaans	English	isiXhosa	Non-fiction	Afrikaans	English	isiXhosa												Non-fiction
Overstrand Municipality																							
Gansbaai	2503	268	30	2801	2971	14501	8	3701	2980	866	55	840	108	604	53434	0	69	0	0	348	628	57	
Hangklip	925	93	22	1040	5217	5995	0	951	456	571	0	216	0	468	13874	1	42	0	185	425	8		
Havston	828	1175	35	2038	5243	705	0	338	2527	906	0	235	0	1	9955	0	0	0	34	53	1		
Hermanus	5444	739	40	6223	26200	50379	2	9568	7926	9949	4	1517	0	2628	108173	128	51	360	553	1607	105		
Kleinmond	1959	479	150	2588	13821	16321	6	3357	3534	1997	101	741	0	53	39931	0	16	174	26	1579	188		
Mount Pleasant	332	357	16	715	2753	259	0	234	1079	619	0	114	0	83	5141	0	7	0	257	32	0		
Stamford	538	284	0	822	4416	1872	3	301	677	511	4	96	0	0	7880	0	16	0	0	21	0		
Zwellihle	0	0	0	0	0	0	0	0	0	0	0	0	0	0	0	0	0	0	0	0	0		
Buffelsbaas Bay	68	52	0	120	574	258	0	77	568	266	0	62	0	24	1829	0	0	0	212	0	0		
Eiouxloweni	45	10	0	55	373	40	66	38	95	29	36	3	0	0	680	0	15	0	155	0	0		
Theewaterskloof Municipality																							
Bereaville	0	0	0	0	0	0	0	0	0	0	0	0	0	0	0	0	0	0	0	0	0		
Caledon	1075	666	24	1765	17191	4727	0	1926	4933	1694	1	309	0	365	31146	16	14	0	871	49	0		
Genadendal	319	401	76	796	6077	647	0	497	1441	568	0	273	0	235	9738	0	11	2	840	14	2		
Grabouw	1010	525	211	1746	7494	10688	4	251	1269	619	23	241	0	17	10986	0	0	0	1268	48	11		
Greyton	486	251	0	737	2283	2498	0	338	1097	1328	0	155	0	250	7949	0	0	0	0	0	0		
Oostergloed	234	376	35	645	2932	86	0	126	1561	329	1	54	0	51	5140	0	0	0	1530	0	0		
Pineview	460	760	1	1221	2793	153	0	23	433	338	0	3	0	58	3801	0	0	0	0	42	0		
Rivieronsderend	404	262	55	721	5560	1155	0	278	1177	355	0	295	0	135	8955	1	0	0	613	38	4		
Tesselaarsdal	149	97	0	246	11439	446	0	354	3921	945	0	331	67	0	17503	75	0	247	214	0	0		
Ukhanyo	416	356	3	775	3807	524	8	83	1443	436	5	26	0	49	6381	0	20	12	0	0	0		
Villiersdorp	869	389	10	1268	8633	6031	0	771	2991	2410	1256	259	0	142	22493	2	0	0	267	7	2		
TOTAL	18064	7550	708	26322	156577	107665	97	23212	40108	24736	1486	5770	175	5163	364989	223	87	967	7373	4543	378		

HERMANUS (CONTINUED)

LIBRARY		CONTROL AREA: EDEN AND CENTRAL KAROO										PERIOD: APRIL 2021 TO MARCH 2022												
		MEMBERSHIP		BOOK CIRCULATION						CIRCULATION OF AUDIOVISUAL MATERIAL					OVERDRIVE/ LIBBY									
Total book circulation		Adults	Children	ICT only	Total	ADULTS			CHILDREN			Provisional Entries (n.a.)	Periodicals	Total	CDs	Videos	DVDs	Audiobooks	Cassettes	Circulation of ICT computers	Ebooks	Audiobooks		
Glen Elgin	169	78	90	0	168	131	2	0	0	0	20	4	0	0	0	0	0	0	0	0	16	0	0	
Helderstroom Maksum	2013	118	0	0	118	615	743	435	208	0	0	0	0	0	0	0	0	0	0	0	0	0	0	
Helderstroom Medium	1522	159	0	0	159	850	1002	225	276	71	98	30	0	0	0	0	0	0	0	0	0	0	0	
Henry Fagan	1362	77	88	0	165	0	22	19	249	150	1295	5	1122	0	0	0	0	0	0	0	0	0	0	
Vyeboom	852	39	93	0	132	551	7	0	6	3327	938	8	671	0	0	0	0	0	0	0	0	0	0	
DEPOTS	5 5898	471	271	0	742	2147	1776	679	739	3548	2335	43	1793	0	0	0	0	0	0	0	16	0	0	
GRAND TOTAL	26 229042	18535	7821	708	27064	158724	109441	776	23951	43656	27071	1529	7563	175	5163	378049	223	87	967	150	185	7389	4543	378

MOSSEL BAY

LIBRARY		CONTROL AREA: EDEN AND CENTRAL KAROO										PERIOD: APRIL 2021 TO MARCH 2022										OVERDRIVE/ LIBBY						
		MEMBERSHIP					ADULTS					CHILDREN					BOOK CIRCULATION							CIRCULATION OF AUDIOVISUAL MATERIAL				
		Total book circulation		Adults	Children	ICT only	Total	Afrikaans	English	isiXhosa	Non-fiction	Afrikaans	English	isiXhosa	Non-fiction	Provisional Entries (n.a.)	Periodicals	Total	CDs	Videos	DVDs			Audiobooks	Cassettes	Circulation of ICT computers	Ebooks	
		Hessequa Municipality	19207	719	164	6	889	1466	3212	0	1432	4417	1086	2	789	1835	2392	29331	26	0	137			9	0	0	539	26
Albertinia	2443	3	62	2	67	285	0	0	142	2413	1098	0	566	0	175	4679	0	0	0	0	0	0	181	0				
Brakfontein	11546	535	1269	18	1822	7281	181	0	228	4924	1731	34	181	41	634	15235	0	2	2	0	0	0	4695	34				
Duivenhoks	8633	825	149	2	976	5491	2024	0	277	1156	107	0	75	1442	878	11450	5	25	35	105	0	0	55	0				
Gourtsmond	21821	1014	343	19	1376	13260	6798	0	1388	7408	2365	1	1056	2040	1024	35340	28	0	8	0	0	0	1011	195				
Heidelberg	6581	371	338	30	739	5932	702	0	583	4989	452	0	482	94	28	13262	0	0	0	0	0	0	575	341				
Melkhoufontein	810	18	41	0	59	577	20	0	21	1579	145	0	30	0	20	2392	0	0	0	0	0	0	0	0				
Molenvier	9153	843	694	26	1563	4879	64	0	189	6738	693	10	97	0	131	12801	0	0	10	0	0	0	1349	0				
Protea	40171	2238	1366	30	3634	29805	6614	4	2903	8633	3493	13	777	1352	709	54303	16	0	175	1	1	1	763	801				
Riversdal	7021	398	528	13	939	5041	160	2	321	3079	1081	4	183	21	124	10016	0	0	45	0	0	0	2298	0				
Slangrivier	40279	2743	225	1	2969	21798	22048	0	4044	5683	2192	0	817	690	1751	59023	63	0	191	52	0	0	53	316				
Still Bay	5864	41	37	0	78	1424	12	0	98	2329	1285	0	626	0	129	5903	9	0	37	0	0	0	0	1				
Vermaaklikheid	667	70	135	0	205	200	50	0	54	1475	399	0	57	0	0	2235	0	0	4	0	0	0	0	0				
Vondeling																												
Mossel Bay Municipality																												
Brandwag	650	91	150	43	284	403	27	0	24	742	258	31	25	0	19	1529	0	0	0	0	0	0	234	0				
Buisplaas	727	25	28	3	56	507	40	0	6	161	5	0	1	0	51	771	0	0	0	0	0	0	33	0				
D'Almeida	3443	956	1280	2091	4327	2961	3688	0	176	780	665	12	60	0	132	5154	1	0	7	0	0	0	2374	184				
Denneprag	0	0	0	0	0	0	0	0	0	0	0	0	0	0	0	0	0	0	0	0	0	0	0	0				
Ellen van Rensburg	39214	2245	382	12	2659	27231	17317	0	2828	3561	1997	0	497	1176	1795	56402	22	0	16	0	0	0	101	275				
Friemersheim	3444	199	205	57	461	2209	225	0	70	1856	589	0	68	2	157	5176	0	0	0	0	0	0	702	0				
Greenhaven	4987	586	1017	234	1837	4201	258	0	226	3893	909	7	306	30	89	9919	0	0	4	0	0	0	359	0				
Hartenbos	46909	3992	482	18	4492	45588	20014	0	3218	6250	1400	1	838	920	1645	79874	7	0	8	0	0	0	105	402				
Herbertsdale	1737	184	83	2	269	2966	296	0	126	851	150	0	138	0	5	4532	0	0	0	0	0	0	31	0				
Jonkersberg	0	39	12	0	51	88	5	0	25	117	29	0	24	0	0	288	0	0	0	0	0	0	0	0				
KwaNonqaba	5150	1553	1840	602	3995	4439	792	157	520	969	1019	378	257	0	42	8573	6	0	0	0	0	0	1560	1				

MOSSEL BAY (CONTINUED)

LIBRARY		CONTROL AREA: EDEN AND CENTRAL KAROO										PERIOD: APRIL 2021 TO MARCH 2022					OVERDRIVE/ LIBBY					
		MEMBERSHIP				BOOK CIRCULATION						CIRCULATION OF AUDIOVISUAL MATERIAL					Circulation of ICT computers					
Total book circulation		Adults	Children	ICT only	Total	ADULTS			CHILDREN			Provisional Entries (n.a.)	Periodicals	Total	CDs	Videos	DVDs	Audiobooks	Cassettes	Ebooks	Audiobooks	
Mossel Bay	35098	7612	1117	402	9131	35852	15600	7	4168	6535	5944	8	1168	481	560	7	0	6	0	0	624	16
Sonskyn Vallei	527	50	82	4	136	275	2	0	7	199	31	0	7	0	22	0	0	0	0	0	0	0
Toekoms	688	76	10	0	86	631	9	0	0	211	36	0	0	0	226	0	0	0	0	0	0	0
Ruitersbos	221	21	53	0	74	95	5	0	14	506	108	0	13	84	0	0	0	0	0	0	0	0
TOTAL	28	316991	12092	3615	43154	237585	96843	170	23088	81454	29267	501	9138	10208	12738	190	27	685	167	42	3200	120

OUDTSHOORN

LIBRARY		CONTROL AREA: EDEN AND CENTRAL KAROO										PERIOD: APRIL 2021 TO MARCH 2022									
		MEMBERSHIP				BOOK CIRCULATION						CIRCULATION OF AUDIOVISUAL MATERIAL					Circulation of ICT computers		OVERDRIVE/ LIBBY		
Total book circulation	Adults	Children	ICT only	Total	ADULTS			CHILDREN			Provisional Entries (n.a.)	Periodicals	Total	CDs	Videos	DVDs	Audiobooks	Cassettes	Ebooks	Audiobooks	
					Afrikaans	English	isiXhosa	Non-fiction	Afrikaans	English											isiXhosa
Kamaland Municipality																					
Calitzdorp	360	127	0	487	4993	1176	0	232	483	182	0	93	0	52	7211	0	0	0	1016	0	3
Hoeko	28	62	0	90	40	2	0	13	83	39	0	5	0	6	188	0	0	0	0	0	0
Ladismith	2150	1278	55	3483	11548	2498	0	1178	2859	1001	1	306	43	248	19682	13	0	45	881	4	1
Vanwyksdorp	66	16	0	82	264	12	0	11	172	28	0	10	0	10	507	0	0	0	16	0	0
Zear	209	170	27	406	1962	99	0	206	770	227	0	112	8	260	3644	0	0	0	1080	0	0
Oudtshoorn Municipality																					
Bongolethu	333	699	32	1064	3624	428	45	154	634	361	136	95	0	0	5477	0	0	1	913	0	0
Bridgton	719	1017	8	1744	8810	516	0	270	2768	918	14	129	0	0	13425	0	0	0	2249	2	1
C.J Langenhoven	5412	3266	74	8752	37132	24009	2	5262	15196	8359	0	2918	6	190	93074	4	0	7	2331	65	4
De Rust	566	248	40	854	1875	750	0	167	700	135	0	72	16	2	3717	0	0	0	546	0	0
Dysseleboep	461	437	20	918	4574	293	0	173	1380	362	0	122	0	33	6937	0	0	0	278	0	0
Volmoed	49	79	0	128	540	47	0	34	986	155	0	14	0	0	1776	0	0	0	0	0	0
George Municipality																					
Avontuur	78	206	3	287	485	28	0	27	2165	403	0	128	2	166	3404	0	0	0	8	1	0
Haarlem	364	451	12	827	806	59	0	71	398	49	0	10	0	21	1414	0	0	0	10	0	0
Noll	34	30	0	64	364	96	0	24	160	19	0	14	0	8	685	0	0	0	41	0	0
Uniondale	627	293	2	922	6447	1037	0	308	617	211	0	47	0	276	8943	7	0	49	30	0	0
TOTAL	11456	8379	273	20108	83464	31050	47	8130	29371	12449	151	4075	75	1272	170084	24	0	102	9399	72	9

SALDANHA

LIBRARY		CONTROL AREA: WEST COAST										PERIOD: APRIL 2021 TO MARCH 2022										OVERDRIVE/ LIBBY	
		MEMBERSHIP				BOOK CIRCULATION						CIRCULATION OF AUDIOVISUAL MATERIAL					Circulation of ICT computers						
Total book circulation	Adults	Children	ICT only	Total	ADULTS			CHILDREN			Provisional Entries (n.a.)	Periodicals	Total	CDs	Videos	DVDs	Audiobooks	Cassettes	Ebooks	Audiobooks			
					Afrikaans	English	isiXhosa	Non-fiction	Afrikaans	English											isiXhosa	English	isiXhosa
Bergvliet Municipality																							
Aurora	145	85	3	233	2222	463	0	60	1556	174	0	80	0	186	4741	7	18	0	0	117	0	0	
Bettie Julius	306	587	13	906	3818	246	0	88	1917	536	0	138	3	111	6857	0	0	0	0	115	22	0	
Dwaarskersbos	158	13	0	171	4258	525	0	122	107	40	0	5	0	241	5298	0	3	0	0	13	0	0	
Eendekuil	171	201	0	372	1329	16	0	44	657	118	0	23	0	37	2224	0	0	0	0	0	7	0	
Goedverwacht	287	236	0	523	4559	139	0	135	2734	1082	0	50	5	47	8751	0	3	0	0	863	36	0	
LB Wernich	795	888	176	1859	5548	184	0	171	2036	975	2	213	7	21	9157	0	0	0	0	283	0	0	
Noordhoek*	51	414	8	1254	2429	223	6	79	1744	555	67	192	0	42	5337	0	0	0	0	0	0	0	
Piketberg	1186	1954	52	3233	10107	1511	0	549	3791	1125	0	349	643	135	18210	1	0	8	0	167	183	6	
Porterville	1054	654	57	1765	6883	3200	0	537	2012	697	0	299	781	201	14610	0	8	0	0	255	282	16	
Redelinghuys	506	48	4	76	776	42	0	18	122	36	0	6	0	5	1005	0	0	0	0	7	0	0	
Veldrif	17554	1605	367	1974	16269	7405	0	1457	1372	809	5	141	0	620	28078	20	99	0	0	545	7	0	
Berghoff	908	58	0	114	66	0	0	15	1306	210	15	43	0	9	1664	0	0	0	0	2	0	0	
Wittewater	2369	82	103	2	187	1716	43	38	622	149	0	54	0	1	2623	0	0	0	0	34	0	0	
Versveld	4347	45	169	0	214	2492	40	257	8203	2571	0	1446	0	196	15205	0	0	0	0	0	0	0	
Saldanha Bay Municipality																							
Diazville*	0	881	1103	977	2961	0	0	0	0	0	0	0	0	0	0	0	0	0	0	0	42	0	
Harold Krumm	2022	187	341	1	529	1378	75	0	144	763	0	219	0	88	3995	0	0	0	0	406	0	0	
Hopefield	12329	744	1043	72	1859	5665	1890	0	849	2016	1	560	0	524	15154	15	4	0	0	1977	81	41	
Laingville	2720	501	781	434	1716	1301	58	25	786	439	144	93	0	115	3123	0	13	0	0	3672	0	0	
Langebaan	20027	2130	630	108	2868	14132	9338	0	1456	1654	0	593	0	353	30254	1	16	0	0	332	434	5	
Paternoster	2318	182	137	8	327	2166	116	1	63	468	174	0	53	70	3111	0	0	0	0	133	2	0	
Saldanha	19456	1957	1264	1019	4240	14458	4701	55	1566	3422	32	862	0	989	28032	15	28	0	0	2756	414	5	
St. Helena Bay	10035	751	134	23	908	9174	2710	3	378	680	0	99	1	382	13727	7	0	0	0	468	267	2	
Vredenburg	20553	2737	2421	250	5408	20861	3740	14	1042	5376	61	927	0	400	35040	0	32	0	0	1877	378	10	

SALDANHA (CONTINUED)

LIBRARY		CONTROL AREA: WEST COAST										PERIOD: APRIL 2021 TO MARCH 2022													
		MEMBERSHIP				BOOK CIRCULATION						CIRCULATION OF AUDIOVISUAL MATERIAL					OVERDRIVE/ LIBBY								
		Adults	Children	ICT only	Total	Arrikanas	English	isiXhosa	Non-fiction	Arrikanas	English	isiXhosa	Non-fiction	Provisional Entries (n.a.)	Periodicals	Total	CDs	Videos	DVDs	Audiobooks	Cassettes	Circulation of ICT computers	Ebooks	Audiobooks	
Swartland Municipality																									
Abbotsdale	2784	430	652	0	1082	3196	275	0	233	2463	594	18	216	0	16	7011	0	0	2	0	0	768	0	0	0
Chatsworth	2115	323	353	0	676	2071	288	0	307	956	748	3	197	0	267	4837	0	0	2	0	0	1653	0	0	0
Darling	12708	473	146	9	628	9073	6648	0	822	2093	1453	0	402	0	1260	21751	0	0	0	0	0	183	74	0	0
Darling-Noord	11872	441	618	0	1059	9311	521	23	474	4941	1642	0	256	0	33	17201	0	0	0	0	0	576	1	0	0
Malmesbury	31215	1719	826	0	2545	21173	10533	8	1921	7061	5161	1	1400	0	838	48096	27	0	9	0	0	1862	331	4	0
Moorreesburg	16443	1590	742	0	2332	14701	3493	0	599	2357	1196	0	191	0	985	23522	8	0	16	0	0	433	103	0	0
Riebeek-Kasteel	4610	359	171	0	530	4625	1244	0	339	1265	355	0	314	0	169	8311	0	0	9	22	0	532	18	4	0
Riebeek-Wes	7704	440	594	14	1048	7159	651	0	613	2855	933	0	378	0	170	12759	2	0	17	0	0	833	70	0	0
Wesbank	11762	1272	710	17	1999	11037	1364	19	1080	3691	1371	58	327	0	510	19457	6	0	58	0	0	1596	7	1	0
TOTAL	32	259665	24239	3249	45596	213953	61682	154	15618	74298	32442	407	10126	1440	9021	419141	109	7	345	22	0	22458	2759	94	0
Langebaanweg*																									
DEPOTS	1	0	0	0	0	0	0	0	0	0	0	0	0	0	0	0	0	0	0	0	0	0	0	0	0
GRAND TOTAL	33	259964	24239	3249	45596	213953	61682	154	15618	74298	32442	407	10126	1440	9021	419141	109	7	345	22	0	22458	2759	94	0

*Diazville and Noordhoek temporarily closed

*Langebaanweg closed

SOUTHERN

LIBRARY		CONTROL AREA: METROPOLE										PERIOD: APRIL 2021 TO MARCH 2022													
		MEMBERSHIP					BOOK CIRCULATION					CIRCULATION OF AUDIOVISUAL MATERIAL					OVERDRIVE/ LIBBY								
		Adults	Children	ICT only	Total	Afrikaans	English	isiXhosa	Non-fiction	Afrikaans	English	isiXhosa	Non-fiction	Provisional Entries (n.a.)	Periodicals	Total	CDs	Videos	DVDs	Audiobooks	Cassettes	Circulation of ICT computers	Ebooks	Audiobooks	
Bergvliet Municipality	57331	3050	548	0	3598	3040	56142	57	14438	2636	36797	81	5939	0	1370	120500	483	16	11566	388	8	0	0	254	65
Fish Hoek	13045	1381	576	0	1957	4751	10027	1	2623	1422	8341	12	1283	0	1196	29656	47	27	562	0	0	0	0	77	4
Grassy Park	2676	260	258	0	518	794	1030	0	372	503	1935	5	255	0	37	4931	4	0	719	1	0	0	13	0	
Hangberg	15931	1175	290	0	1465	438	13434	5	2637	860	16254	125	1760	0	324	35837	9	0	1212	125	2	0	75	11	
Hout Bay	7040	430	134	0	564	148	5931	0	1963	704	7924	5	1225	0	420	18320	50	2	1353	159	14	0	45	0	
Kommetjie	5320	544	690	0	1234	1408	2507	1	641	623	4671	8	729	0	106	10694	0	0	162	0	0	0	11	1	
Lotus River	249	209	82	0	291	0	259	28	165	34	903	59	57	0	20	1525	5	7	273	0	0	0	0	0	
Mesiphumele	47599	1907	962	0	2869	219	36722	44	7770	3439	55659	232	8494	0	1794	116293	163	107	3483	784	2	0	304	18	
Meadowridge	12080	927	194	0	1121	516	10320	21	2357	586	8825	3	1322	0	319	24269	82	7	1387	21	4	0	142	55	
Murzenberg	9694	896	661	0	1557	2734	3778	0	1795	2253	7665	26	868	0	368	19487	80	30	2341	2	0	0	49	0	
Ocean View	9125	266	184	0	450	788	1487	0	496	686	3711	1	395	0	367	7931	0	4	2423	1	0	0	10	3	
Ottery	2196	136	310	0	446	206	1674	3	429	295	2356	27	423	0	213	5626	5	7	223	3	0	0	0	0	
Pelican Park	7305	720	187	0	907	464	11621	0	1875	324	5772	37	987	0	581	21661	99	38	1187	72	2	0	98	68	
Plumstead	12287	1328	716	0	2044	4508	6224	1	2293	1498	7630	15	1646	0	442	24257	184	2	2074	3	0	0	11	0	
Retreat	3914	480	58	0	538	181	4651	0	1534	154	1333	4	229	0	569	8655	68	31	729	3	7	0	7	0	
Simon's Town	15261	1264	336	0	1600	2296	14380	2	2548	821	11490	22	1511	0	1005	34075	95	8	1660	24	2	0	204	7	
Southfield	31468	1573	451	0	2024	1437	22376	1	4659	1906	27105	69	2991	0	821	61665	246	1	1318	575	1	0	283	43	
Tokai	20145	623	396	0	1019	791	13780	98	4038	885	9125	159	2139	0	316	31331	1397	52	2454	75	123	0	110	6	
Wynberg	18	272666	17169	7033	0	24202	26619	216343	262	52633	19629	217496	910	32253	0	10268	576413	3017	339	35126	2236	165	0	1693	281
Da Gamma Park*	0	215	440	0	655	0	0	0	0	0	0	0	0	0	0	0	0	0	0	0	0	0	0	0	
Silvermine Village*	0	250	0	0	250	0	0	0	0	0	0	0	0	0	0	0	0	0	0	0	0	0	0	0	
DEPOTS	2	0	465	440	0	905	0	0	0	0	0	0	0	0	0	0	0	0	0	0	0	0	0	0	
GRAND TOTAL	20	272666	17634	7473	0	25107	26619	216343	262	52633	19629	217496	910	32253	0	10268	576413	3017	339	35126	2236	165	0	1693	281

*Depots - no circulation 2021/2022

STELLENBOSCH

LIBRARY		CONTROL AREA: WEST COAST										PERIOD: APRIL 2021 TO MARCH 2022										OVERDRIVE/ LIBBY	
		MEMBERSHIP				BOOK CIRCULATION						CIRCULATION OF AUDIOVISUAL MATERIAL					CIRCULATION OF ICT computers						
		Total book circulation	Adults	Children	ICT only	Total	ADULTS			CHILDREN			Provisional Entries (n.a.)	Periodicals	Total	CDs	Videos	DVDs	Audiobooks	Cassettes			
							Afrikaans	English	isiXhosa	Non-fiction	Afrikaans	English									isiXhosa		
Drakenstein Municipality																							
Bergendal	32	509	0	54	1	0	0	0	0	1	0	0	0	0	0	0	0	0	0	0	0		
Bergrivier	31	149	0	180	273	54	3	73	2205	515	495	81	0	20	3719	0	26	0	0	0	0		
Chicago	116	427	92	635	2965	237	0	118	2653	1056	12	260	0	14	7315	0	0	0	0	1555	0		
Drakenstein	8306	10272	4	18582	13235	2470	0	1631	3116	2395	10	705	0	322	23884	19	24	51	0	0	2373	16	
Gouda	903	1198	0	2101	2593	626	0	232	2519	966	11	161	4	246	7358	0	23	0	0	0	403	9	
Groenbergrivier	45	297	0	342	409	3	0	17	613	129	11	19	0	0	1201	0	2	0	0	0	83	0	
Groenheuwel	3361	5724	0	9085	6505	890	103	874	4962	1531	411	541	0	116	15933	0	1	36	0	0	15	14	
Hermon	148	292	2	442	779	136	0	159	1014	171	2	85	0	85	2431	0	10	0	0	25	0	0	
Klein Drakenstein	129	487	1	617	1240	52	0	27	1440	449	14	51	0	17	3290	0	11	0	0	201	0	0	
Mbekweni	2545	6245	8	8798	1177	423	126	642	741	2314	699	917	0	3	7042	0	1	7	0	0	1163	4	
Nieuwe Drift	29	631	0	660	121	13	0	15	1424	1450	0	208	0	0	3231	0	0	0	0	1	0	0	
Paarl	17309	10051	345	27705	46674	24370	136	19070	25919	16585	480	5273	3	2299	140809	324	34	613	8	2	748	1123	
Ronwe	46	247	0	293	0	0	0	0	0	2	0	0	0	2	2	0	0	0	0	1	0	0	
Saron	1872	2335	0	4207	2989	227	0	159	2514	743	89	353	0	107	7181	1	0	7	0	0	427	0	
Simondium	444	966	3	1413	2383	832	0	138	4176	1561	25	825	1	41	9982	0	8	0	0	336	107	4	
Wegenmakers Valley	103	548	4	655	0	4	0	3	0	3	0	0	0	10	10	0	0	0	0	6	0	0	
Wellington	9225	5053	272	14550	31965	13492	4	3376	12757	5475	39	1257	36	664	69065	30	6	1147	1	0	884	301	
Wellington Readers	2198	2383	143	4724	5556	1075	16	762	3171	1735	31	351	9	131	12837	3	1	101	0	0	828	44	
Windmeul	13	339	0	352	706	114	2	158	9851	4733	71	1199	0	12	17486	0	0	0	0	10	0	0	
Stellenbosch Municipality																							
Cloeteville	3033	1290	95	4418	7124	1332	1	1215	2192	1252	3	903	0	27	14049	12	1	633	0	0	208	12	
Franschoek	7	2	0	9	2170	1839	2	347	618	988	5	218	0	55	6242	0	0	18	0	0	204	24	
Groendal	4	11	0	15	4345	396	5	236	2139	965	96	145	0	7	8334	0	0	9	0	0	404	1	
Idasvallei / Valley	9	14	8	31	7902	2262	7	927	4853	2876	6	659	0	15	19507	3	0	51	0	0	1128	2	
Jamestown	480	335	25	840	1825	446	0	249	2299	943	3	280	0	1	6046	0	0	3	0	0	322	0	

STELLENBOSCH (CONTINUED)

LIBRARY		CONTROL AREA: WEST COAST										PERIOD: APRIL 2021 TO MARCH 2022												
		MEMBERSHIP				BOOK CIRCULATION						CIRCULATION OF AUDIOVISUAL MATERIAL					Circulation of ICT computers		OVERDRIVE/ LIBBY					
		Adults	Children	ICT only	Total	Afrikaans	English	isiXhosa	Non-fiction	Afrikaans	English	isiXhosa	Non-fiction	Provisional Entries (n.a.)	Periodicals	Total	CDs	Videos	DVDs	Audiobooks	Cassettes	Ebooks	Audiobooks	
1236	2342	319	295	2956	1018	886	283	2717	2184	6210	2425	3730	1	32	19486	0	0	403	0	0	0	3846	1	0
143	2211	1139	0	3350	2632	88	0	172	829	452	10	196	0	89	4468	0	0	59	0	0	0	11	0	0
130	28	290	0	318	127	134	0	156	262	192	0	139	0	0	1010	0	0	0	0	0	0	26	0	0
5739	321	25	96	442	5062	1321	2	505	2501	1003	3	403	0	347	11147	195	0	409	0	0	0	230	36	3
35667	6149	1717	669	8535	14494	15367	33	6924	19962	13632	130	4656	0	640	75838	61	0	143	0	0	0	3190	667	103
29	278743	53295	2062	116796	166270	69089	723	40902	116914	70327	5721	23615	54	5290	498905	648	68	3770	9	2	18628	2361	203	
Drakenstein Maximum	177	0	0	177	1233	1691	528	728	0	0	0	0	20	194	4394	0	0	0	0	0	0	0	0	0
Drakenstein Medium A	78	0	0	78	589	925	327	1023	0	0	0	0	0	0	2864	0	0	0	0	0	0	0	0	0
Drakenstein Medium B	712	0	0	712	2421	3826	837	0	0	0	0	0	0	0	7084	0	0	0	0	0	0	0	0	0
Havequa	20	5	0	25	11	14	5	18	8	4	0	0	0	0	60	0	0	0	0	0	0	0	0	0
Naganoeg	21	15	0	36	381	76	10	115	366	266	18	106	0	0	1338	0	0	0	0	0	0	92	0	0
Paardeberg	102	0	0	102	225	236	11	257	0	0	0	0	233	0	962	0	0	0	0	0	0	0	0	0
Pebbles	95	0	353	353	0	0	0	0	957	0	0	30	0	0	987	0	0	0	0	0	0	0	0	0
Voorberg Medium A	78	0	0	78	529	810	0	242	0	0	420	77	0	0	2078	0	0	0	0	0	0	0	0	0
Voorberg Medium B	0	0	0	0	142	122	97	63	0	0	0	0	0	0	424	0	0	0	0	0	0	0	0	0
Voorberg Staff	0	11	82	93	51	41	3	22	54	130	8	11	0	0	320	0	0	0	0	0	0	0	0	0
DEPOTS	10	1199	455	1654	5582	7741	1818	2468	1385	400	446	224	253	194	20511	0	0	0	0	0	92	0	0	
GRAND TOTAL	39	292834	53750	118450	171852	76830	2541	43370	118299	70727	6167	23839	307	5484	519416	648	68	3770	9	2	181720	2361	203	

SWELLEN DAM

CONTROL AREA: CAPE WINELANDS AND OVERBERG				PERIOD: APRIL 2021 TO MARCH 2022																				
LIBRARY	MEMBERSHIP				BOOK CIRCULATION								CIRCULATION OF AUDIOVISUAL MATERIAL				OVERDRIVE/ LIBBY							
	Total book circulation	Adults	Children	ICT only	Total	ADULTS				CHILDREN				Cds	Videos	DVDs	Audiobooks	Cassettes	Circulation of ICT computers	Ebooks	Audiobooks			
						Afrikaans	English	isiXhosa	Non-fiction	Afrikaans	English	isiXhosa	Non-fiction									Provisional Entries (n.a.)	Periodicals	Total
Langeberg Municipality																								
Ashbury	14604	337	467	20	824	2738	131	3	171	2346	450	26	138	0	0	0	0	0	0	0	0	804	0	0
Ashton	58724	721	702	24	1447	8747	703	0	666	3588	1216	0	798	0	0	9	0	0	0	0	0	1346	20	2
Bonnievale	56800	928	448	48	1424	9949	2281	0	607	985	563	6	231	0	0	3	0	0	0	0	0	605	45	2
Happy Valley	16848	419	509	114	1042	1620	127	0	103	1154	168	2	31	0	0	1	0	0	0	0	0	968	7	0
Klaasvoogds	13148	86	215	0	301	599	196	0	197	3233	1173	0	397	0	0	0	166	0	0	0	0	0	0	0
Le Chasseur (Wandsbeck)	9736	72	153	0	225	1630	364	0	730	2361	715	0	323	0	0	0	0	0	0	0	0	0	0	0
McGregor	12232	349	268	3	620	2038	617	0	157	974	367	0	92	0	4	28	0	0	0	0	0	60	3	0
Middeirivier	5272	68	126	0	194	655	24	0	145	1217	242	0	139	0	20	0	0	0	0	0	0	0	0	0
Montagu	7816	1214	254	26	1494	11460	8547	4	1454	2223	1037	0	448	0	8	0	0	0	0	0	0	192	401	6
Mountain View	34012	1327	2375	8	3710	7460	128	0	262	3659	1029	82	318	0	0	0	0	0	0	0	0	179	15	0
Nkqubela	3912	172	154	9	335	192	66	31	98	115	537	340	135	0	14	1528	0	0	0	0	0	41	2	0
Robertson	184272	3449	1712	85	5246	16276	7794	5	2124	12201	5340	16	2281	0	357	46394	10	0	0	0	0	285	224	29
Sunnyside	23824	367	484	104	955	2991	110	0	264	1538	227	0	68	0	54	5252	0	0	0	0	0	240	3	0
Wakkerstroom Oos	4920	64	42	0	106	438	0	0	10	243	77	0	1	0	0	769	0	0	0	0	0	53	0	0
Wakkerstroom Wes	35552	201	243	0	444	1658	166	0	197	4701	3984	0	670	0	254	11630	0	0	0	0	0	81	0	0
Zolani	2812	54	40	1	95	142	50	9	149	62	68	6	27	0	0	513	0	0	0	0	0	95	0	0
Cape Agulhas Municipality																								
Bredasdorp	160520	3395	1478	118	4991	13595	7696	0	1955	2685	1408	0	414	27	56	27836	3	0	10	0	0	7	656	35
Ellim	18236	514	137	0	651	2941	151	0	146	1145	279	5	111	0	6	4784	0	0	0	12	0	30	0	0
Klipdale	7916	78	133	0	211	587	177	2	187	386	189	5	29	1	8	1571	0	0	2	0	0	9	21	0
Napier	27392	430	115	52	597	3555	1638	0	222	211	57	0	35	0	145	5863	0	0	40	0	0	49	73	0
Nuwerus	14960	131	160	13	304	1743	174	0	43	593	94	0	11	0	0	2658	0	0	9	0	0	86	0	0
Protom	11592	96	101	0	197	354	24	0	59	901	134	0	56	0	0	1528	1	0	0	0	0	50	0	0
Sruisbaai	43432	1281	482	0	1763	5895	2013	0	326	1769	306	13	312	0	99	10733	0	0	1	0	0	0	179	0
Waanhuiskrans	9256	193	119	37	349	1134	56	0	118	816	195	0	115	10	78	2522	0	0	0	0	0	230	0	0
Weiveldend	50196	695	1204	41	1940	7299	879	0	347	2249	394	7	205	0	83	11463	0	0	8	0	0	107	4	0

SWELLENDAM (CONTINUED)

LIBRARY		CONTROL AREA: CAPE WINELANDS AND OVERBERG										PERIOD: APRIL 2021 TO MARCH 2022												
		MEMBERSHIP				BOOK CIRCULATION						CIRCULATION OF AUDIOVISUAL MATERIAL					Circulation of ICT computers		OVERDRIVE/ LIBBY					
Total book circulation		Adults	Children	ICT only	Total	Afrikaans	English	isiXhosa	Non-fiction	Afrikaans	English	isiXhosa	Non-fiction	Provisional Entries (n.a.)	Periodicals	Total	CDs	Videos	DVDs	Audiobooks	Cassettes	Ebooks	Audiobooks	
Swellendam Municipality	54612	867	770	0	1637	4373	1716	0	711	4630	1291	7	308	0	54	13090	13	4	192	0	0	0	104	8
Barrydale	12932	193	255	253	701	944	15	0	105	1215	188	0	85	0	17	2569	0	0	2	0	0	0	26	1
Buffeljags River	15830	761	862	104	1727	2677	206	7	127	4914	1255	407	138	0	0	9731	0	0	3	0	0	0	120	0
Suurbraak	17874	713	624	35	1372	5255	1339	0	414	3907	1171	0	165	1	67	12319	0	0	0	0	0	0	76	3
Swellendam	117484	2391	1225	26	3642	16898	8221	0	1636	5379	1967	6	883	0	21	35011	5	0	0	0	0	0	750	65
Viejiplas	46960	20	37	0	57	827	60	0	250	3238	465	0	97	0	100	5037	0	0	0	0	0	0	0	0
TOTAL	31	21586	15894	1121	38601	136670	45669	61	13980	74638	26586	928	9061	39	1789	309421	377	119	308	178	0	2729	151	9144

CONTROL AREA: METROPOLE

PERIOD: APRIL 2021 TO MARCH 2022

LIBRARY	MEMBERSHIP				BOOK CIRCULATION								CIRCULATION OF AUDIOVISUAL MATERIAL					Circulation of ICT computers		OVERDRIVE/ LIBBY					
	Total book circulation	Adults	Children	ICT only	ADULTS				CHILDREN				Total	Periodicals	Provisional Entries (n.a.)	Cds	Videos	DVDs	Audiobooks	Cassettes	Ebooks	Audiobooks			
					Afrikaans	English	isiXhosa	Non-fiction	Afrikaans	English	isiXhosa	Non-fiction													
																							English	isiXhosa	Non-fiction
Adriaanse	9357	1130	628	0	1758	8661	3906	2	1557	1727	3186	3	453	0	610	20105	100	12	2185	0	0	0	0	29	3
Belhar	7042	645	375	0	1020	2936	3598	3	1998	1261	5761	24	1107	0	284	16972	59	49	1180	0	0	0	0	6	0
Bellville	44944	4282	732	0	5014	25222	28539	28	10640	9111	16731	169	4323	0	1489	96252	446	3	2821	677	0	0	0	817	252
Bellville South	20733	849	422	0	1271	13490	9221	0	2832	2750	5442	1	1078	0	657	35471	76	0	1146	4	0	0	0	138	4
Bishop Lavis	11148	1049	824	0	1873	9756	5737	30	1415	2467	5356	67	729	0	411	25968	61	0	1965	0	0	0	0	28	1
Bonteheuwel	10382	1173	800	0	1973	5017	5726	0	2081	1678	6058	16	1685	0	1314	23575	359	2	3395	4	0	0	0	3	6
Bothasig	23833	1496	386	0	1882	10160	27485	3	5159	3105	13346	17	1511	0	749	61515	64	0	1031	23	1	0	0	101	26
Deift	14609	1362	764	0	2126	11018	7750	252	2834	3434	10480	592	1911	0	571	38842	32	0	3217	6	0	0	0	3	3
Delft South	4235	581	273	0	854	1687	920	283	905	343	2114	476	314	0	408	7450	42	2	358	0	0	0	0	0	0
Durbanville	70355	4343	1597	0	5940	27626	41260	24	9559	35115	40890	92	9990	0	1835	166391	280	13	4400	468	0	0	0	1192	108
Edgemead	52562	2378	806	0	3184	13356	50930	10	7224	6320	30225	243	4072	0	2852	115232	103	0	2256	174	0	0	0	417	37
Elises River	11233	836	622	0	1458	8507	5896	0	2372	2741	4932	8	830	0	2204	27490	52	1	980	0	0	0	0	39	1
Fisantekraal	3112	416	312	0	728	1912	766	72	516	1181	2162	1650	579	0	66	8904	37	27	597	0	0	0	0	0	0
Goodwood	16371	1855	396	0	2251	11778	14847	1	1676	1383	7327	12	1107	0	1040	39171	19	14	665	33	1	0	0	532	10
Harare Square	1996	995	444	0	1439	7	904	359	1273	86	1390	598	594	0	248	5459	16	0	273	0	0	0	0	1	0
Huguenot Square	9146	774	475	0	1249	5572	3465	3	1274	1473	3310	4	703	0	129	15933	49	5	429	2	0	0	0	0	0
Khayelitsha	1854	697	302	0	999	6	1483	389	1233	152	4628	2063	704	0	46	10704	32	8	173	7	0	0	0	0	0
Kulani	1517	368	272	0	640	6	578	71	542	114	2069	734	663	0	28	4805	0	1	69	0	0	0	0	0	0
Kuyasa	1494	1049	401	0	1450	5	992	238	966	106	1473	495	731	0	90	5096	100	0	529	6	0	0	0	0	0
Leonsdale	3891	310	255	0	565	3844	1419	0	783	1408	1461	4	238	0	122	9279	0	16	1021	0	0	0	0	0	0
Masakhane	827	553	229	0	782	28	680	291	998	79	1458	691	292	0	109	4626	12	0	70	0	0	0	0	0	0
Mfuleni	1823	930	268	0	1198	436	876	145	1638	163	1269	222	333	0	15	5097	17	4	103	0	0	0	0	0	0
Moses Mabhida	1161	759	330	0	1089	10	443	437	715	55	887	454	331	0	20	3332	11	0	50	0	0	0	0	3	0
Nazeem Isaacs	481	392	187	0	579	1	448	120	652	70	1226	794	384	0	47	3742	3	0	37	0	0	0	0	3	0
Parow	54595	810	607	0	1417	28468	23443	16	6158	6253	15306	22	2961	0	2046	84673	180	20	1833	31	3	0	0	263	3
Ravensmead	10089	833	620	0	1453	8969	5686	0	1436	2753	7738	22	1557	0	721	28882	44	0	647	1	0	0	0	4	3

TYGERBERG (CONTINUED)

LIBRARY		CONTROL AREA: METROPOLE										PERIOD: APRIL 2021 TO MARCH 2022											
		MEMBERSHIP				BOOK CIRCULATION						CIRCULATION OF AUDIOVISUAL MATERIAL					Circulation of ICT computers		OVERDRIVE/ LIBBY				
Total book circulation		Adults	Children	ICT only	Total	ADULTS			CHILDREN			Provisional Entries (n.a.)	Periodicals	Total	CDs	Videos	DVDs	Audiobooks	Cassettes	Ebooks	Audiobooks		
						Afrikaans	English	isiXhosa	Non-fiction	Afrikaans	English	isiXhosa	Non-fiction										
Tyger Valley	49841	3041	878	0	3919	22823	31343	1	7338	22775	22938	15	4908	0	2106	3	4	703	21	0	593	0	129
Valhalla Park	7700	509	373	0	882	3605	2189	0	806	1395	4376	5	934	0	416	59	113	791	0	0	0	0	0
TOTAL	446331	34415	14578	0	48993	224906	280530	2778	76560	108898	223539	9473	45022	0	20633	2256	294	32924	1457	5	4172	0	586
Hospital Street	794	367	0	0	367	569	714	0	440	96	432	0	58	0	178	24	0	1	0	0	69	0	19
DEPOTS	1	367	0	0	367	569	714	0	440	96	432	0	58	0	178	24	0	1	0	0	69	0	19
GRAND TOTAL	447125	34782	14578	0	49360	225475	281244	2778	77000	108994	223971	9473	45080	0	20811	2280	294	32925	1457	5	4241	0	605

VANRHYNSDORP

CONTROL AREA: WEST COAST										PERIOD: APRIL 2021 TO MARCH 2022														
LIBRARY	Total book circulation	MEMBERSHIP				BOOK CIRCULATION								CIRCULATION OF AUDIOVISUAL MATERIAL					Circulation of ICT computers		OVERDRIVE/ LIBBY			
		Adults	Children	ICT only	Total	ADULTS				CHILDREN				CDS	Videos	DVDs	Audiobooks	Cassettes	Ebooks	Audiobooks				
						Afrikaans	English	isiXhosa	Non-fiction	Afrikaans	English	isiXhosa	Non-fiction											
		Provisional Entries (n.a.)		Total		Periodicals		Total																
Cederberg Municipality																								
Citrusdal	6627	678	450	210	1338	5620	811	1	311	1966	541	3	218	0	100	9571	0	0	2	0	0	608	15	0
Cianwilliam	8283	811	485	37	1333	6425	781	13	310	1250	520	1	123	0	158	9581	0	0	14	4	0	277	22	0
Elandsbaai	1348	143	105	47	295	1115	69	0	28	372	87	1	23	0	2	1697	0	0	9	0	0	44	21	0
Graafwater	461	344	565	24	933	4157	534	0	68	744	172	2	85	0	5	5767	0	0	13	0	0	44	63	0
Lambertsbaai / Bay	7032	489	423	63	975	7743	1458	0	414	1497	282	0	134	0	332	11860	0	0	0	0	0	9	38	5
Algeria	631	71	60	0	131	627	1	0	55	456	172	0	61	0	101	1473	0	0	0	0	0	0	0	0
Matzikama Municipality																								
Bitterfontein	916	63	7	0	70	988	86	0	67	118	35	0	2	0	124	1420	0	0	0	0	0	0	0	0
Doringbaai	1579	112	74	0	186	1199	87	0	16	150	77	0	1	0	0	1530	0	0	0	0	0	0	0	0
Ebenhaeser	1489	149	88	0	237	1636	85	0	99	383	117	0	32	0	47	2399	0	0	0	0	0	829	0	0
Eureka	4797	766	800	16	1582	5383	275	6	232	814	272	0	94	0	24	7100	0	0	0	0	0	1399	0	0
Klawer	8713	250	175	2	427	6993	315	0	324	1379	466	7	240	0	120	9844	7	0	14	48	1	428	5	0
Koekenaap	0	0	0	0	0	0	0	0	0	0	0	0	0	0	0	0	0	0	0	0	0	0	0	0
Lutzville	12284	1044	212	22	1278	9522	1122	0	907	4082	1264	0	528	0	152	17577	5	0	18	102	0	341	590	6
Nuwerus	471	39	57	0	96	637	9	0	4	499	282	0	6	0	188	1625	0	0	0	0	0	0	0	0
Rietpoort	405	61	17	0	78	623	74	0	53	301	128	0	59	0	279	1517	0	0	0	0	0	0	0	0
Troe Troe	3851	191	322	10	523	2411	162	0	124	1772	510	4	84	0	119	5186	0	0	3	0	0	117	0	0
Ulkhayk	2154	188	49	2	239	2885	83	0	85	478	166	1	45	0	56	3799	0	0	1	0	0	173	0	0
Vanrhynsdorp	7906	349	123	10	482	7975	1406	0	320	1349	368	1	226	0	132	11777	0	0	2	0	0	248	6	0
Vredendal	17273	879	434	9	1322	14184	2043	1	760	6155	2061	0	427	0	315	25946	4	0	9	54	0	485	362	1
Kliprand	247	37	37	0	74	54	0	0	0	352	46	0	13	0	0	465	0	0	0	0	0	0	0	0
Molsvllei	201	14	0	0	14	205	15	0	3	41	14	0	1	0	126	405	0	0	0	0	0	0	0	0
Stofkraal Mini	141	18	15	0	33	165	0	0	0	107	12	0	0	0	0	284	0	0	0	0	0	0	0	0
TOTAL	22	90959	4498	452	11646	60547	9416	21	4180	24265	7592	20	2402	0	2380	130823	16	0	85	208	1	5002	1122	12

VANRHYNSDORP (CONTINUED)

LIBRARY		CONTROL AREA: WEST COAST										PERIOD: APRIL 2021 TO MARCH 2022													
		MEMBERSHIP				BOOK CIRCULATION						CIRCULATION OF AUDIOVISUAL MATERIAL					OVERDRIVE/ LIBBY								
	Total book circulation	Adults	Children	ICT only	Total	Afrikaans	English	isiXhosa	Non-fiction	Afrikaans	English	isiXhosa	Non-fiction	Provisional Entries (n.a.)	Periodicals	Total	CDs	Videos	DVDs	Audiobooks	Cassettes	Circulation of ICT computers	Ebooks	Audiobooks	
Wuppertal	2888	146	221	0	367	3367	700	0	545	1838	907	57	422	0	42	7878	13	0	29	3	0	0	0	0	0
DEPOTS	2888	146	221	0	367	3367	700	0	545	1838	907	57	422	0	42	7878	13	0	29	3	0	0	0	0	0
GRAND TOTAL	93847	6842	4719	452	12013	83914	10116	21	4725	26103	8499	77	2824	0	2422	138701	29	0	114	211	1	5002	1122	12	

WORCESTER

LIBRARY		CONTROL AREA: CAPE WINELANDS AND OVERBERG										PERIOD: APRIL 2021 TO MARCH 2022													
		MEMBERSHIP					BOOK CIRCULATION					CIRCULATION OF AUDIOVISUAL MATERIAL					OVERDRIVE/ LIBBY								
		Adults	Children	ICT only	Total	Afrikaans	English	isiXhosa	Non-fiction	Afrikaans	English	isiXhosa	Non-fiction	Provisional Entries (n.a.)	Periodicals	Total	CDs	Videos	DVDs	Audiobooks	Cassettes	Circulation of ICT computers	Ebooks	Audiobooks	
Breede Valley Municipality																									
Avian Park	7158	841	490	548	1879	703	212	0	269	2031	794	44	181	0	253	10887	0	0	0	0	0	0	379	0	0
De Doorns	10797	1804	1368	446	3618	4800	669	15	531	2658	812	210	340	0	14	10049	0	0	61	0	0	1790	3	0	0
Esselen	4025	1971	178	180	2329	3380	236	0	126	522	259	0	49	0	108	4680	0	0	0	0	0	331	153	0	0
Goudini	7928	792	414	294	1500	6064	1153	6	568	2485	559	62	236	0	75	11208	6	0	1	0	0	206	27	0	0
Steenvliet	8796	1027	272	299	1598	5155	258	0	429	5958	1628	0	375	0	270	14073	0	0	0	0	0	778	0	0	0
Touwsrivier	10430	1346	157	163	1666	6731	1127	0	544	3200	808	3	382	0	549	13344	0	0	36	0	0	656	1	0	0
Worcester	57063	5846	3132	1285	10263	41403	11976	2	3832	15032	7807	29	2038	0	873	82992	8	5	55	0	0	3753	448	32	0
Zweletemba	3210	1291	773	324	2388	157	138	77	222	64	169	151	28	0	81	1087	0	0	0	0	0	356	31	8	0
Fairhills	485	340	24	0	364	103	3	0	17	142	63	0	6	0	0	334	0	0	0	0	0	18	0	0	0
Hexvallei	708	435	52	1	488	307	21	0	22	359	93	7	3	0	16	828	0	0	0	0	0	436	0	0	0
Overtek	261	65	5	0	70	8	0	0	2	9	7	0	2	0	0	28	0	0	0	0	0	0	0	0	0
Sandhills	1515	536	288	4	828	187	9	0	28	839	340	25	159	0	33	1620	0	0	0	0	0	66	0	0	0
Slanghoek	897	297	4	5	306	203	39	0	15	754	191	7	64	0	0	1273	0	0	0	0	0	13	0	0	0
Witzenberg Municipality																									
Bella Vista	11664	1669	2848	0	4517	10537	552	0	463	6807	1736	0	521	0	3	20619	0	2	10	0	0	0	0	50	0
Ceres	0	0	0	0	0	8	0	0	6	12	0	0	0	0	0	26	0	0	0	0	0	0	0	60	4
Montana	7018	1905	1888	92	3885	3881	240	0	123	1745	557	0	108	0	151	6805	4	0	0	0	0	224	0	0	0
Nduli	966	0	0	0	0	6	10	9	22	73	67	66	23	0	0	276	0	0	0	0	0	0	0	0	0
Rietvallei	15483	799	1274	0	2073	15830	2816	0	665	4528	1336	3	511	0	195	25884	22	8	69	0	0	0	8	0	0
Tulbagh	9207	2218	2331	7	4556	5745	851	4	332	1316	568	59	382	0	21	9278	2	0	0	0	0	287	56	0	0
Witzenville	6303	429	597	0	1026	6829	206	0	236	2827	1074	13	241	0	2	11428	0	0	0	0	0	441	0	0	0
Wolseley	9998	1117	1022	7	2146	7626	2107	28	402	2140	617	11	176	0	0	13107	0	1	6	0	1	190	4	0	0
Op die Berg	4802	713	855	4	1572	3269	181	0	223	3294	639	40	128	0	398	8172	0	0	0	0	0	396	0	0	0
Prins Alfred Hamlet	7754	946	354	521	1821	8095	1158	18	297	1945	450	13	185	0	141	12302	0	0	0	0	0	328	5	0	0
Laaste Drift	1791	33	194	0	227	549	15	0	19	2490	219	3	71	0	0	3366	0	0	0	0	0	0	0	0	0
Witzen Valley	1517	65	155	0	220	358	52	46	156	3428	1555	177	438	0	0	6210	0	0	0	0	0	0	0	0	0
TOTAL	25	189776	26485	4180	49340	138334	24029	205	9549	64658	22348	923	6647	0	3183	269876	42	16	238	0	1	10648	846	44	0

WORCESTER (CONTINUED)

CONTROL AREA: CAPE WINELANDS AND OVERBERG		PERIOD: APRIL 2021 TO MARCH 2022																						
LIBRARY	Total book circulation	MEMBERSHIP				BOOK CIRCULATION						CIRCULATION OF AUDIOVISUAL MATERIAL					OVERDRIVE/ LIBBY							
		Adults	Children	ICT only	Total	ADULTS			CHILDREN			Provisional Entries (n.a.)	Periodicals	Total	Circulation of ICT computers	Ebooks	Audiobooks							
						Afrikaans	English	isiXhosa	Non-fiction	Afrikaans	English							isiXhosa	Non-fiction	CDs	Videos	DVDs	Audiobooks	Cassettes
Brandvlei Maximum Correctional Services	3560	107	0	0	107	535	940	362	933	3	14	7	82	126	236	3238	0	0	0	0	0	0	0	
Brandvlei Medium Correctional Services	389	276	0	0	276	681	488	391	364	245	310	191	137	0	0	2807	0	0	0	0	0	0	0	0
Brandvlei Youth Correctional Services	142	101	0	0	101	603	415	141	457	153	143	62	152	0	58	2184	0	0	0	0	0	0	0	0
De la Bat	6355	86	175	0	261	5543	1460	0	1867	4650	3381	534	3233	0	0	20668	0	0	0	0	0	0	0	0
Obiqua Correctional Services	1405	59	0	0	59	1736	1004	440	767	178	4	5	938	0	0	5072	0	0	0	0	0	0	0	0
Pionier Braille	2665	374	280	0	654	1491	347	24	344	1471	741	57	197	0	304	4976	0	0	0	0	0	0	0	0
DEPOTS	6	1003	455	0	1458	10589	4654	1358	4732	6700	4593	856	4739	126	598	38945	0	0	0	0	0	0	0	0
GRAND TOTAL	31	27488	19130	4180	50798	148923	28683	1563	14281	71358	26941	1779	11386	126	3781	308821	42	16	238	0	1	10648	846	44

NOTES

Dotted lines for writing notes.



www.westerncape.gov.za/library



**Western Cape
Government**