



**Western Cape
Government**

Cultural Affairs and Sport

BETTER TOGETHER.



Annual Review 2019/20
Western Cape Library Service

Jaaroorsig 2019/20
Wes-Kaapse Biblioteekdiens

Uhlolo loNyaka lowama-2019/20
Inkonzo yeThala leeNcwadi yaseNtshona Kapa



Annual Review 2019/20

Western Cape Library Service

Overview	2	Central Organisation	11
Budget	4	<ul style="list-style-type: none"> • Selection 11 • Technical Services 11 <ul style="list-style-type: none"> • SLIMS system support • Cataloguing • Preparations • Information Services 12 <ul style="list-style-type: none"> • Central Reference Section (SN) • Publication and Promotions Section • Research • Library Administration Support 13 • Registry 13 	
Regional Organisation	5	Municipal Support Services	14
<ul style="list-style-type: none"> • Public library service points 5 <ul style="list-style-type: none"> • Service points per control area • Libraries per region • New library facilities and upgrades • Statistics 6 <ul style="list-style-type: none"> • Membership • Annual circulation <ul style="list-style-type: none"> • Books and periodicals • Books per genre • Use of non-fiction • Audiovisual material • Libraries with the highest circulation figures • Circulation per municipality • Library stock totals 		<ul style="list-style-type: none"> • Public Library Enhancement 14 • Municipal Funding 14 <ul style="list-style-type: none"> • Conditional Grant • Municipal Replacement Funding • Metro Library Grant 	
		Summary of statistics	17

Management

Director Cecilia Sani

Central Organisation

• Deputy Director Theresa Caroline
 • Assistant Director, Information Services Neville Adonis
 • Assistant Director, Selection Vacant
 • Assistant Director, Technical Services Bradley Meyer
 • Assistant Director, Library Administration Support Services Vacant

Regional Organisation

• Deputy Director Vacant
 • Assistant Director, Cape Winelands and Overberg Control Area Yvette Herbst
 • Assistant Director, Eden and Central Karoo Control Area Ronel Mouton
 • Assistant Director, West Coast Control Area Selvyn Booysen
 • Assistant Director, Metropole Control Area Leonard Fortuin

Municipal Support Services

• Deputy Director Pieter Hugo
 • Assistant Director, Municipal Funding Mbulelo Simema
 • Assistant Director, Public Library Enhancement Ethney Waters

OVERVIEW

Vision of the Department of Cultural Affairs and Sport

A socially inclusive, creative, active and connected Western Cape.

Mission of the Department of Cultural Affairs and Sport

To encourage excellence and inclusiveness in sport and culture through the effective, efficient and sustainable use of our resources and through creative partnerships with others. In moving towards excellence, the Department will create the conditions for access and mass participation, talent identification and skills development.

Strategic goals, objectives and functions of the Western Cape Library Service

Within the framework of the Department's vision and mission, the strategic goals of the Western Cape Library Service (WCLS) are:

- to support and enhance library services for all citizens of the Western Cape
- to develop, transform and promote a sustainable library and information service. This contributes to nation building, good governance, social inclusion and human capital development as well as sustainable economic growth and opportunities.

The strategic objectives of the WCLS are to assist municipalities in the rendering of public library services in the Western Cape and thereby to provide library and information services that:

- are free, equitable and accessible
- provide for the information, reading and learning needs of people
- promote a culture of reading, library usage and lifelong learning.

The functions of the WCLS are:

- acquiring new library material
- professional processing of library material
- providing library material and equipment as well as professional guidance to public libraries
- ensuring that the collections in its 378 libraries remain relevant and updated
- undertaking a needs analysis, and in consultation with public libraries, providing training programmes by the Regional Organisation
- promoting the use of library material
- providing a specialised information service through its Central Reference Section and undertaking relevant research
- maintaining a computerised library and information system
- sustaining and extending the Extended Rural Library Service Project (mini libraries) to disadvantaged communities that have no library facilities. (This forms part of the Community Library Conditional Grant programme)
- promoting Information and Communication Technology (ICT) to improve services by providing multiple workstations with free internet connectivity at rural public libraries through the Rural Libraries Internet Connectivity Project (RLICP)
- roll out of the Western Cape Government's Broad Band Initiative (BBI)
- transferring payments from the conditional grant funding to municipalities with the main focus on employing additional staff and the building of new libraries or upgrading existing public libraries
- transferring payments from the Provincial Treasury's Municipal Replacement Fund (MRF) to assist libraries in B3-municipalities to start addressing the unfunded mandate
- implementing the Mzansi Libraries Online project, ensuring enhanced ICT connectivity and library staff development
- establishing mini library sites for the blind in existing public libraries in conjunction with the SA Library for the Blind.

Acts, rules, regulations and provincial strategies

The following legislation impacts on the WCLS:

- **Constitution of the Republic of South Africa, 1996 (Act 108 of 1996)**

Annexure Five: libraries (excluding national libraries) are exclusively a provincial legislative competency.

- **Provincial Library Service Ordinance, 1981, Ordinance 16 of 1981**

Historically the provision of library services was a shared service between provinces and municipalities as per the above ordinance. An unfunded mandate was created by the Constitution of South Africa (Act no 108 of 1996) assigning the library function as an area of exclusive provincial legislative competence, but without the funds adequately following the function.

The Department of Cultural Affairs and Sport (DCAS), with the assistance of our National Department of Arts and Culture and our Provincial Treasury, are addressing the unfunded mandate through the Conditional Grant, the Municipal Replacement Fund and the Metro Library Grant, by fully funding the 15 B3- municipalities and providing significant funding for the remaining B1- and B2- municipalities and partial funding for the Metro.

As a result of this, municipalities continue to provide a front-line service while the Provincial Department continues to engage in economies of scale via the co-ordination of procurement, selection, book preparation, cataloguing, distribution upgrading, and provision of new libraries across the province.

- **Western Cape Languages Act, 1998, Western Cape Language Policy, 2005**

The official languages Afrikaans, English and isiXhosa are used and enjoy equal status.

Demographic profile of the Western Cape

Year	2019
Population	7 005 741
Population groups	
• Coloured	46%
• Black	33%
• White	17%
• Indian/Other	1%
• Unspecified	3%
Home language	
• Afrikaans	46%
• isiXhosa	26%
• English	21%
• Other	5%
• Unspecified	2%
Age distribution	
• 0-4	8.05%
• 5-9	8.14%
• 10-19	15.38%
• 20-59	58.12%
• 60-100	10.31%
Gender distribution	
• Female	50.69%
• Male	49.31%
Unemployment rate in the Western Cape	24.8%
Internet connectivity	
• Population with access to internet	15.72%
• Population with access to internet at home	7.07%
• Population with access to internet at a library	1.27%
• Population with access to internet at work	5.39%
• Population with a computer at home	9.43%
• Population with a cell phone at home	26.18%
• Population that accesses the internet via cell phone	16.38%
Size of the province in km²	129 462
Population of South Africa	59 622 350

Data Sources: Stats SA Mid-Year Population Estimates 2020, Stats SA Quarterly Labour Force Survey, Quarter 1: 2020, Stats SA Census 2011

BUDGET

The expenditure of the WCLS for the past five years represents actual expenditure.

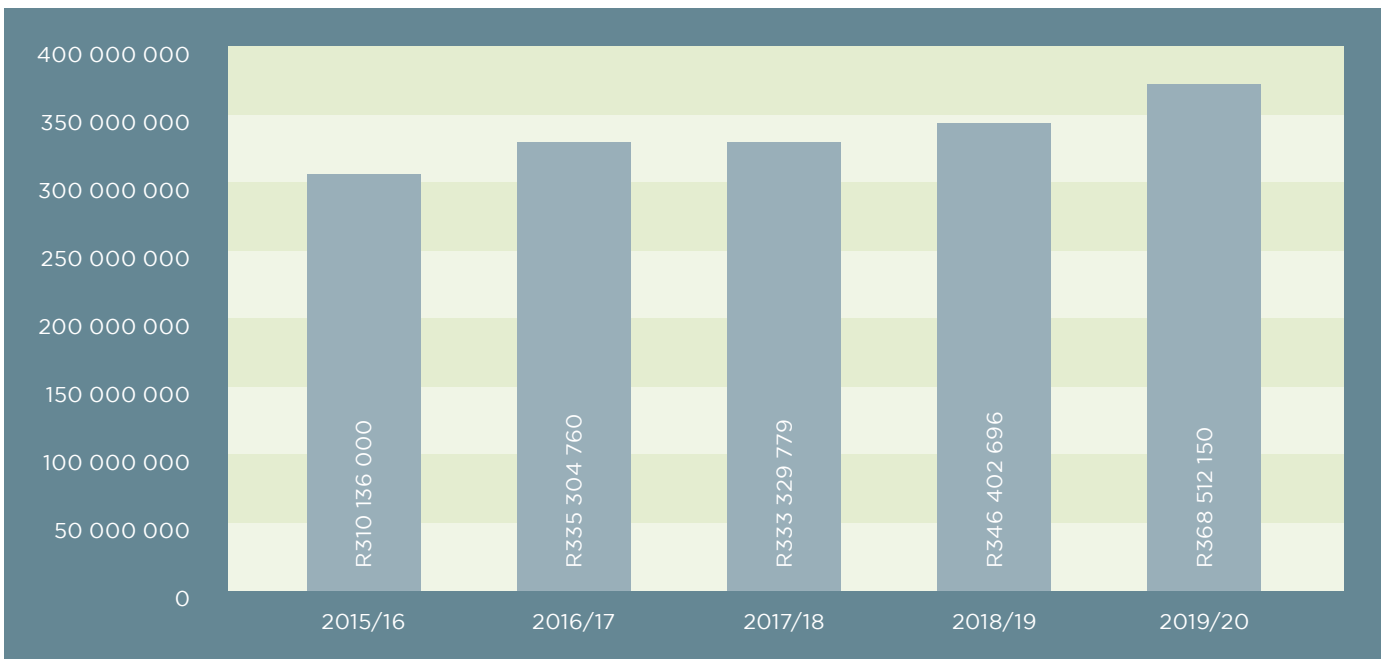
The expenditure for the financial year 2019/20 includes that of the Conditional Grant, the Municipal Replacement Fund and the Metro Library Grant.

WCLS expenditure 2019/20 (actual expenditure)

WCLS	R95 236 481
Metro Library Grant	R10 000 000
Municipal Replacement Funding	R76 512 669
Conditional Grant	R186 763 000
Total	R368 512 150

	2015/16	2016/17	2017/18	2018/19	2019/20
Total budget	R310 136 000	R335 304 760	R333 329 779	R346 402 696	R368 512 150
Increase/decrease (%)	21.21%	8.12%	-0.59%	3.77%	6.38%

Total budget: WCLS (2015/16 - 2019/20)



REGIONAL ORGANISATION

Regional Organisation, a sub-directorate of the WCLS, comprises four control areas, namely Cape Winelands and Overberg; Eden and Central Karoo; Metropole and West Coast, with fifteen regional libraries under their control.

There were 378 service points during this review period.

The phrase, library service points is a collective for libraries and depots. The term 'library' refers to a public or community facility with an appropriate collection of material which has been designated by the municipal council to provide library services to all individuals residing in the municipal area. The term 'depot' refers to a library that is affiliated to the WCLS, managed by an organisation other than a municipality, for example Correctional Services and/or any other organisation.

The main functions of the regions are to provide library material and equipment to public libraries, professional guidance and training to public librarians and to assist with the building of library facilities.

Public library service points

Service points per control area

The division of library service points into control areas is shown in the table below.

Control areas	Libraries	Depots	Total
Cape Winelands and Overberg	77	11	88
Eden and Central Karoo	81	3	84
Metropole	105	5	110
West Coast	87	9	96
Total	350	28	378

Libraries per region

Library service points are distributed in the 15 regions as follows:

	Libraries	Depots	Total
Cape Winelands and Overberg			
Hermanus	20	5	25
Swellendam	32	0	32
Worcester	25	6	31
Total	78	11	89
Eden and Central Karoo			
Beaufort West	14	0	14
George	25	3	28
Mossel Bay	28	0	28
Oudtshoorn	14	0	14
Total	81	3	84
Metropole			
Blaauwberg	9	0	9
Cape Town	33	0	33
False Bay	15	1	16
Southern	20	2	22
Tygerberg	28	2	30
Total	105	5	110
West Coast			
Saldanha	33	1	34
Stellenbosch	31	7	38
Vanrhynsdorp	23	1	24
Total	87	9	96
Grand total	350	28	378

New library facilities and upgrades

Three new library service points were opened in the year under review: Khayaletu, Groenheuwel and Koekenaap. One new depot opened at Elim. The Harold Krumm library was upgraded.

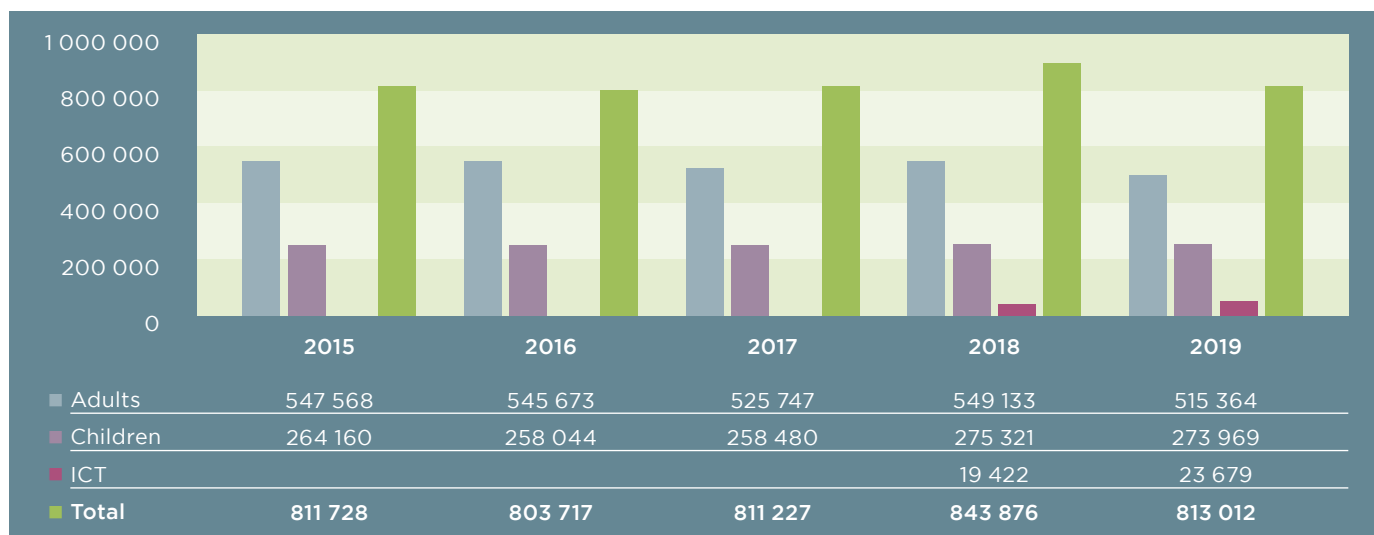
	Library	Municipality	Region
New libraries	Khayaletu	Knysna	George
	Groenheuwel	Drakenstein	Stellenbosch
	Koekenaap	Matzikama	Vanrhynsdorp
New depots	Elim	Cape Agulhus	Swellendam
Library upgrades	Harold Krumm	Saldanha Bay	Saldanha

Statistics

Membership

Information and Communications Technology (ICT) membership was added to this financial year with 23,679 members.

Membership of public libraries (2015 – 2019)



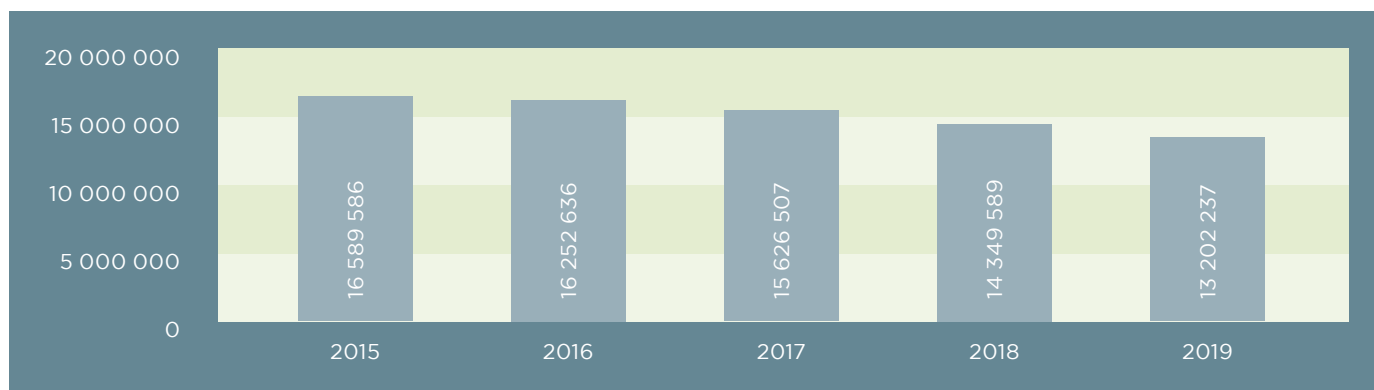
Membership totals per municipality

Municipality	2015/16	2016/17	2017/18	2018/19	2019/20
Beaufort West	11 716	8 220	8 537	8 101	4 509
Laingsburg	1 613	2 080	1 780	1 727	1 944
Prince Albert	3 665	4 061	4 057	3 245	3 060
City of Cape Town	353 662	355 374	342 183	352 497	323 203
George	51 998	51 408	52 347	50 366	50 965
Knysna	32 718	31 721	25 964	28 255	28 249
Bitou	14 353	11 697	13 373	14 001	16 838
Overstrand	17 719	17 487	22 506	18 089	17 242
Theewaterskloof	7 127	8 139	6 572	9 128	9 040
Hessequa	14 821	15 029	14 773	15 102	15 354
Mossel Bay	27 731	29 386	28 833	30 284	31 060
Kannaland	4 638	4 723	3 924	3 742	4 613
Oudtshoorn	11 247	12 481	13 319	13 460	16 073
Bergrivier	9 371	12 128	10 417	13 005	13 530
Saldana Bay	21 501	13 261	15 821	18 091	18 386
Swartland	15 178	12 196	16 981	16 195	12 713
Drakenstein	85 331	83 181	93 455	97 752	101 057
Stellenbosch	28 777	28 158	28 219	30 572	31 574
Langeberg	17 650	19 137	22 025	23 470	24 476
Cape Agulhas	8 925	10 703	11 526	14 050	14 334
Swellendam	3 394	3 350	3 241	5 447	4 992
Breede Valley	37 593	32 134	32 371	35 931	27 725
Witzenberg	22 671	26 852	27 610	29 950	29 360
Matzikama	4 728	7 024	7 048	6 335	7 322
Cederberg	3 377	3 778	4 345	5 081	5 393
Total	811 728	803 717	811 227	843 722	813 012

Annual circulation

The circulation of printed library material continued to decline during the last calendar year with a decrease of 7.99% for the total circulation of books and periodicals.

Circulation of books and periodicals (2015 – 2019)



Annual circulation of books per genre (2015 – 2019)

Circulation in all genres of printed material has shown a steady decrease over the years.

Year	AF	EF	Adult isiXhosa	NF	AJF	EJF	Children isiXhosa	JNF	Periodicals
2015	5 073 865	3 964 232	32 548	1 511 644	2 037 289	2 740 719	96 057	630 324	502 908
2016	4 918 562	3 850 676	37 484	1 465 790	1 975 531	2 808 734	90 543	628 748	476 568
2017	4 658 639	3 716 098	30 573	1 438 307	1 941 824	2 680 718	90 676	631 882	437 790
2018	3 977 824	2 906 199	29 434	1 252 185	1 819 033	2 448 970	68 364	470 901	400 899
2019	3 896 458	3 126 944	23 756	1 106 197	1 742 225	2 352 910	74 779	518 058	360 910

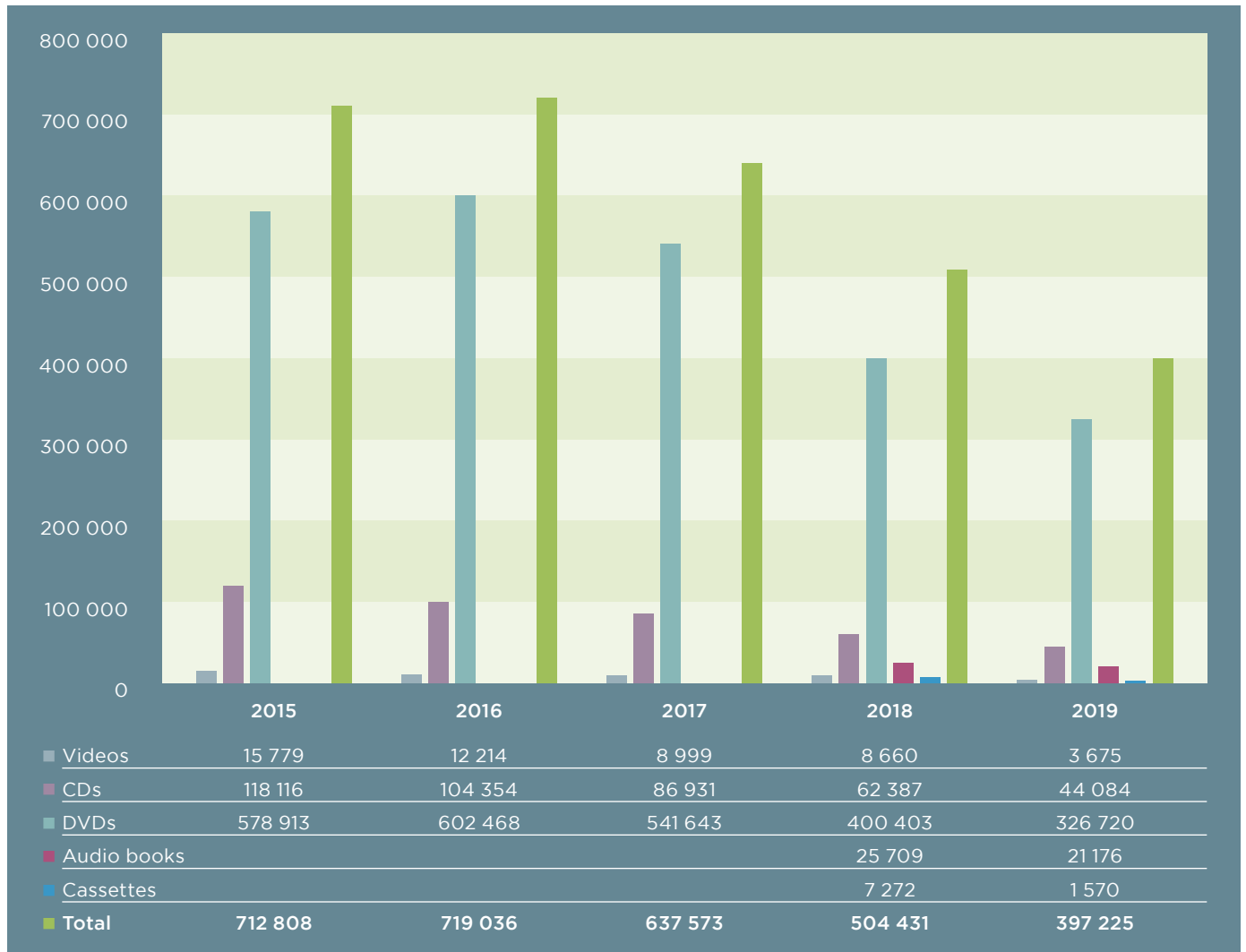
Libraries with the highest non-fiction usage (2018/19 – 2019/20)

2018/19	% usage
Moses Mabhida	51
Moorreesburg	50
Mfuleni	45
Toekoms ML	42
Nyanga	40
Gugulethu	40
KwaNokuthula	37
Simon's Town	36
Eikendal	36
Tokai	35
Harare Square	34
Langa	34
Masifunde	34
Central	33
Crossroads	33

2019/20	% usage
Henry Fagan Depot	51
Kuyasa	48
Jan Kriel Depot	43
Central	41
Masakhane	40
Crossroads	39
Nazeema Isaacs	39
Obiqua Correctional Service	39
Nyanga	38
Mfuleni	38
Langa	37
Moses Mabhida	35
Wellington Readers	34
Zolani	33
Pelican Park	32

Circulation of audiovisual material (2015 – 2019)

There was a significant drop in the circulation of audiovisual material (a decrease of 11.89% from the year before). Constantly evolving technology offers users alternative ways of accessing audio and visual material, for example, through downloads or streaming from the internet. The WCLS therefore no longer procures new CDs.



Libraries with the highest circulation figures

Brackenfell Public Library was once again the public library with the highest circulation figure in the Western Cape during 2019, followed by Somerset West and Durbanville public libraries.

2018	Circulation figures
Brackenfell	604 652
Somerset West	469 044
Durbanville	420 006
Bellville	372 730
Strand	290 759
George	282 443
Paarl	268 683
Fish Hoek	254 450
Claremont	246 437
Hermanus	242 421
Meadowridge	219 308
Tyger Valley	212 041
Table View	211 665
Parow	201 190
Edgemoed	198 326
2019	Circulation figures
Brackenfell	572 572
Somerset West	408 288
Durbanville	376 548
Bellville	281 289
Fish Hoek	271 995
Strand	259 368
George	250 380
Paarl	243 184
Hermanus	234 148
Tyger Valley	199 662
Meadowridge	190 483
Edgemoed	182 767
Claremont	179 550
Milnerton	170 357
Parow	158 565

Circulation of library items per municipality

The total circulation of printed and audiovisual library items per municipality is listed below. Circulation statistics for depots are not included here, as depots do not fall under the jurisdiction of municipalities.

Municipality	2018	2019
Beaufort West	108 744	92 653
Bergrivier	224 056	236 645
Bitou	124 437	127 159
Breede Valley	347 158	258 961
Cape Agulhas	177 221	173 004
Cederberg	158 537	102 738
City of Cape Town	8 098 274	7 667 678
Drakenstein	633 271	562 540
George	457 208	347 575
Hessequa	361 833	380 066
Kannaland	64 417	64 926
Knysna	216 109	234 494
Laingsburg	26 435	23 635
Langeberg	255 518	334 018
Matzikama	196 937	174 235
Mossel Bay	379 925	363 387
Oudtshoorn	201 970	206 503
Overstrand	571 077	558 662
Prince Albert	56 638	54 331
Saldanha Bay	260 357	221 609
Stellenbosch	338 711	290 520
Swartland	406 778	384 337
Swellendam	104 402	163 698
Theewaterskloof	280 682	192 707
Witzenberg	298 894	289 158
Total	14 349 589	13 505 239

Library stock totals

The stock total in this review period was 5,840,969 and includes books and audiovisual material. The figures represent the stock of the 15 regional libraries, General Stacks and the Central Reference Collection. The total value of the stock items held in all Western Cape public libraries was R476,883,789 at the end of the 2019/20 financial year.

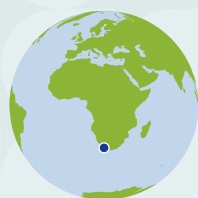
The total stock items have decreased over the last few years as libraries are removing out-of-date stock and the decreasing budget is hampering the replacement of stock.

Stock totals according to regions (2018/19 – 2019/20)

2018/19	Stock	Value
Tygerberg	695 387	57 216 740
Central Reference and General Stacks	494 684	27 151 409
Saldanha	422 693	32 240 585
Stellenbosch	420 977	32 182 852
Cape Town	406 603	47 055 854
False Bay	394 840	34 559 758
Southern	384 670	37 226 888
Swellendam	381 690	26 535 921
George	374 287	28 591 092
Mossel Bay	354 618	25 880 838
Worcester	341 533	24 735 840
Hermanus	292 361	23 238 737
Vanrhynsdorp	284 566	19 160 525
Blaauwberg	279 616	23 237 921
Oudtshoorn	276 922	17 133 895
Beaufort West	206 973	13 759 901
Total	6 012 420	469 908 755

2019/20	Stock	Value
Tygerberg	638 261	R54 262 941
Central Reference and General Stacks	597 113	R43 533 837
Stellenbosch	419 517	R32 671 931
Saldanha	403 001	R31 735 123
Cape Town	381 158	R44 928 425
Swellendam	373 328	R26 787 747
George	366 676	R28 664 573
False Bay	363 733	R33 088 980
Southern	355 383	R35 378 426
Mossel Bay	350 755	R26 267 319
Worcester	336 316	R24 838 769
Oudtshoorn	269 720	R17 480 931
Hermanus	263 517	R22 202 266
Blaauwberg	260 926	R22 347 689
Vanrhynsdorp	256 844	R18 789 887
Beaufort West	204 721	R13 904 939
Total	5 840 969	R476 883 789

OVERVIEW OF THE WCLS 2019/20



The WCLS is the biggest public library network in Africa



The *Cape Librarian* magazine is a professional Library and Information Science journal, produced since 1957



The WCLS was established in 1955



It offers specialised research and reference support for public libraries



Access to a rare collection of 16mm films

CENTRAL ORGANISATION

The Central Organisation, a sub-directorate of the WCLS, comprises four divisions, namely Selection, Technical Services, Information Services and Library Administration Support Service. The primary function of the WCLS is to provide library material to affiliated public libraries. This is done through a centralised system of selection, acquisition, cataloguing and processing of materials that are distributed to Western Cape public libraries via a network of 15 regional libraries. Central Organisation is responsible for the selection, acquisition and cataloguing of library material, professional preparation and processing, the management of the SITA Library Information Management System (SLIMS), Central Reference Services, Research, Publication and Promotions and Library Administration Support.

Selection

The Selection Section provides a wide range of professionally reviewed material and manages a budget for public and regional libraries to select their own library material. Professional librarians review books that are submitted once a month for consideration by vendors registered on the Western Cape Supplier Database and the Central Supplier Database. A selection of titles is then reviewed, covering material in all three official languages of the Western Cape and including all genres from bestsellers to literary fiction, non-fiction, study guides, reference material and children's books. A bibliographic record is created for each reviewed item on the SLIMS database. A monthly book selection meeting is held where books for adults and children are considered. After the book selection meetings, quantities and bibliographic details are checked, after which the signed requisitions are made available to the Orders Section for the orders to be placed with vendors.

Selection statistics	2018	2019
Approval copies received	24 289	22 657
Book titles reviewed	4 061	4 865
Library material procured	135 327	174 467

Technical Services

Technical Services comprise the Library System Support, Cataloguing and the Preparations Section.

SLIMS system support

This section's main role is to support WCLS and public library staff with SLIMS. The section provides first-line support to libraries through the SLIMS Issue Tracker as well as go-live SLIMS implementation, follow-up and cataloguing training in SLIMS.

Cataloguing

The main function of the Cataloguing Section is to make an online catalogue available on SLIMS. It is essential for staff to load information accurately to ensure the integrity of the database and the successful retrieval of information by library users.

Below are the numbers of items catalogued during the last five calendar years.

Item	2015	2016	2017	2018	2019
Books	5 999	6 048	5 675	5 325	4 485
CDs	86	71	111	16	8
Audio books	0	1	0	0	0
DVDs	75	38	194	263	56
Total	6 161	6 158	5 980	5 604	4 549

Preparations

The purpose of this section is the receipt, processing and dispatching of new library material. Activities range from the initial receipt of new library material to the final dispatch of weekly consignments through a network of 15 regional libraries and the Central Reference Section (SN) within the Western Cape.

Below is an indication of the number of library material items (books and audiovisual material) processed for the last five calendar years.

	2015	2016	2017	2018	2019
Items processed	312 169	279 110	226 183	177 324	87 525

Information Services

Information Services supports the internal sections, regional libraries and public libraries. The sections are Research, Central Reference (SN), and Publication and Promotions.

Central Reference Section (SN)

This section, better known as SN, comprises five collections, namely reference, film, art, music and audiovisual. SN provides specialised information and information resources from the central reference collection that consists of 95 586 library items, via the 15 regional libraries to the 378 public libraries in the Western Cape. This entails managing information and sourcing requests from the stock in the section as well as from other institutions via the SABINET system. Another core function is dealing with ready reference queries, mainly for school projects, as well as providing reading material and audiovisual material such as videos, films, DVDs, CDs and language courses.

The stock-building policy of this section is based on providing resources containing specialised information.

Circulation and stock totals (2018 – 2019)

	Circulation 2018	Circulation 2019	Stock 2018	Stock 2019
Central Reference	1 066	1 015	63 950	64 612
Audiovisual collection (DVDs, films, CDs, audiobooks and videos)	645	429	14 670	19 033
Music collection	108	9	6 474	7 134
Art collection	27	36	4 725	4 724
Language courses		9	79	83
Total	1 846	1 498	89 898	95 586

Publication and Promotions Section

Publication and Promotions promotes the use of public libraries and their services in the Western Cape. The section also promotes a culture of reading by providing promotional material to public libraries by presenting events such as Library Week and National Book Week.

Budget (2017/18 – 2019/20)

2017/18	R887 320
2018/19	R975 000
2019/20	R945 000

Publications

Cape Librarian

Six issues of the Cape Librarian were produced during the 2019/20 financial year.



Year planner 2020

A year planner for 2020 was produced and distributed to all public libraries in the Western Cape as well as stakeholders in the LIS environment.

Oral History Initiative Project

The successful roll out of the Oral History Initiative Project for 2019 forms part of the vision of the Minister of Cultural Affairs and Sport to preserve hitherto undocumented stories and experiences in the province by capturing and recording the stories and making them available to the wider community, also contributing to social cohesion.

Successful Oral History Initiative projects that were initiated in the following communities during 2019:

April	Knysna
June	Mamre
September	Swellendam
December	Genadendal, Caledon, Tesselaarsdal, Greyton, Bereaville and Riviersonderend

South African Library Week (SALW) 2020

SALW was celebrated nationally from 16 to 22 March 2020 under the umbrella theme *Libraries: your partner for life*. This year, national SALW was launched in Paternoster and extended library week programmes and projects were held in the surrounding Laingville, Saldanha Bay, Langebaan, Hopefield and Vredenburg areas. The official launch date was 16 March 2020. The Minister of Cultural Affairs and Sport attended the launch, as well as the mayor of the Saldanha Bay Municipality and more than 100 guests.

National Book Week (NBW) 2019

NBW was celebrated from 2 to 4 September 2019 with the theme *#Ourstories*. The WCLS, in partnership with the South African Book Development Council (SABDC) and the Langeberg Municipality, successfully launched NBW at Happy Valley, Bonnievale, Montagu, Zolani and Ashbury community halls. The event was launched on 2 September 2019 by Minister Anroux Marais. Learners were also captivated by the appearances of the WCLS mascot, Bhuki, and the NBW mascot, Funda Bala. Programmes presented during the three days included: a registration desk for new membership applications, activities with toy libraries, wordathon card game for teenagers, storytelling, creative arts and craft sessions, puppet shows for children, 16mm film shows, face painting and mobisite workshops for learners.

Research

The Research Section of the WCLS undertakes research on library issues which are pertinent to public libraries and other role players in the library and information science field. It also sources and makes accessible management information and collates annual statistics of all 378 affiliated libraries.

Publications completed

Insiders View publication – WCLS

The *Insiders View* sketches out the functions performed behind the scenes at the WCLS. This publication seeks to bring across a better understanding of the functions and responsibilities of the different units within the directorate. The publication will foster an appreciation of the work performed by this directorate and the number of staff needed to fulfil these functions, the importance of required specialisation in certain areas, the professionalism needed to uphold standards and the need for more resources.

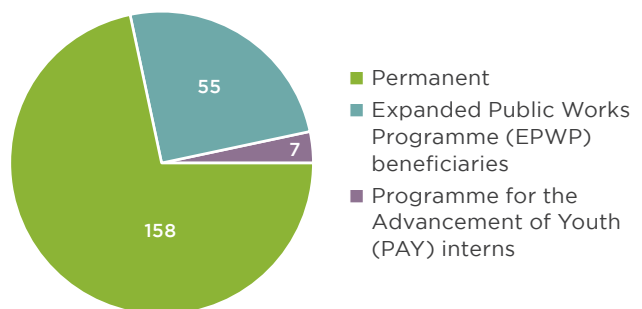
Annual Review 2019/20

The *Annual Review* serves as an invaluable research/informational tool for public libraries.

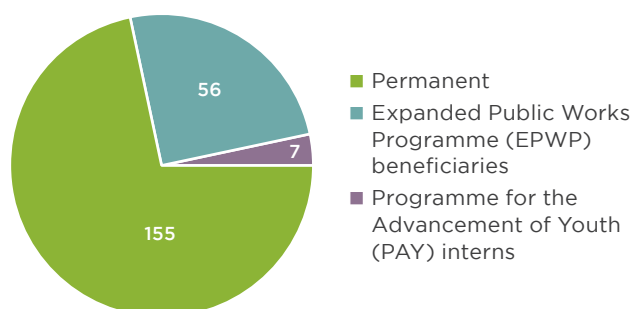
Library Administration Support

The main role of the Library Administration Support Section is to manage and coordinate finance and general administrative support systems within the directorate. The section provides guidance and advice on human, financial and other resources and assets. **Human resources** support staff with all human resource queries, coordinates the performance evaluation processes, fills vacancies and coordinates workplace skills development. **Financial management** is undertaken by coordinating the annual budget of the directorate by monitoring its cash flow and spending trends to ensure a smooth financial year-end. This also entails providing input when it comes to strategic planning, as well as providing financial information for quarterly and annual reports. **Asset management** is also a function of this section. This includes overseeing the procurement of goods and services (including library materials) and the regular payment of invoices. Building and vehicle inspections at the regional offices are regularly undertaken to ensure that all defects, risks and threats are identified and reported. This section also monitors the official use of transport in government vehicles which are held on its premises. Lastly, the section is responsible for the management of Occupational Health and Safety procedures.

WCLS staff compliment (2018)



WCLS staff compliment (2019)



Registry

The Registry Section is responsible for record keeping and filing the documents of the Library Service. This section ensures adherence to procedures, rules and regulations and legislation pertaining to records management.

MUNICIPAL SUPPORT SERVICES

Municipal Support Services, a sub-directorate of the WCLS, manages the Conditional Grant for Community Libraries, Municipal Replacement Funding and the Metro Library Grant. It also supports library services at municipal level by allocating and transferring funds and monitoring the spending by municipalities. They also assist municipalities with capacity building when it comes to the spending of these funds. The functions of this sub-directorate are managed by two sections: Public Library Enhancement and Municipal Funding.

Public Library Enhancement

Public Library Enhancement is responsible for projects, mostly funded by the Conditional Grant for Libraries.

These projects include:

- new libraries
- library upgrades
- the Rural Libraries Connectivity Project (RLCP) in cooperation with the provincial Broadband Initiative
- the Library Corners for the Blind in cooperation with the South African Library for the Blind
- Mzansi Libraries Online Project.

Some projects are centrally managed, and others are managed in collaboration with municipalities.

During the year under review, one new library was connected to the internet, bringing the total number of connected libraries to 227. Most of these libraries are part of the Western Cape Government's Broadband Initiative (186 of the rural libraries) and 44 libraries are part of the Mzansi Libraries Online project.

The South African Library for the Blind project was in a service enhancement year, with sites added, but visually impaired communities surrounding existing sites were trained and empowered in the use of the special IT equipment.

Municipal Funding

Conditional Grant

The purpose of the Conditional Grant for Community Libraries is to transform urban and rural community library infrastructure, facilities and services through a recapitalised programme at national, provincial and local government level.

An amount of R186,763,000 in Conditional Grant funding was received during the 2019/20 financial year. From this budget R176,763,000 was transferred to 19 municipalities in the province to pay for public library staff, purchase furniture and equipment, build new libraries and upgrade and maintain existing libraries. These funds were spent on addressing the unfunded mandate for libraries in the Province.

The following two tables show the allocation of Conditional Grant funding (Table A) and the activities financed by the fund (Table B).

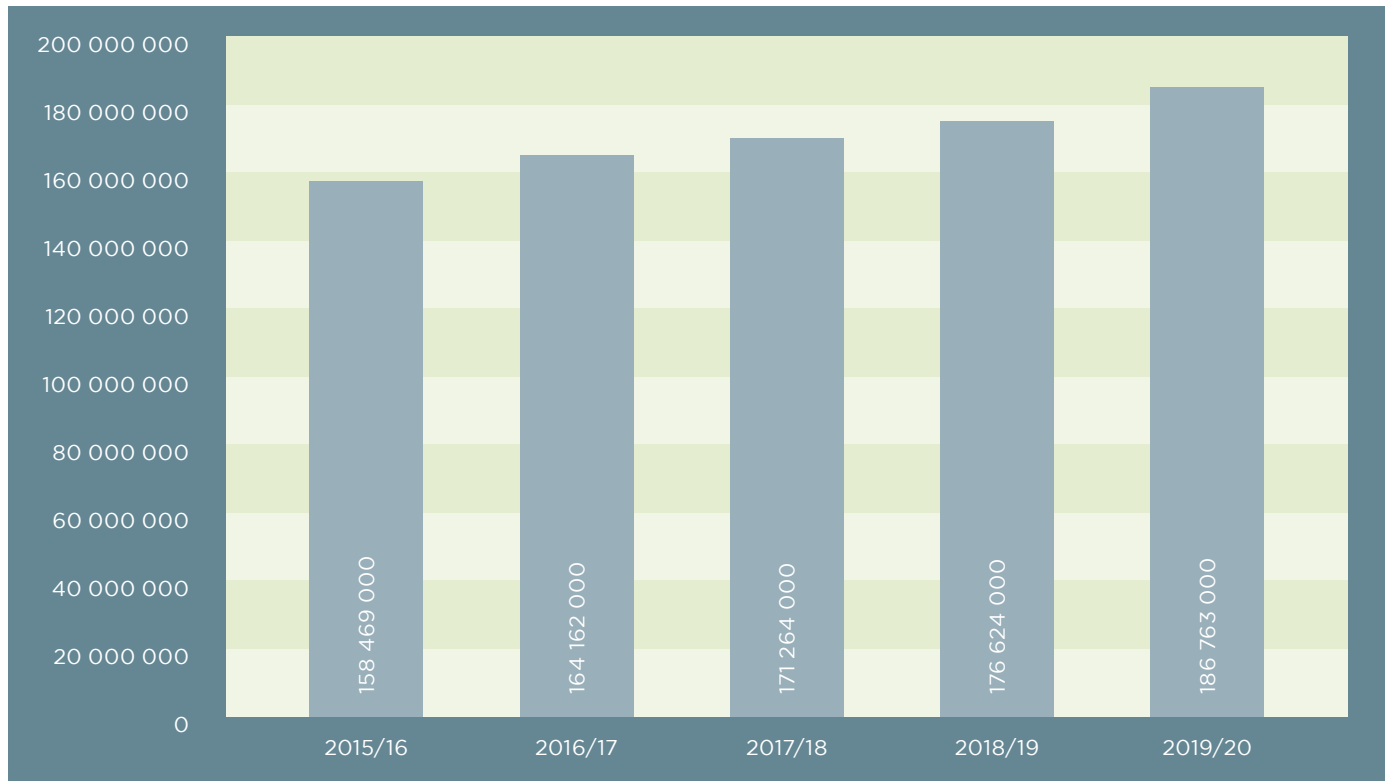
Table A: Allocation of Conditional Grant funding (2018/19 – 2019/20)

	2018/19	2019/20
Total allocation of Conditional Grant	R176 624 000	R186 763 000
Total transfers of monies to municipalities (staff, new libraries, library upgrades, maintenance and furniture)	R167 631 000	R176 763 000
Library material purchased	R2 661 370	R3 288 867
South African Library for the Blind project	R900 000	R900 000
Grant management in the Department (running costs: staff, goods and services)	R5 431 630	R5 811 133

Table B: Activities financed by Conditional Grant funding (2018/19 – 2019/20)

	2018/19	2019/20
Number of library material items purchased	16 928	21 758
New libraries built	2	4
Upgrades to existing libraries signed off	2	4
Number of staff in public libraries funded	670	652
Number of municipalities receiving transfer payments	19	21
Number of libraries with ICT infrastructure (new and refreshed)	3	1
Number of cooperative projects with South African Library for the Blind funded to establish special services for the visually impaired	1	5
Number of public libraries with internet access (cumulative)	226	227

Conditional Grant Budget (2015/16 – 2019/20)



The unfunded mandate for libraries in these B1- and B2-category municipalities was addressed through conditional grant funding during the 2019/20 financial year:

B1-municipalities	B2-municipalities
Drakenstein	Breede Valley
George	Knysna
Mossel Bay	Oudtshoorn
Stellenbosch	Overstrand
	Saldanha Bay

Municipal Replacement Funding (MRF)

The Western Cape Government's MRF supplements municipal investment in library services and sustains the future professional delivery and development of such services in the fifteen B3-municipalities of the Western Cape. In the 2019/20 financial year R76,447,000 was received from the Provincial Treasury. Of this R73,644,000 was transferred to the 15 municipalities. In total 96.3% of the budget was spent.

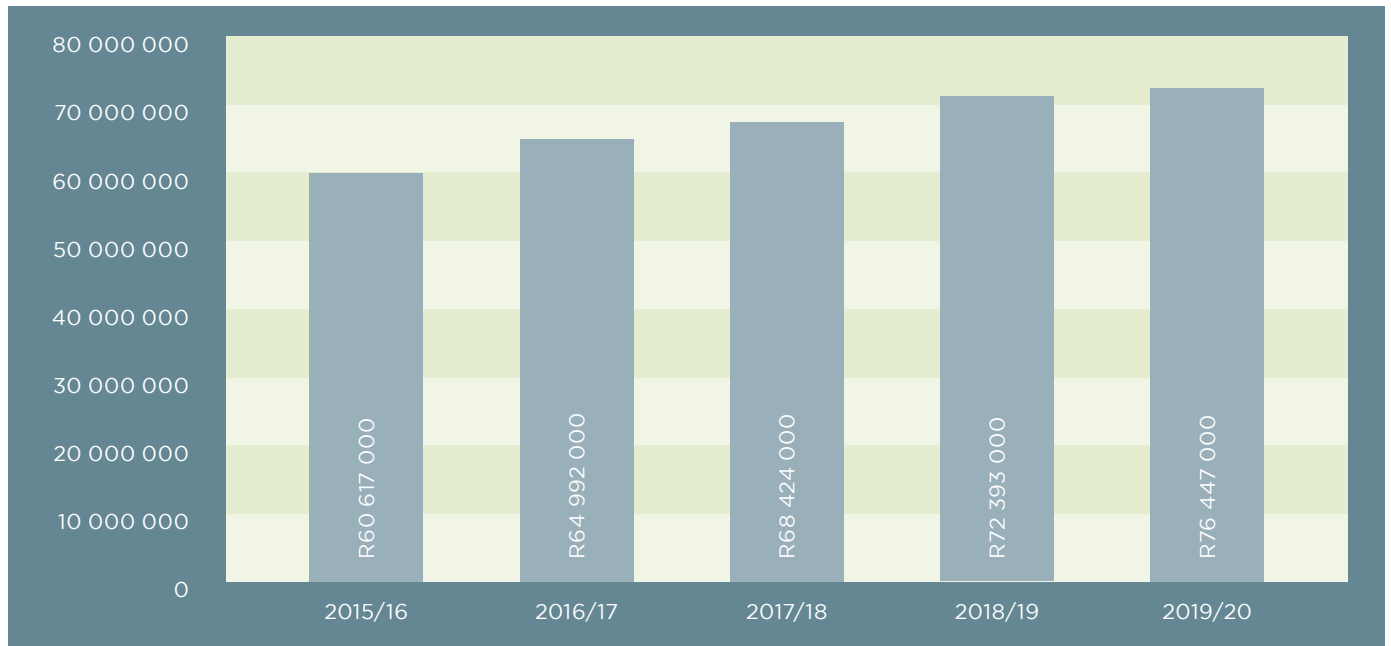
Budget (2019/20)

Budget	R76 447 000
Transfers to 15 municipalities	R73 644 000
Grant management (running costs: staff, goods and services)	R2 803 000

Activities funded by MRF (2019/20)

B3-municipalities	15
Number of municipalities receiving transfer payments	15
Library staff remunerated by replacement funding	240
Monitoring visits	46

Municipal Replacement Funding Budget (2015/16 – 2019/20)



The municipalities listed below are classified as B3-municipalities in the Western Cape and benefit from MRF:

B3-municipalities		
Beaufort West	Hessequa	Prince Albert
Berg River	Kannaland	Swartland
Bitou	Laingsburg	Swellendam
Cape Agulhas	Langeberg	Theewaterskloof
Cederberg	Matzikama	Witzenberg

Internet connectivity for rural libraries

A total of R7,252,000 was spent on ICT infrastructure during the year under the review, for which the funding was provided from the Broadband allocation in the equitable share of the WCLS budget.

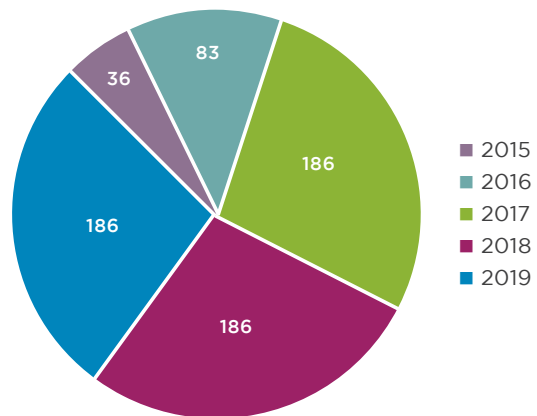
Expenditure on ICT infrastructure in libraries (2015/16 – 2019/20)

2015/16	R5 319 000
2016/17	R6 167 000
2017/18	R6 491 000
2018/19	R7 152 000
2019/20	R7 252 000

Broadband connectivity

The internet connectivity of 186 (69.4%) of rural library service points was migrated to broadband at the end of the 2018 calendar year and since the inception of the project in 2015.

Total number of library service points migrated to Broadband (2015/16 – 2019/20)



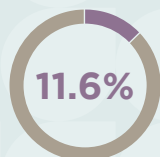
Metro Library Grant

The Metro Library Grant is a Western Cape Government fund aimed at supplementing the City of Cape Town's spending on library infrastructure. In 2019/20 the grant amounted to R10,000,000 and the full amount was transferred.

SUMMARY OF STATISTICS

	2018	2019
Western Cape population	6 844 272	7 005 741
Public libraries in the Western Cape	375	378
Registered users of public libraries	843 876	813 012
Total number of library items circulated	14 349 589	13 202 237
Audiovisual circulation	504 431	397 225
Items of library material in provincial stock	6 012 420	5 840 969
Visits to libraries by provincial staff	1 503	1 495
New library material items processed	177 324	87 525
Training programmes to public libraries	33	28
Periodical subscriptions	2 626	2 688
Municipalities served	25	25
Regions	15	15
Promotional projects	11	11
Items of library material procured (books and audiovisual)	135 327	174 467

OVERVIEW OF THE WCLS 2019/20



813,012 registered library users out of the 7,005,741 inhabitants of the Western Cape



227 libraries provided free internet access to their users



R368,512,150 spent on library staff, upgrades and new library facilities



13,202,237 library items circulated

378

library service points received ongoing professional support

4

new library service points established

5,840,969

library items in stock

2,688

periodicals and newspapers subscribed to on behalf of rural public libraries

174,467

new library items procured: books and audiovisual material



Jaarorsig 2019/20

Wes-Kaapse Biblioteekdiens

Oorsig 20

Begroting 22

Streekorganisasie 23

• **Openbare biblioteekdienspunte** 23

- Dienspunte per beheergebied
- Biblioteke per streek
- Nuwe biblioteekfasiliteite en opgraderings

• **Statistiek** 24

- **Lidmaatskap**
- **Jaarlikse sirkulasie**
 - Boeke en tydskrifte
 - Boeke per genre
 - Gebruik van nie-fiksie
 - Oudiovisuele materiaal
 - Biblioteke met die hoogste sirkulasiesyfers
 - Sirkulasie per munisipaliteit
- **Totale biblioteekvoorraad**

Sentrale Organisasie 29

• **Keuring** 29

• **Tegniese Dienste** 29

- SLIMS-stelselondersteuning
- Katalogiseringsafdeling
- Voorbereidingsafdeling

• **Inligtingsdienste** 30

- Sentrale Naslaanafdeling (SN)
- Publikasie- en Promosieafdeling
- Navorsing

• **Steundiens vir Biblioteekadministrasie** 31

• **Registrasie** 31

Munisipale Ondersteuningsdienste 32

• **Openbare Biblioteekverbetering** 32

• **Munisipale Befondsing** 32

- Voorwaardelike Toekenning
- Munisipale Vervangingsbefondsing
- Metro Biblioteektoekenning

Opsomming van statistiek 35

Bestuur

Direkteur Cecilia Sani

Sentrale Organisasie

- Adjunkdirekteur Theresa Caroline
- Assistentdirekteur, Inligtingsdienste Neville Adonis
- Assistentdirekteur, Keuring Vakant
- Assistentdirekteur, Tegniese Dienste Bradley Meyer
- Assistentdirekteur, Steundiens vir Biblioteekadministrasie Vakant

Streekorganisasie

- Adjunkdirekteur Vakant
- Assistentdirekteur, Kaapse Wynland en Overberg Beheergebied Yvette Herbst
- Assistentdirekteur, Eden en Sentraal-Karoo Beheergebied Ronel Mouton
- Assistentdirekteur, Weskus Beheergebied Selvyn Booysen
- Assistentdirekteur, Metropool Beheergebied Leonard Fortuin

Munisipale Ondersteuningsdienste

- Adjunkdirekteur Pieter Hugo
- Assistentdirekteur, Munisipale Befondsing Mbulelo Simema
- Assistentdirekteur, Openbare Biblioteekverbetering Ethney Waters

OORSIG

Visie van die Departement van Kultuursake en Sport

'n Maatskaplik-inklusiewe, kreatiewe, aktiewe en gekonnekteerde Wes-Kaap.

Missie van die Departement van Kultuursake en Sport

Om uitnemendheid en inklusiwiteit in sport en kultuur aan te moedig deur die effektiewe, doeltreffende en volhoubare gebruik van ons hulpbronne en om kreatiewe vennootskappe met ander te skep. In sy strewe na uitnemendheid sal die Departement geleenthede skep vir toegang en massadeelname, om talent te identifiseer en om vaardighede te ontwikkel.

Strategiese doelwitte, oogmerke en funksies van die Wes-Kaapse Biblioteekdiens

Binne die raamwerk van die Departement se visie en missie is die strategiese doelwitte van die Wes-Kaapse Biblioteekdiens (WKBD):

- om biblioteekdienste vir alle burgers in die Wes-Kaap te ondersteun en te verbeter
- om 'n volhoubare biblioteek- en inligtingsdiens te ontwikkel, te transformeer en te bevorder. Dit dra by tot nasiebou, goeie bestuur, maatskaplike inklusiwiteit en vaardigheidsontwikkeling, sowel as volhoubare ekonomiese groei en geleenthede.

Die WKBD se strategiese doelwitte is om munisipaliteite by te staan om openbare biblioteekdienste in die Wes-Kaap te lewer en sodoende biblioteek- en inligtingsdienste te verskaf wat:

- gratis en algemeen toeganklik is
- voorsiening maak vir inwoners se inligting-, lees- en leerbehoefes
- 'n kultuur van lees, biblioteekgebruik en lewenslange leer bevorder.

Die funksies van die WKBD is:

- om nuwe biblioteekmateriaal te verkry
- om biblioteekmateriaal professioneel voor te berei
- om biblioteekmateriaal en -toerusting asook professionele leiding aan openbare biblioteke te verskaf
- om te verseker dat die versamelings in sy 378 biblioteke relevant en opgedateer bly
- om deurlopend 'n behoefte-analise te onderneem en om dan ná konsultasie met openbare biblioteke opleidingsprogramme by die Streekorganisasie te verskaf
- om die gebruik van biblioteekmateriaal te bevorder
- om 'n gespesialiseerde inligtingsdiens deur die Sentrale Naslaanafdeling te lewer en toepaslike navorsing te onderneem
- om 'n gerekenariseerde biblioteek- en inligtingstelsel in stand te hou
- om die Uitgebreide Plattelandse Biblioteekdiens-projek (mini-biblioteke) aan benadeelde gemeenskappe, wat geen biblioteekfasiliteite het nie, uit te brei en in stand te hou (Dit is deel van die Voorwaardelike Toekenning van die Gemeenskapsbiblioteekprogram.)
- die bevordering van Inligtings- en Kommunikasie-tegnologie (IKT) deur middel van die Plattelandse Biblioteke Internetverbindingsprojek waar werkstasies in plattelandse openbare biblioteke met gratis internetverbindings voorsien word
- om die uitbreiding van die Wes-Kaapse regering se Breëbandinisiatief (BBI) op die platteland te fasiliteer
- die oordrag van betalings uit die Voorwaardelike Toekenningsfonds aan munisipaliteite met die hoofokus op die aanwending van addisionele personeel, om nuwe biblioteke te bou of om bestaande openbare biblioteke op te gradeer
- die oordrag van betalings van die Provinsiale Tesourie se Munisipale Vervangingsfonds om biblioteke in B3-munisipaliteite te help om die onbefondsde mandaat aan te spreek
- implementering van die Mzansi Biblioteke Aanlyn-projek, wat verbeterde IKT-verbinding en ontwikkeling van biblioteekpersoneel verseker
- om Mini-biblioteke vir Blindes in bestaande openbare biblioteke in samewerking met die SA Biblioteek vir Blindes tot stand te bring.

Wette, reëls, regulasies en provinsiale strategieë

Die volgende wetgewing het betrekking op die WKBD:

- **Grondwet van die Republiek van Suid-Afrika, 1996 (Wet 108 van 1996)**
Bylae vyf: Biblioteke (nasionale biblioteke uitgesluit) is uitsluitlik 'n provinsiale wetgewende bevoegdheid.
- **Provinsiale Biblioteekdiens Ordonnansie, 1981, Ordonnansie 16 van 1981**
Provinsies en munisipaliteite het vantevore die verantwoordelikheid vir die voorsiening van biblioteekdienste gedeel soos in bogenoemde ordonnansie gestipuleer. 'n Onbefondste mandaat is geskep deur die Grondwet van die Republiek van Suid-Afrika (Wet 108 van 1996), waar die biblioteekfunksie uitsluitlik aan die provinsiale wetgewer as 'n bevoegdheid toegestaan is, maar sonder die voorsiening van die nodige befondsing.

Die Departement van Kultuursake en Sport (DKES) — met hulp van die Nasionale Departement van Kuns en Kultuur en die Provinsiale Tesourie van die Wes-Kaap — spreek hierdie onbefondste mandaat aan met behulp van die Voorwaardelike Toekenning vir Gemeenskapsbiblioteke, die Munisipale Vervangingsfonds en die Metro Biblioteektoekenning deur die volledige befondsing van 15 B3-munisipaliteite, terwyl die oorblywende B2- en B3-munisipaliteite beduidende befondsing ontvang en Metro biblioteke gedeeltelike befondsing ontvang.

Gevolgtrek is hierdie munisipaliteite in staat om primêre biblioteekdienste aan inwoners te lewer terwyl die provinsiale departement grootskaalse besparings in werking kan stel deur die hoë-vlak koördinerende van aankope, keuring, voorbereiding van biblioteekmateriaal, katalogisering, verspreiding en die opgradering en voorsiening van nuwe biblioteke in die provinsie.
- **Wes-Kaapse Talewet, 1998, Wes-Kaapse Taalbeleid, 2005**
Die amptelike tale (Afrikaans, Engels en isiXhosa) word gebruik en hierdie tale geniet gelyke status.

Demografiese profiel van die Wes-Kaap

Jaar	2019
Bevolking	7 005 741
Bevolkingsgroepe	
• Kleurling	46%
• Swart	33%
• Wit	17%
• Indiër/ander	1%
• Ongespesifiseerd	3%
Huistaal	
• Afrikaans	46%
• isiXhosa	26%
• Engels	21%
• Ander	5%
• Ongespesifiseerd	2%
Ouderdomsverdeling	
• 0-4	8.05%
• 5-9	8.14%
• 10-19	15.38%
• 20-59	58.12%
• 60-100	10.31%
Geslagsverdeling	
• Vroulik	50.69%
• Manlik	49.31%
Werkloosheidskoers in die Wes-Kaap	24.8%
Internetverbinding	
• Bevolking met internettoegang	15.72%
• Huishoudings met internettoegang by die huis	7.07%
• Inwoners wat internettoegang by 'n biblioteek verkry	1.27%
• Inwoners met internettoegang by die werk	5.39%
• Inwoners wat 'n rekenaar by die huis het	9.43%
• Inwoners met 'n selfoon by die huis	26.18%
• Inwoners met internettoegang via 'n selfoon	16.38%
Grootte van die provinsie in km²	129 462
Totale bevolking van Suid-Afrika	59 622 350

StatsSA Halfjaarlikse Bevolkingskatting 2020; Stats SA Kwartaalike Arbeidsmag Opname, Kwartaal 1:2020, Stats SA Bevolkingsopname 2011

BEGROTING

Die afgelope vyf jaar se uitgawes van die Biblioteekdiens verteenwoordig werklike uitgawes.

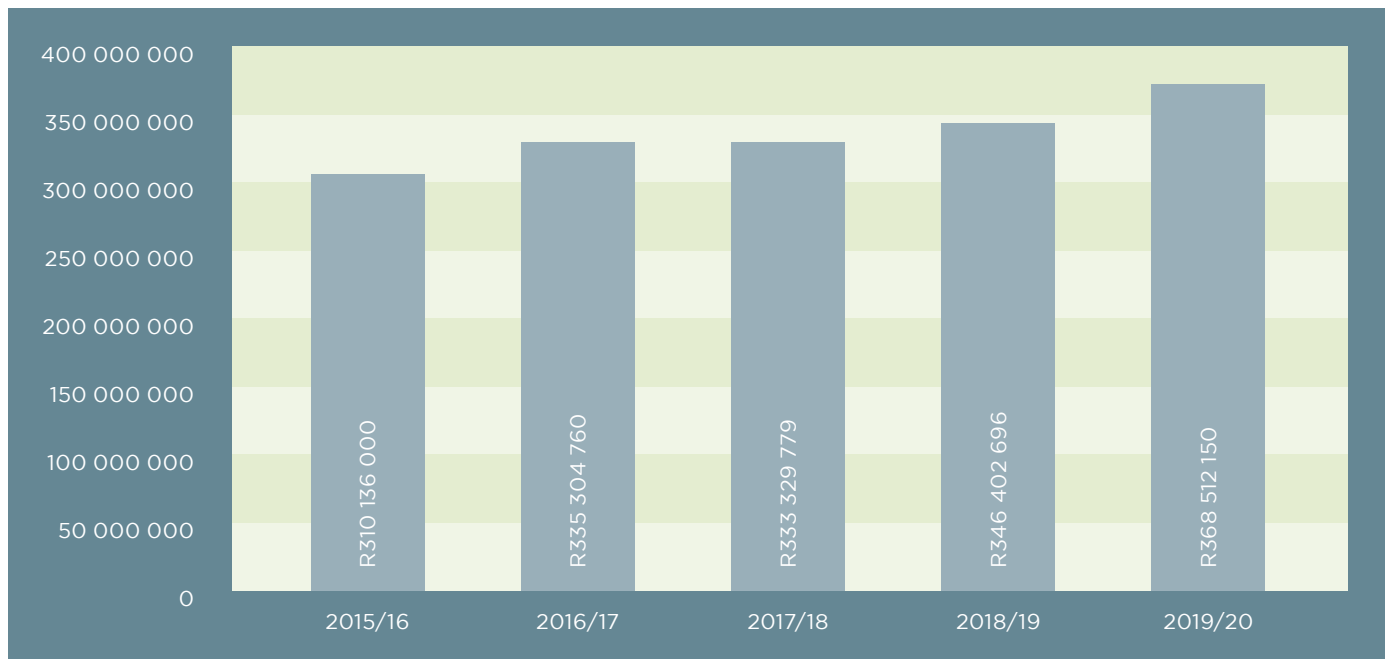
Die uitgawes vir die 2019/20-boekjaar sluit dié van die Voorwaardelike Toekenning, die Munisipale Vervangingsfonds en die Metro Biblioteektoekenning in.

Biblioteekdiensuitgawes 2019/20 (werklike uitgawes)

WKBD	R95 236 481
Metro Biblioteektoekenning	R10 000 000
Munisipale Vervangingsfonds	R76 512 669
Voorwaardelike Toekenning	R186 763 000
Totaal	R368 512 150

	2015/16	2016/17	2017/18	2018/19	2019/20
Totale begroting	R310 136 000	R335 304 760	R333 329 779	R346 402 696	R368 512 150
Afname/toename (%)	21.21%	8.12%	-0.59%	3.77%	6.38%

Totale begroting: WKBD (2015/16 – 2019/20)



STREEKORGANISASIE

Die streekorganisasie, 'n subdirektoraat van die WKBD, bestaan uit vier beheergebiede, naamlik Kaapse Wynlande en Overberg, Eden en Sentraal-Karoo, Metropool en Weskus met vyftien streekbiblioteke onder sy beheer.

Gedurende hierdie oorsigtydperk was daar 378 biblioteekdienspunte in die Wes-Kaap.

Die term biblioteekdienspunt sluit in alle biblioteke en depots. Die term 'biblioteek' verwys na 'n openbare of gemeenskapsfasiliteit met 'n gepaste versameling materiaal wat deur die munisipale raad aangewys is om biblioteekdienste te lewer aan alle individue wat in die munisipale gebied woon. Die term 'depot' daarenteen verwys na 'n biblioteek wat aan die WKBD verbonde is, maar wat deur 'n ander organisasie as 'n munisipaliteit, byvoorbeeld Korrektiewe Dienste en/of enige ander organisasie bestuur word.

Die belangrikste funksies van die streke is om biblioteekmateriaal en toerusting aan openbare biblioteke te verskaf, professionele leiding en opleiding aan openbare bibliotekarisse te gee en om hulp met die bou van biblioteekfasiliteite te verleen.

Openbare biblioteekdienspunte

Dienspunte per beheergebied

Die verdeling van biblioteekdienspunte in beheergebiede word in die tabel hieronder aangedui.

Beheergebied	Biblioteke	Depots	Totaal
Kaapse Wynland en Overberg	77	11	88
Eden en Sentraal-Karoo	81	3	84
Metropool	105	5	110
Weskus	87	9	96
Totaal	350	28	378

Biblioteke per streek

Die biblioteekdienspunte word soos volg in die 15 streke verdeel:

	Biblioteke	Depots	Totaal
Kaapse Wynland en Overberg			
Hermanus	20	5	25
Swellendam	32	0	32
Worcester	25	6	31
Totaal	78	11	89
Eden en Sentraal-Karoo			
Beaufort-Wes	14	0	14
George	25	3	28
Mosselbaai	28	0	28
Oudtshoorn	14	0	14
Totaal	81	3	84
Metropool			
Blaauwberg	9	0	9
Kaapstad	33	0	33
Valsbaai	15	1	16
Suid	20	2	22
Tygerberg	28	2	30
Totaal	105	5	110
Weskus			
Saldanha	33	1	34
Stellenbosch	31	7	38
Vanrhynsdorp	23	1	24
Totaal	87	9	96
Groot totaal	350	28	378

Nuwe biblioteekfasiliteite en opgraderings

Drie nuwe biblioteekdienspunte is in die verslagjaar geopen: Khayaletu, Groenheuvel en Koekenaap. Een nuwe depot is by Elim geopen. Die Harold Krumm-biblioteek is opgegradeer.

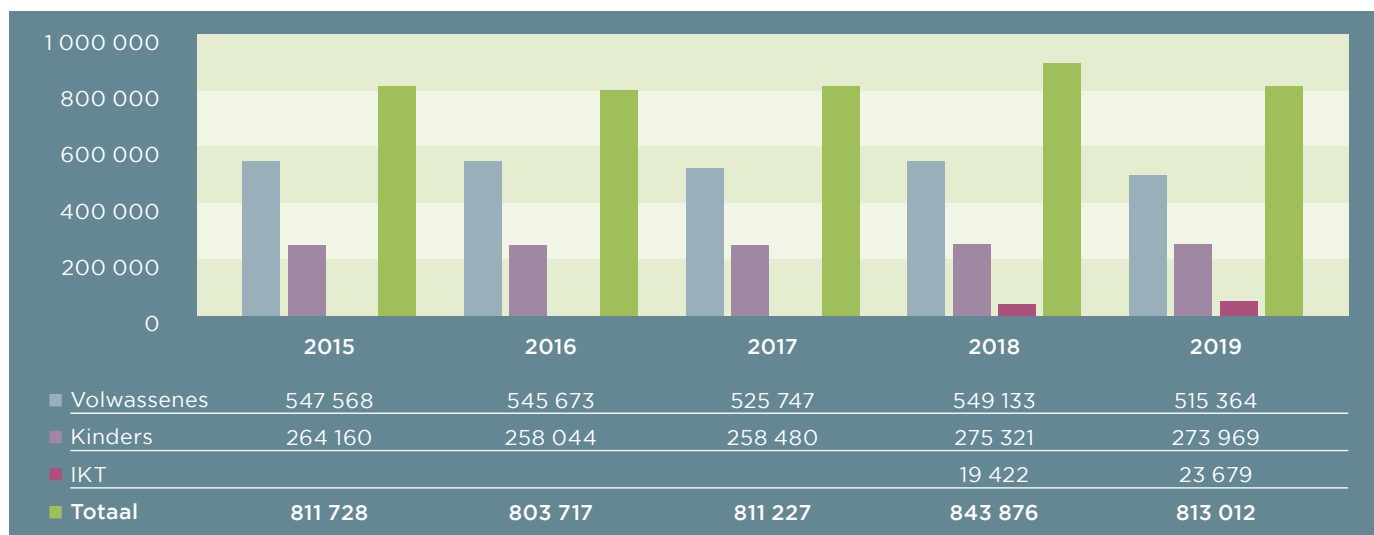
	Biblioteek	Munisipaliteit	Streek
Nuwe biblioteke	Khayaletu	Knysna	George
	Groenheuvel	Drakenstein	Stellenbosch
	Koekenaap	Matzikama	Vanrhynsdorp
Nuwe depots	Elim	Kaap Agulhus	Swellendam
Biblioteek-opgraderings	Harold Krumm	Saldanhabaai	Saldanha

Statistiek

Lidmaatskap

IKT-lidmaatskap van 23,679 lede is vir hierdie boekjaar bygevoeg by totale lidmaatskap.

Lidmaatskap van openbare biblioteke (2015 – 2019)



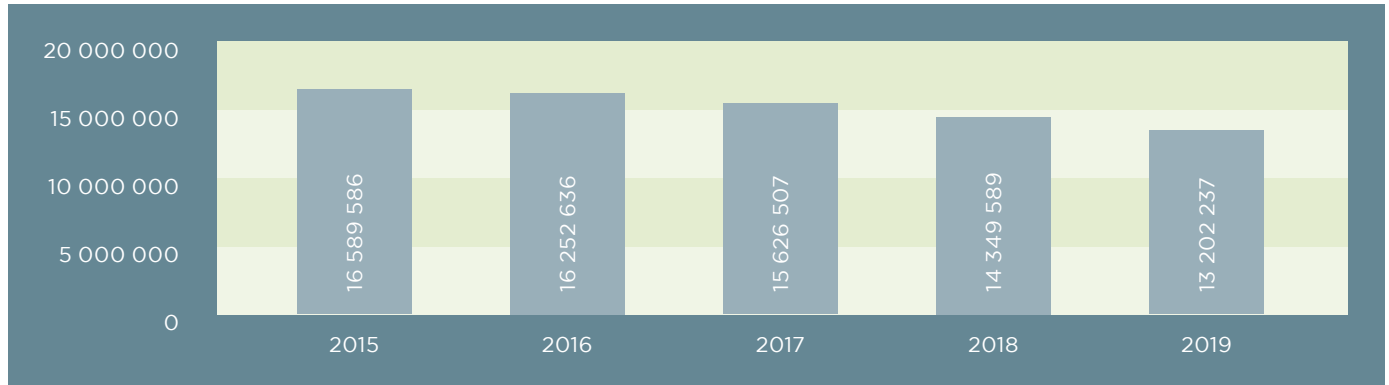
Lidmaatskaptotale per munisipaliteit

Munisipaliteit	2015/16	2016/17	2017/18	2018/19	2019/20
Beaufort-Wes	11 716	8 220	8 537	8 101	4 509
Laingsburg	1 613	2 080	1 780	1 727	1 944
Prins Albert	3 665	4 061	4 057	3 245	3 060
Stad Kaapstad	353 662	355 374	342 183	352 497	323 203
George	51 998	51 408	52 347	50 366	50 965
Knysna	32 718	31 721	25 964	28 255	28 249
Bitou	14 353	11 697	13 373	14 001	16 838
Overstrand	17 719	17 487	22 506	18 089	17 242
Theewaterskloof	7 127	8 139	6 572	9 128	9 040
Hessequa	14 821	15 029	14 773	15 102	15 354
Mosselbaai	27 731	29 386	28 833	30 284	31 060
Kannaland	4 638	4 723	3 924	3 742	4 613
Oudtshoorn	11 247	12 481	13 319	13 460	16 073
Bergrivier	9 371	12 128	10 417	13 005	13 530
Saldanabaai	21 501	13 261	15 821	18 091	18 386
Swartland	15 178	12 196	16 981	16 195	12 713
Drakenstein	85 331	83 181	93 455	97 752	101 057
Stellenbosch	28 777	28 158	28 219	30 572	31 574
Langeberg	17 650	19 137	22 025	23 470	24 476
Kaap Agulhas	8 925	10 703	11 526	14 050	14 334
Swellendam	3 394	3 350	3 241	5 447	4 992
Breedevallei	37 593	32 134	32 371	35 931	27 725
Witzenberg	22 671	26 852	27 610	29 950	29 360
Matzikama	4 728	7 024	7 048	6 335	7 322
Cederberg	3 377	3 778	4 345	5 081	5 393
Totaal	811 728	803 717	811 227	843 722	813 012

Jaarlikse sirkulasie

Die sirkulasie van gedrukte biblioteekmateriaal het gedurende die laaste kalenderjaar steeds gedaal met 'n afname van 7.99% ten opsigte van die totale sirkulasie van boeke en tydskrifte.

Sirkulasie van boeke en tydskrifte (2015 – 2019)



Jaarlikse sirkulasie van boeke per genre (2015 – 2019)

Sirkulasie van alle genres van gedrukte materiaal het vir die afgelope jare 'n bestendige afname getoon.

Jaar	AF	EF	Volwasse isiXhosa	NF	AJF	EJF	Kinder isiXhosa	JNF	Tydskrifte
2015	5 073 865	3 964 232	32 548	1 511 644	2 037 289	2 740 719	96 057	630 324	502 908
2016	4 918 562	3 850 676	37 484	1 465 790	1 975 531	2 808 734	90 543	628 748	476 568
2017	4 658 639	3 716 098	30 573	1 438 307	1 941 824	2 680 718	90 676	631 882	437 790
2018	3 977 824	2 906 199	29 434	1 252 185	1 819 033	2 448 970	68 364	470 901	400 899
2019	3 896 458	3 126 944	23 756	1 106 197	1 742 225	2 352 910	74 779	518 058	360 910

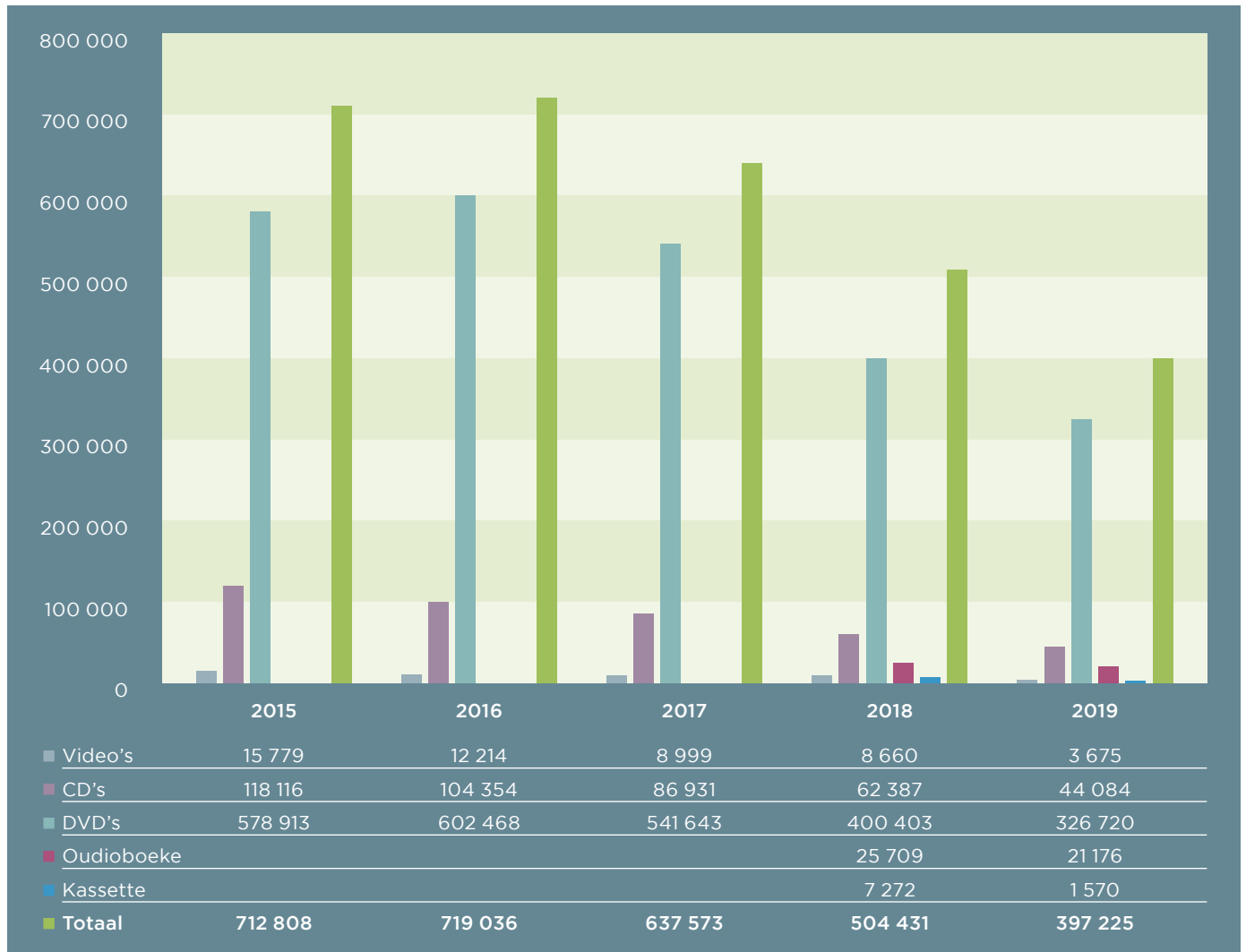
Biblioteke met die hoogste nie-fiksie gebruik (2018/19 – 2019/20)

2018/19	% gebruik
Moses Mabhida	51
Moorreesburg	50
Mfuleni	45
Toekoms MB	42
Nyanga	40
Gugulethu	40
KwaNokuthula	37
Simonstad	36
Eikendal	36
Tokai	35
Harare Square	34
Langa	34
Masifunde	34
Sentraal	33
Crossroads	33

2019/20	% gebruik
Henry Fagan Depot	51
Kuyasa	48
Jan Kriel Depot	43
Sentraal	41
Masakhane	40
Crossroads	39
Nazeema Isaacs	39
Obiqua Korrektiewe Dienste	39
Nyanga	38
Mfuleni	38
Langa	37
Moses Mabhida	35
Wellington Lesers	34
Zolani	33
Pelican Park	32

Sirkulasie van oudiovisuele bibliotekmateriaal (2015 – 2019)

Daar was 'n beduidende afname in die sirkulasie van oudiovisuele materiaal ('n afname van 11.89% van die vorige jaar). Voortdurend ontwikkelende tegnologie bied gebruikers alternatiewe maniere om toegang tot klank- en beeldmateriaal te verkry, byvoorbeeld deur dit af te laai of om dit vanaf die internet te stroom. Die WKBD skaf dus nie meer nuwe CD's aan nie.



Biblioteke met die hoogste sirkulasiesyfers

Brackenfell Openbare Biblioteek was weereens die openbare biblioteek met die hoogste sirkulasiesyfer in die Wes-Kaap gedurende 2019, gevolg deur Somerset-Wes en Durbanville.

2018	Sirkulasie
Brackenfell	604 652
Somerset-Wes	469 044
Durbanville	420 006
Bellville	372 730
Strand	290 759
George	282 443
Paarl	268 683
Vishoek	254 450
Claremont	246 437
Hermanus	242 421
Meadowridge	219 308
Tygervallei	212 041
Table View	211 665
Parow	201 190
Edgemead	198 326

2019	Sirkulasie
Brackenfell	572 572
Somerset-Wes	408 288
Durbanville	376 548
Bellville	281 289
Vishoek	271 995
Strand	259 368
George	250 380
Paarl	243 184
Hermanus	234 148
Tygervallei	199 662
Meadowridge	190 483
Edgemead	182 767
Claremont	179 550
Milnerton	170 357
Parow	158 565

Sirkulasie van biblioteekitems per munisipaliteit

Die totale sirkulasie van gedrukte en audiovisuele biblioteekitems per munisipaliteit word hieronder gelys. Sirkulasiestatistieke vir depots is nie hierby ingesluit nie, aangesien depots nie onder die jurisdiksie van munisipaliteite val nie.

Munisipaliteit	2018	2019
Beaufort-Wes	108 744	92 653
Bergrivier	224 056	236 645
Bitou	124 437	127 159
Breedevallei	347 158	258 961
Cederberg	158 537	102 738
Drakenstein	633 271	562 540
George	457 208	347 575
Hessequa	361 833	380 066
Kaap Agulhas	177 221	173 004
Kannaland	64 417	64 926
Knysna	216 109	234 494
Langeberg	255 518	334 018
Laingsburg	26 435	23 635
Matzikama	196 937	174 235
Mosselbaai	379 925	363 387
Oudtshoorn	201 970	206 503
Overstrand	571 077	558 662
Prins Albert	56 638	54 331
Saldanhabaai	260 357	221 609
Stad Kaapstad	8 098 274	7 667 678
Stellenbosch	338 711	290 520
Swartland	406 778	384 337
Swellendam	104 402	163 698
Theewaterskloof	280 682	192 707
Witzenberg	298 894	289 158
Totaal	14 349 589	13 505 239

Totale biblioteekvoorraad

Die totale voorraad in hierdie oorsigtydperk was 5,840,969 en bevat boeke en oudiovisuele materiaal. Die syfers verteenwoordig die voorraad van die 15 streekbiblioteke, Algemene Magasyn, en die Sentrale Naslaanversameling. Die totale waarde van die voorraaditems wat in alle Wes-Kaapse openbare biblioteke aan die einde van die boekjaar 2019/20 gehou is, was R476,883,789.

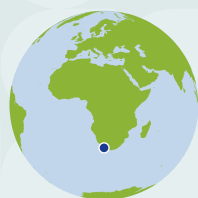
Die getal voorraaditems het die afgelope paar jaar afgeneem omdat biblioteke verouderde voorraad verwyder en die dalende begroting die vervanging van voorraad belemmer.

Voorraadtotale volgens streke (2018/19 – 2019/20)

2018/19	Voorraad	Waarde
Tygerberg	695 387	57 216 740
Sentrale Naslaan en Algemene Magasyn	494 684	27 151 409
Saldanha	422 693	32 240 585
Stellenbosch	420 977	32 182 852
Kaapstad	406 603	47 055 854
Valsbaai	394 840	34 559 758
Suid	384 670	37 226 888
Swellendam	381 690	26 535 921
George	374 287	28 591 092
Mosselbaai	354 618	25 880 838
Worcester	341 533	24 735 840
Hermanus	292 361	23 238 737
Vanrhynsdorp	284 566	19 160 525
Blaauwberg	279 616	23 237 921
Oudtshoorn	276 922	17 133 895
Beaufort-Wes	206 973	13 759 901
Totaal	6 012 420	469 908 755

2019/20	Voorraad	Waarde
Tygerberg	638 261	R54 262 941
Sentrale Naslaan en Algemene Magasyn	597 113	R43 533 837
Stellenbosch	419 517	R32 671 931
Saldanha	403 001	R31 735 123
Kaapstad	381 158	R44 928 425
Swellendam	373 328	R26 787 747
George	366 676	R28 664 573
Valsbaai	363 733	R33 088 980
Suid	355 383	R35 378 426
Mosselbaai	350 755	R26 267 319
Worcester	336 316	R24 838 769
Oudtshoorn	269 720	R17 480 931
Hermanus	263 517	R22 202 266
Blaauwberg	260 926	R22 347 689
Vanrhynsdorp	256 844	R18 789 887
Beaufort-Wes	204 721	R13 904 939
Totaal	5 840 969	R476 883 789

OORSIG VAN DIE WKBD 2019/20



Die WKBD is die grootste openbare biblioteeknetwerk in Afrika



Die *Kaapse Bibliotekaris* is 'n professionele biblioteek- en inligtingkunde vaktydskrif en word geubliseer sedert 1957



Die WKBD is gestig in 1955



Gespesialiseerde navorsing en naslaan-ondersteuning vir openbare biblioteke



Toegang tot 'n seldsame versameling 16mm films

SENTRALE ORGANISASIE

Die Sentrale Organisasie, 'n subdirektoraat van die WKBD, bestaan uit vier afdelings, naamlik Keuring, Tegniese Dienste, Inligtingsdienste en Steundiens vir Biblioteekadministrasie. Die belangrikste funksie van die WKBD is om biblioteekmateriaal aan geaffilieerde openbare biblioteke te verskaf. Dit word gedoen deur middel van 'n gesentraliseerde stelsel van keuring, verkryging, katalogisering en verwerking van materiaal wat via 'n netwerk van 15 streekbiblioteke aan Wes-Kaapse openbare biblioteke versprei word. Die Sentrale Organisasie is verantwoordelik vir die keuring, verkryging en katalogisering van biblioteekmateriaal, professionele voorbereiding en verwerking, die bestuur van die SITA Biblioteek Inligtingsbestuurstelsel (SLIMS), Sentrale Naslaandienste, Navorsing, Publikasie en Promosies en die Steundiens vir Biblioteekadministrasie.

Keuring

Die Keuringsafdeling verskaf 'n wye verskeidenheid van professioneel geresenseerde biblioteekmateriaal en bestuur 'n begroting vir openbare en streeksbiblioteke om hul eie biblioteekmateriaal te kies. Professionele bibliotekarisse beoordeel boeke wat een keer per maand deur verskaffers, wat op die Wes-Kaapse Verskaffersdatabasis en die Sentrale Verskaffersdatabasis geregistreer is, voorgelê word vir oorweging. 'n Seleksie van titels, wat materiaal in al drie die amptelike tale van die Wes-Kaap en alle genres insluit — van topverkopers tot literêre fiksie, nie-fiksie, studiegids, naslaanmateriaal en kinderboeke — word dan gemaak. 'n Bibliografiese rekord word vir elke hersiene artikel in die SLIMS-databasis geskep. Daar word maandelikse boekkeuringsvergaderings gehou waar boeke vir volwassenes en kinders oorweeg word. Na afloop van die boekkeuringsvergaderings word hoeveelhede en bibliografiese besonderhede nagegaan, waarna die ondertekende rekvisities aan die Bestellingsafdeling beskikbaar gestel word om bestellings by verskaffers te plaas.

Keuringstatistiek	2018	2019
Kopieë op sig ontvang	24 289	22 657
Boektitels geresenseer	4 061	4 865
Biblioteekmateriaal aangekoop	135 327	174 467

Tegniese Dienste

Tegniese Dienste bestaan uit drie afdelings: Biblioteekstelselondersteuning, Katalogisering en Voorbereiding.

SLIMS-stelselondersteuning

Hierdie afdeling se hoofrol is om die Biblioteekdiens en openbare biblioteekpersoneel met die aanwending van SLIMS te ondersteun. Die afdeling bied vlak 1 IKT-ondersteuning aan biblioteke aan deur middel van die SLIMS Issue Tracker sowel as volle SLIMS-implementering, opvolgondersteuning en katalogusopleiding in SLIMS.

Katalogiseringsafdeling

Die hoof funksie van die Katalogiseringsafdeling is om 'n aanlynkatalogus op SLIMS beskikbaar te stel. Dit is dus noodsaaklik dat personeel inligting akkuraat invoer om die integriteit van die databasis en die suksesvolle herwinning van inligting deur biblioteekgebruikers te verseker.

Hieronder is die aantal items wat gedurende die afgelope vyf kalenderjare gekatalogiseer is.

Item	2015	2016	2017	2018	2019
Boeke	5 999	6 048	5 675	5 325	4 485
CD's	86	71	111	16	8
Oudioboeke	0	1	0	0	0
DVD's	75	38	194	263	56
Totaal	6 161	6 158	5 980	5 604	4 549

Voorbereidingsafdeling

Die hoof funksie van die Voorbereidingsafdeling is die ontvangs, verwerking en versending van nuwe biblioteekmateriaal. Die aktiwiteite wissel van die aanvanklike ontvangs van nuwe biblioteekmateriaal tot die finale versending van weeklikse besendings aan 15 streekbiblioteke en die Sentrale Naslaanafdeling (SN) in die Wes-Kaap.

Hieronder is 'n aanduiding van die aantal items biblioteekmateriaal (boeke en audiovisuele materiaal) wat gedurende die afgelope vyf kalenderjare voorberei is.

	2015	2016	2017	2018	2019
Items voorberei	312 169	279 110	226 183	177 324	87 525

Inligtingsdienste

Inligtingsdienste bied ondersteuning aan interne afdelings, streekbiblioteke en openbare biblioteke en bestaan uit drie afdelings, naamlik Navorsing, Sentrale Naslaan (SN) en Publikasie en Promosies.

Sentrale Naslaanafdeling (SN)

Hierdie afdeling, beter bekend as SN, bestaan uit vyf versamelings, naamlik naslaan, films, kuns, musiek en oudiovisueel. SN voorsien gespesialiseerde inligting en inligtings-bronne uit die sentrale naslaanversameling wat 95,586 biblioteekitems bevat, via 15 streeksbiblioteke aan 378 openbare biblioteke in die Wes-Kaap. Dit behels die bestuur van inligting en verkryging van versoeke vir die voorraad in die afdeling asook van ander instansies via die SABINET-stelsel. 'n Verdere belangrike funksie is regstreekse navrae, hoofsaaklik vir skoolprojekte, asook die verskaffing van leesmateriaal en oudiovisuele materiaal soos video's, films, DVD's, CD's en taalkursusse. Die beleid van hierdie afdeling om sy voorraad uit te bou is gebaseer op die verskaffing van hulpbronne wat gespesialiseerde inligting bevat.

Sirkulasie en voorraadtotale (2018 – 2019)

	Sirkulasie 2018	Sirkulasie 2019	Voorraad 2018	Voorraad 2019
Sentrale Naslaan	1 066	1 015	63 950	64 612
Oudiovisuele versameling (DVD's, films, CD's, audioboeke en video's)	645	429	14 670	19 033
Musiek-versameling	108	9	6 474	7 134
Kuns-versameling	27	36	4 725	4 724
Taalkursusse		9	79	83
Totaal	1 846	1 498	89 898	95 586

Publikasie- en Promosieafdeling

Die Publikasie en Promosiesafdeling bevorder die gebruik van openbare biblioteke en hul dienste in die Wes-Kaap. Hierdie afdeling bevorder ook 'n leeskuilteur deur promosie-materiaal aan openbare biblioteke te voorsien en projekte soos Biblioteekweek en Nasionale Boekweek aan te bied.

Begroting (2017/18 – 2019/20)

2017/18	R887 320
2018/19	R975 000
2019/20	R945 000

Publikasies

Kaapse Bibliotekaris

Ses uitgawes van die *Kaapse Bibliotekaris* is in die 2019/20-boekjaar geproduseer.



Jaarbeplanner 2020

'n Jaarbeplanner is in 2020 geproduseer en aan alle openbare biblioteke in die Wes-Kaap sowel as belanghebbendes in die LIS-omgewing versprei.

Mondelinge Geskiedenis-projek

Die Mondelinge Geskiedenis-projek was weereens baie suksesvol. Die inisiatief vorm deel van die visie van die Minister van Kultuursake en Sport om die tot dusver ongedokumenteerde verhale en ervarings van individue en gemeenskappe in die Provinsie te bewaar deur hierdie vertellings aan te teken, op te neem en beskikbaar te stel aan die breër gemeenskap en om sodoende ook by te dra tot maatskaplike insluiting. Suksesvolle Mondelinge Geskiedenis-projekte is in die volgende gemeenskappe in 2019 geloods:

April	Knysna
Junie	Mamre
September	Swellendam
Desember	Genadendal, Caledon, Tessaarsdal, Greyton, Bereaville en Riviersonderend

Suid-Afrikaanse Biblioteekweek (SABW) 2020

SABW is nasionaal van 16 tot 22 Maart 2020 onder die sambreel-tema *Biblioteke: u lewensmaat* gevier. Vanjaar se nasionale SABW is in Paternoster gehou en daar is uitgebreide biblioteek-weekprogramme en -projekte in die omliggende Laingville-, Saldanhaabaai-, Langebaan-, Hopefield- en Vredenburg-omgewing gehou. Die amptelike bekendstellingsdatum was 16 Maart 2020. Die Minister van Kultuursake en Sport het die bekendstelling bygewoon, sowel as die burgemeester van die Saldanhaabaai-munisipaliteit en meer as 100 gaste.

Nasionale Boekweek (NBW) 2019

NBW is van 2 tot 4 September 2019 gevier met die tema *#Onsstories*. Die WKBD, in vennootskap met die Suid-Afrikaanse Raad vir Boekontwikkeling (SABDC) en die Langeberg-munisipaliteit, het NBW suksesvol in die gemeenskapsale van Happy Valley, Bonnievale, Montagu, Zolani en Ashbury geloods. Die geleentheid is op 2 September 2019 deur Minister Anroux Marais geopen. Leerders was ook geboei deur die verskyning van Bhuki, die gelukbringer van die WKBD, en die NBW-gelukbringer, Funda Bala. Programme wat oor die drie dae aangebied is, sluit in: 'n registrasietoonbank vir nuwe lidmaatskapsaansoeke, aktiwiteite met speelgoedbiblioteke, wordathon-kaartspel vir tieners, storievertelling, kreatiewe kuns en kunsvlyt-sessies, poppespel vir kinders, 16 mm-filmvertonings, gesigverf en werkswinkels vir leerders.

Navorsing

Die Navorsingsafdeling van die WKBD onderneem navorsing oor biblioteekaangeleenthede wat van toepassing is op openbare biblioteke en ander rolspelers in die biblioteek- en inligtingwetenskaplike veld. Dit versamel ook bestuursinligting en jaarlikse statistieke van alle 378 geaffilieerde biblioteke en maak dit toeganklik.

Publikasies gefinaliseer

Insiders View publikasie — WKBD

In die *Insiders View* verduidelik die funksies wat agter die skerms by die WKBD verrig word. Hierdie publikasie poog om inligting rakende die funksies en verantwoordelikhede van die verskillende eenhede binne die Direkoraat oor te dra, om sodoende waardering te skep vir die werk wat deur die Direkoraat verrig word en om aandag te vestig op die aantal personeel wat benodig word, die belangrikheid van hul vereiste spesialisering en professionele vaardighede om sekere standaarde te handhaaf en om die behoefte aan meer hulpbronne verder uit te lig.

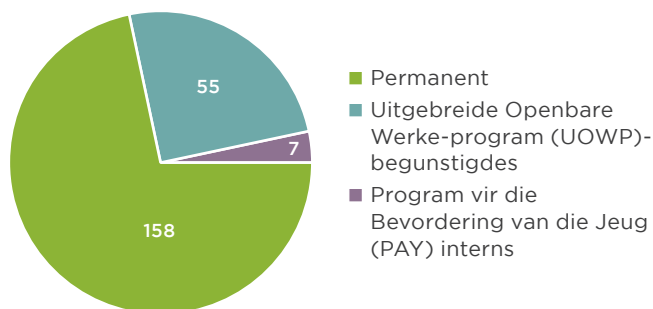
Jaarorsig 2019/20

Die *Jaarorsig* dien as 'n waardevolle navorsings- en inligtinginstrument vir openbare biblioteke.

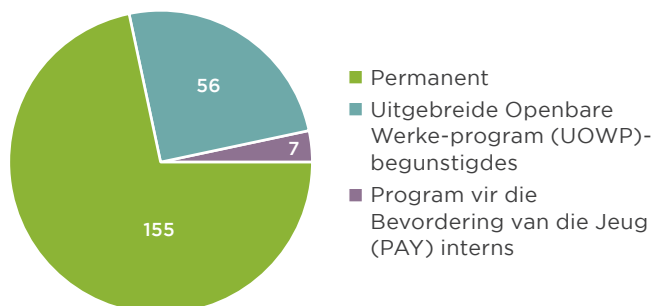
Steundiens vir Biblioteekadministrasie

Die hoof funksie van die afdeling Biblioteekadministrasie is om finansiële en algemene administratiewe ondersteuningstelsels binne die direkoraat te bestuur en te koördineer. Die afdeling bied leiding en advies oor menslike, finansiële en ander hulpbronne en bates. **Menslike hulpbronne** ondersteun personeel met alle navrae oor mensehulpbronne, koördineer die prestasie-evalueringsprosesse, vul vakatures en koördineer die ontwikkeling van vaardighede op die werkplek. **Finansiële bestuur** word onderneem deur die jaarlikse begroting van die direksie te koördineer deur die kontantvloei en bestedingstendense daarvan te monitor om 'n suksesvolle finansiële jaareinde te verseker. Dit behels ook die lewer van insette wat strategiese beplanning betref, asook die verskaffing van finansiële inligting vir kwartaal- en jaarverslae. **Batebestuur** is ook 'n funksie van hierdie afdeling. Dit sluit in dat daar toesig gehou word oor die verkryging van goedere en dienste (biblioteekmateriaal ingesluit) en die gereelde betaling van fakture. Bou- en voertuiginspeksies by die streekskantore word gereeld onderneem om te verseker dat alle gebreke, risiko's en bedreigings geïdentifiseer en gerapporteer word. Hierdie afdeling monitor ook die amptelike gebruik van vervoer in staatsvoertuie wat op die perseel gehou word. Laastens is die afdeling verantwoordelik vir die bestuur van beroepsgesondheids- en veiligheidsprosedures.

WKBD-personeel (2018)



WKBD-personeel (2019)



Registrasie

Die Registrasie-afdeling is verantwoordelik vir die hou van alle rekords en die bestuur van alle leërs en dokumente van die Biblioteekdiens. Hierdie afdeling moet verseker dat alle prosedures, reëls en regulasies en wetgewing rakende rekordbestuur nagekom word.

MUNISIPALE ONDERSTEUNINGSDIENSTE

Munisipale Ondersteuningsdienste, 'n subdirekoraat van die WKBS, bestuur die Voorwaardelike Toelae vir Gemeenskapsbiblioteke, befondsing vir munisipale vervanging en die Metro Biblioteek-toekenning. Dit ondersteun ook biblioteekdienste op munisipale vlak deur fondse toe te ken en oor te dra en die uitgawes deur munisipaliteite te monitor. Hulle help ook munisipaliteite met kapasiteitsbou as dit kom by die besteding van hierdie fondse. Die funksies van hierdie subdirekoraat word deur twee afdelings bestuur: Openbare Biblioteekverbetering en Munisipale Befondsing.

Openbare Biblioteekverbetering

Openbare Biblioteekverbetering is verantwoordelik vir projekte, meestal befonds deur die Voorwaardelike Toekenning vir Biblioteke, wat insluit:

- nuwe biblioteke
- biblioteekopgraderings
- die Plattelandse Biblioteke Internetprojek in samewerking met die Provinsiale Breëbandinisiatief
- die Biblioteekhoeke vir Blindes in samewerking met die Suid-Afrikaanse Biblioteek vir Blindes
- Mzansi Biblioteke Aanlyn projekte.

Sommige projekte word sentraal bestuur en ander word in samewerking met munisipaliteite bestuur.

Gedurende die oorsigjaar is een nuwe biblioteek aan die internet gekoppel, wat die totale aantal gekoppelde biblioteke op 227 te staan gebring het. Die meeste van hierdie biblioteke is deel van die Wes-Kaapse regering se Breëbandinisiatief (186 van die plattelandse biblioteke) en 44 biblioteke maak deel uit van die Mzansi Biblioteke Aanlyn-projek.

Die Suid-Afrikaanse Biblioteek vir die Blindes-projek was in 'n diensverbeteringsjaar met bykomende webwerwe, maar siggestremde gemeenskappe rondom bestaande terreine is opgelei en bemagtig in die gebruik van die spesiale IT-toerusting.

Munisipale Befondsing

Voorwaardelike Toekenning

Die doel van die Voorwaardelike Toekenning vir Gemeenskapsbiblioteke is om infrastruktuur, fasiliteite en dienste vir stedelike en landelike gemeenskapsbiblioteke te transformeer deur middel van 'n herkapitalisasie program op nasionale, provinsiale en plaaslike regeringsvlak.

'n Bedrag van R186,763,000 aan befondsing vir voorwaardelike toekennings is gedurende die boekjaar 2019/20 ontvang. Van hierdie begroting is R176,763,000 aan 19 munisipaliteite in die Provinsie oorgedra om vir openbare biblioteekpersoneel te betaal, meubels en toerusting aan te koop, nuwe biblioteke te bou en bestaande biblioteke op te gradeer en in stand te hou. Hierdie fondse is bestee om die onbefondsde mandaat vir biblioteke in die Provinsie aan te spreek.

Die volgende twee tabelle toon die toekenning van voorwaardelike toekennings (Tabel A) en die aktiwiteite wat deur die fonds gefinansier word (Tabel B).

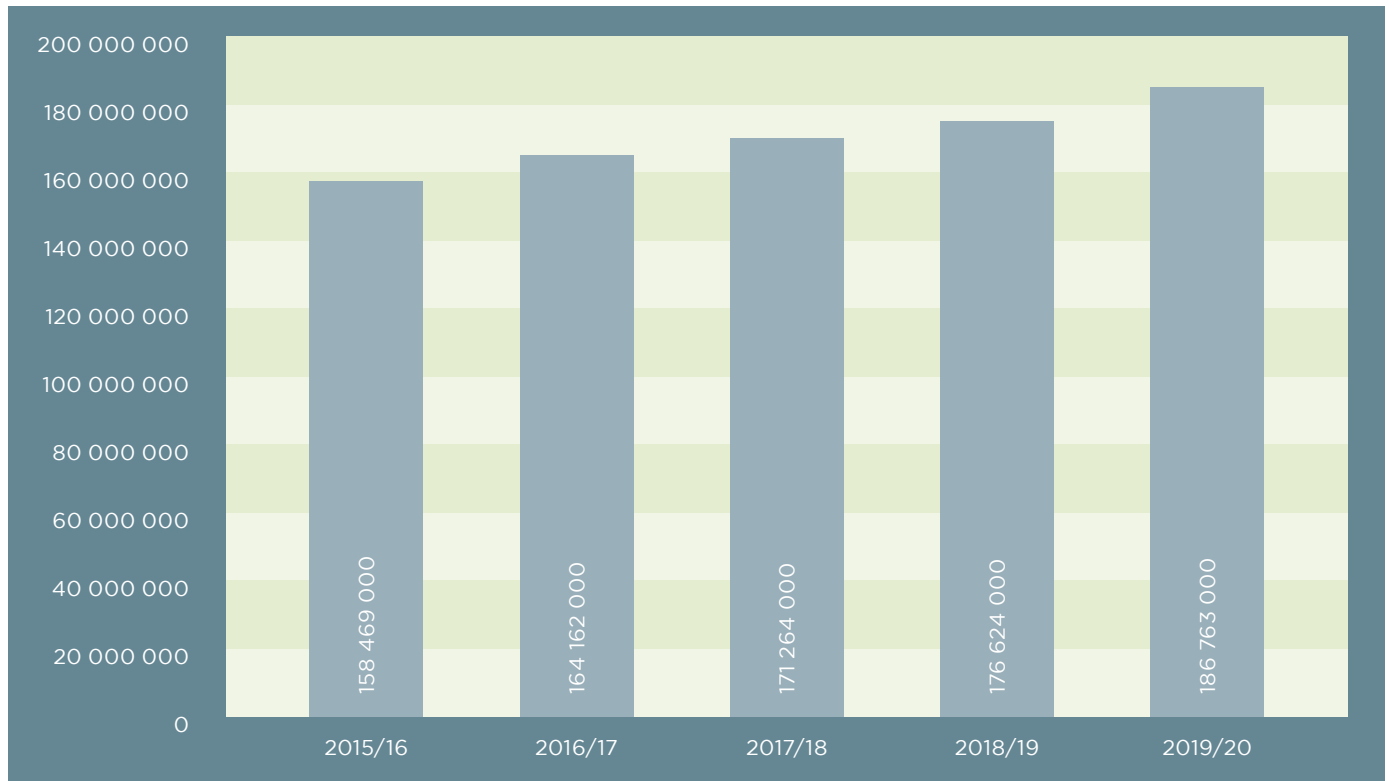
Tabel A: Toewysing van Voorwaardelike Toekennings (2018/19 – 2019/20)

	2018/19	2019/20
Totale toewysing van Voorwaardelike Toekenning	R176 624 000	R186 763 000
Totale oordrag van fondse aan munisipaliteite (personeel, nuwe biblioteke, biblioteekopgraderings, instandhouding en meubels)	R167 631 000	R176 763 000
Biblioteekmateriaal aangekoop	R2 661 370	R3 288 867
Suid-Afrikaanse Biblioteek vir die Blindes-projek	R900 000	R900 000
Bestuur van toekenning in die departement (lopende koste: personeel, goedere en dienste)	R5 431 630	R5 811 133

Tabel B: Aktiwiteite befonds deur die Voorwaardelike Toekenningfonds (2018/19 – 2019/20)

	2018/19	2019/20
Aantal biblioteekitems aangekoop	16 928	21 758
Nuwe biblioteek-bouprojekte voltooi	2	4
Opgraderingsprojekte vir bestaande biblioteke voltooi	2	4
Aantal personeel in openbare biblioteke befonds	670	652
Aantal munisipaliteite wat oordragbetalings ontvang het	19	21
Aantal munisipaliteite met IKT-infrastruktuur (nuut en opgeknop)	3	1
Aantal samewerkende projekte vir die Suid-Afrikaanse Biblioteek vir die Blindes befonds om spesiale dienste aan gesiggestremdes te lewer	1	5
Aantal openbare biblioteke met internettoegang (kumulatief)	226	227

Voorwaardelike Toekenningsbegroting (2015/16 – 2019/20)



Die onbefondsde mandaat vir biblioteke in hierdie B1- en B2-kategorie munisipaliteite is gedurende die 2019/20-boekjaar deur voorwaardelike toekenning aangespreek:

B1-munisipaliteite	B2-munisipaliteite
Drakenstein	Breedevallei
George	Knysna
Mosselbaai	Oudtshoorn
Stellenbosch	Overstrand
	Saldanhaabaai

Munisipale Vervangingsbefondsing (MVF)

Die doel van die Wes-Kaapse Regering se MVF is om die munisipale belegging in biblioteekdienste aan te vul en om die toekomstige professionele lewering en ontwikkeling van sulke dienste in die vyftien B3-munisipaliteite van die Wes-Kaap te handhaaf. In die 2019/20-boekjaar is R76,447,000 van die Provinsiale Tesourie ontvang. Hiervan is R73,644,000 aan die 15 munisipaliteite oorgedra. In totaal is 96.3% van die begroting bestee.

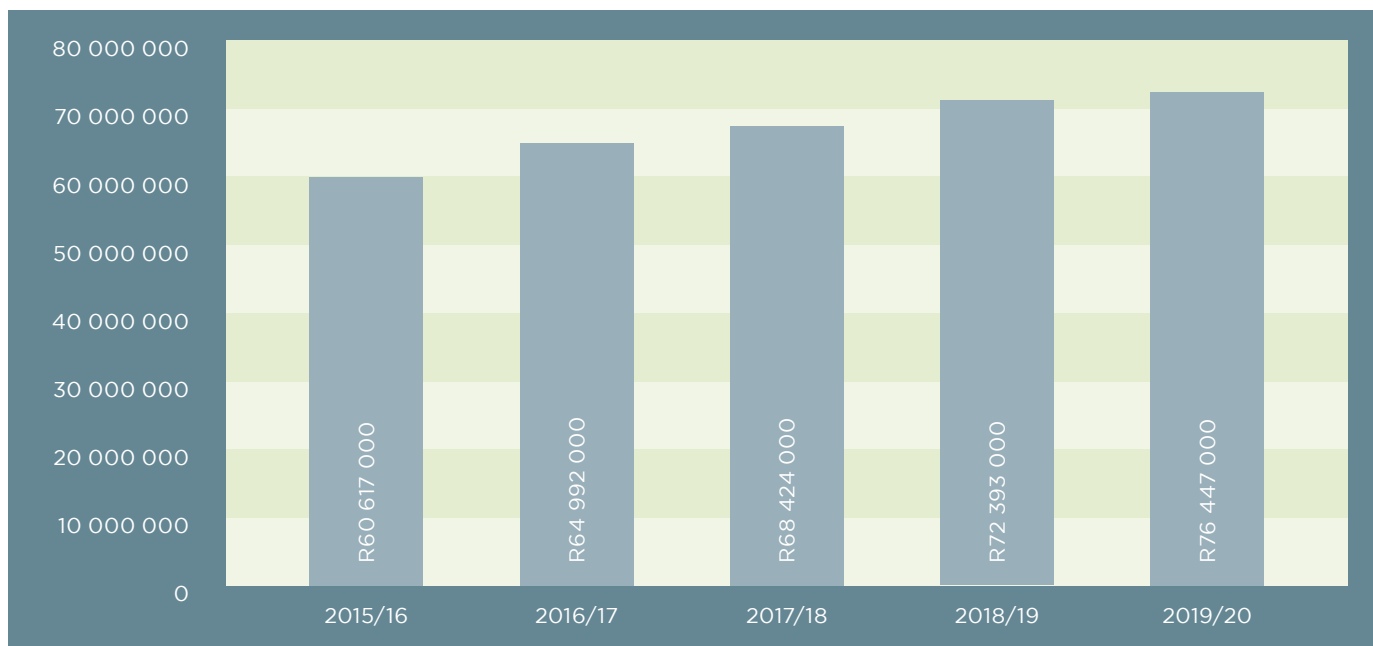
Begroting (2019/20)

Begroting	R76 447 000
Oordragte na 15 munisipaliteite	R73 644 000
Bestuur van fonds (lopende koste: personeel, goedere en dienste)	R2 803 000

Aktiwiteite befonds deur MVF (2019/20)

B3-munisipaliteite	15
Munisipaliteite wat oordragbetalings ontvang het	15
Biblioteekpersoneel vergoed uit MFV	240
Moniteringsbesoeke	46

Begroting van Munisipale Vervangingsbefondsing (2015/16 – 2019/20)



Die munisipaliteite wat hieronder gelys word, word as B3-munisipaliteite in die Wes-Kaap geklassifiseer en trek voordeel uit die MVF:

B3-munisipaliteite		
Beaufort-Wes	Hessequa	Prins Albert
Bergrivier	Kannaland	Swartland
Bitou	Laingsburg	Swellendam
Kaap Agulhas	Langeberg	Theewaterskloof
Cederberg	Matzikama	Witzenberg

Internetverbinding vir plattelandse biblioteke

'n Totaal van R7,252,000 is gedurende die jaar onder oorsig aan IKT-infrastruktuur bestee. Befondsing hiervoor is verkry uit die Breëbandtoekenning wat deel was van die billike aandeel van die WKBD-begroting.

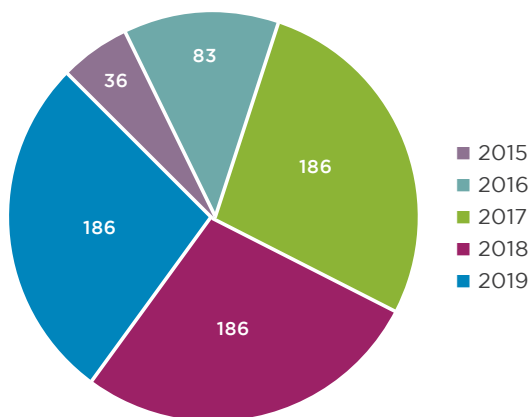
Uitgawes aan IKT-infrastruktuur in biblioteke (2015/16 – 2019/20)

2015/16	R5 319 000
2016/17	R6 167 000
2017/18	R6 491 000
2018/19	R7 152 000
2019/20	R7 252 000

Breëbandverbinding

Sedert die loodsing van die projek in 2015 is altesaam 186 (69.4%) van alle plattelandse biblioteekdienspunte teen die einde van die 2018-kalenderjaar na breëbandverbinding oorgeskakel.

Totale aantal biblioteekdienspunte wat na breëband gemigreer het (2015/16 – 2019/20)



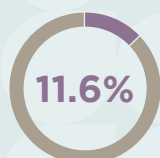
Metro Biblioteektoekenning

Die Metro Biblioteektoekenning is 'n Wes-Kaapse regeringsfonds wat daarop gemik is om die Stad Kaapstad se besteding aan hul biblioteekinfrastruktuur aan te vul. In 2019/20 het die toelae R10,000,000 beloop en die volle bedrag is oorgedra.

OPSOMMING VAN STATISTIEK

	2018	2019
Wes-Kaapse bevolking	6 844 272	7 005 741
Openbare biblioteke in die Wes-Kaap	375	378
Geregistreeerde gebruikers van openbare biblioteke	843 876	813 012
Aantal biblioteekitems gesirkuleer	14 349 589	13 202 237
Oudiovisuele sirkulasie	504 431	397 225
Aantal biblioteekitems in provinsiale voorraad	6 012 420	5 840 969
Besoeke aan biblioteke deur provinsiale personeel	1 503	1 495
Nuwe biblioteekmateriaal voorberei	177 324	87 525
Opleidingsprogramme aan openbare biblioteke	33	28
Tydskrifsubskripsies	2 626	2 688
Munisipaliteite bedien	25	25
Streke	15	15
Bemarkingsprojekte	11	11
Biblioteekmateriaalitems aangekoop (boeke en oudiovisueel)	135 327	174 467

OORSIG VAN DIE WKBD 2019/20



813,012
geregistreeerde biblioteek-gebruikers uit die 7,005,741 inwoners van die Wes-Kaap



227 biblioteke
bied gratis internet-toegang aan gebruikers



R368,512,150
bestee aan personeel, opgraderings en nuwe biblioteekfasiliteite



13,202,237
biblioteekitems gesirkuleer



biblioteekdienspunte ontvang deurlopende professionele ondersteuning



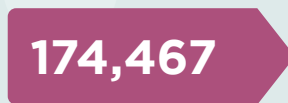
nuwe biblioteekdienspunte ingestel



biblioteekitems in voorraad



tydskrifte en koerante is op ingeteken namens platte-landse openbare biblioteke



nuwe biblioteekitems aangekoop: boeke en oudiovisuele materiaal



Uhlolo loNyaka lowama-2019/20

Inkonzo yeThala leeNcwadi yaseNtshona Kapa

Amagqabantshintshi	38	OkuPhambili kuMbutho	47
Ulwabiwo-mali	40	● Ukukhetha	47
UMbutho weNgingqi	41	● liNkonzo zobuGcisa	47
● Amaziko enkonzo yethala leencwadi	41	<ul style="list-style-type: none">• Inxaso yenkqubo yeSLIMS• Ukwenziwa koluhlu• Amalungiselelo	
<ul style="list-style-type: none">• Iindawo zenkonzo kwindawo nganye yolawulo• Amathala eencwadi ngokwengingqi nganye• Izixhobo ezitsha zethala leencwadi nophuculo		● liNkonzo zoLwazi	48
● liNkcukacha-manani	42	<ul style="list-style-type: none">• Okuphambili kwiSalathiso (i-SN)• Upapasho noKwazisa• Uphando	
<ul style="list-style-type: none">• Ubulungu• Ujikeleziso loNyaka<ul style="list-style-type: none">• Iincwadi namaphepha-ncwadi• Iincwadi ngokohlobo ngalunye• Ukusetyenziswa kweentsomi• Izixhobo zokumamela• Amathala eencwadi anawona manani aphezulu ojikeleziso• Ujikeleziso ngokukamasipala ngamnye• Sisonke isitokhwe sethala leencwadi		● INxaso yoLawulo yeThala leencwadi	50
		● Ubhaliso	50
		liNkonzo zeNkxaso kaMasipala	51
		● UPhuculo lwamaThala eencwadi zoLuntu	51
		● INxaso-mali kaMasipala	51
		<ul style="list-style-type: none">• IsiBonelelo soXhomekeko• INxaso-mali yoBuyiselo kuMasipala• IsiBonelelo seThala leencwadi leMetro	
		Isishwankathelo seenkcukacha-manani	54

ULawulo

UmLawuli Cecilia Sani

OkuPhambili eMbuthweni

- USekela mLawuli Theresa Caroline
- UmLawuli oNcedisayo, liNkonzo Neville Adonis zoLwazi
- UmLawuli oNcedisayo, Ukukhetha Akukho mntu
- UmLawuli oNcedisayo, liNkonzo Bradley Meyer zobuGcisa
- UmLawuli oNcedisayo, liNkonzo Akukho mntu zeNkxaso yoLawulo lweThala leencwadi

UMbutho weNgingqi

- USekela mLawuli Akukho mntu
- UmLawuli oNcedisayo, eCape Winelands Yvette Herbst nakuMmandla woLawulo lwe-Overberg
- UmLawuli oNcedisayo, e-Eden nakuMmandla woLawulo loMbindi weKaroo Ronel Mouton
- UmLawuli oNcedisayo, kuMmandla Selvyn Booysen woLawulo loNkxweme lwaseNtshona
- UmLawuli oNcedisayo, kuMmandla Leonard Fortuin woLawulo lweMetropole

Munisipale Ondersteuningsdienste

- USekela mLawuli Pieter Hugo
- UmLawuli oNcedisayo, Inkxaso-mali Mbulelo Simema kuMasipala
- UmLawuli oNcedisayo, Uphuculo Ethney Waters lweThala leeNcwadi loLuntu

AMAGQABANTSHINTSHI

Umbono weSebe leMicimbi yeNkcubeko neMidlalo

INtshona Kapa ebambiseneyo ngokwentlalo, enobuchule, nesebenzayo.

Umqophiso weSebe leMicimbi yeNkcubeko neMidlalo

Ukukhuthaza ugqweso nobandakanyo kwezemidlalo nenkcubeko ngokusetyenziswa ngempumelelo, ngokufanelekileyo nangokuzinzileyo kwezixhobo zethu nangobambiswano lobuchule nabanye. Ekuqhubeleni phambili ngokugqwesa, iSebe liza kudala iimeko zokufikelela nokuthatha inxaxheba kwesininzi, ekuchongweni kwetalente kunye nophuhliso lwezakhono.

Iinjongo zesicwangciso-qhinga, iinjongo nemisebenzi yeeNkonzo zeThala leencwadi zeNtshona Kapa

Kwisakhelo sombono nomqophiso weSebe, iinjongo zesicwangciso-qhinga seeNkonzo zeThala leencwadi zeNtshona Kapa zezi:

- ukuxhasa nokuphucula iinkonzo zethala leencwadi zabo bonke abemi beNtshona Kapa
- ukuphuhlisa, ukuguqula nokukhuthaza ithala leencwadi elizinzileyo nenkonzo yeenkcukacha. Oku kunegalelo ekwakheni isizwe, ekulawuleni kakuhle, kubandakanyo loluntu nakuphuhliso lwabasebenzi kwakunye namathuba nokukhula koqoqosho oluzinzileyo.

Iinjongo ezicwangcisiweyo zeeNkonzo zamaThala leencwadi zeNtshona Kapa kukuncedisa oomasipala ekunikezeleni ngeenkonzo zethala leencwadi zoluntu eNtshona Kapa nokubonelela ngeenkonzo nangeenkcukacha e:

- zisimahla, zilinganayo nezifikelekayo
- zibonelela ngeenkcukacha, ukufunda neemfuno zokufunda kwabantu
- zikhuthaza inkcubeko yokufunda, usetyenziso lwethala leencwadi nemfundo engaphelelwayo.

Imisebenzi yeeNkonzo zeThala leencwadi zeNtshona Kapa ku:

- kufuna izixhobo ezitsha zethala leencwadi
- kulungiswa ngobuchule kwezixhobo zethala leencwadi
- kubonelela ngezinto eziphathekayo nezixhobo kwanesikhokelo sobungcali kumathala leencwadi oluntu
- kuqinisekisa ukuba ingqokelela zeencwadi kumathala azo angama-378 zihlala zifanelekile kwaye ziphononongiwe
- kwenza uhlalutyo lweemfuno, kunye nokucebisa namathala leencwadi oluntu, ukubonelelwa ngeenkqubo zoqeqesho nguMbutho weNgingqi
- kukhuthaza usetyenziso lwezixhobo zamathala leencwadi
- kubonelela ngenkonzo ekhethekileyo yeenkcukacha ngokusebenzisa iCandelo eliPhambili leSalathiso nokuqhuba uphando olufanelekileyo
- kugcina ithala leencwadi kunye nenkqubo yeenkcukacha ngekhompyutha
- kuxhasa nokwandisa iProjekthi yeNkonzo yamaThala leencwadi yaseMaphandleni eyandisiweyo (amathala leencwadi amancinane) kwiindawo ezihlelekileyo ezingenazo izibonelelo zamathala leencwadi. (Oku kuyinxalenye yenkqubo yeSibonelelo soXhomekeko seThala leencwadi)
- kukhuthaza iiNkcukacha noThungelwano lobuGcisa (i-ICT) ukuphucula iinkonzo ngokubonelela ngeendawo zokusebenzela ezininzi ezinonxibelelwano lwasimahla lwe-intanethi kumathala leencwadi oluntu asemaphandleni ngeProjekthi yoNxibelelwano lwe-Intanethi kuMathala leencwadi kwiiNdawo zaseMaphandleni (i-RLICP)
- kudlulisa iPhulo leBroad Band (i-BBI) kaRhulumente weNtshona Kapa
- kudlulisela iintlawulo ezivela kwisibonelelo soxhomekeko ziye koomasipala kugxilwe ikakhulu ekuqeshweni kwabasebenzi abongezelelweyo nasekwakheni amathala leencwadi amatsha okanye ekuphuculeni amathala leencwadi oluntu akhoyo
- kudlulisela iintlawulo ezivela kwiNkxaso-mali yeNgxowamali yePhondo yoBuyiselo lukaMasipala (i-MRF) ukunceda amathala leencwadi kumasipala we-B3 ukuba aqale ukukhawulelana nesigunyaziso esingafumani nkxaso-mali
- kuphumeza iprojekthi yoMzantsi Libraries Online, ukuqinisekisa ngophuculo lonxibelelwano lwe-ICT nophuhliso lwabasebenzi bethala leencwadi
- kumisela iziza zamathala leencwadi amancinci abantu abangaboniyo kumathala leencwadi akhoyo oluntu ngendibaniselwano neThala leencwadi leBlind SA.

Imithetho, imigaqo, imimiselo nezicwangciso zeqhinga zephondo

Umthetho olandelayo unefuthe kwiNkonzo yeThala leeNcwadi yeNtshona Kapa:

- **UMgaqo-siseko weRiphabliki yoMzantsi Afrika, we-1996 (uMthetho we-108 we-1996)**

IsiHlomelo sesiHlanu: amathala eencwadi (ngaphandle kwamathala eencwadi kazwelonke) bubuchule bomthetho wephondo kuphela.

- **UmMiselo weNkonzo yeThala leeNcwadi yePhondo, we-1981, umMiselo we-16 we-1981**

Ngokwembali ubonelelo lweenkonzo zamathala eencwadi yayiyinkonzo ekwabelwana ngayo phakathi kwamaphondo noomasipala ngokomimiselo ongentla. Isigunyaziso esingafumani nkxaso-mali senziwe nguMgaqo-siseko woMzantsi Afrika (uMthetho we-108 we-1996) owabela umsebenzi wethala leencwadi njengendawo ekhethekileyo kwezomthetho wephondo, kodwa ngaphandle kwenkxaso-mali eyaneleyo elandela lo msebenzi.

I-DCAS, ngoncedo lweSebe lethu likaZwelonke lezoBugcisa neNkcubeko kunye noNondyebo wethu wePhondo, bakhawulelana nesigunyaziso esingafumani nkxaso-mali ngokusebenzisa isiBonelelo soXhomekeko, iNgxowa-mali kaMasipala yoBuyiselo kunye nesiBonelelo seThala leeNcwadi leMetro, ngokuxhasa ngemali ngokupheleleyo oomasipala abali-15 be-B3 nangokubonelela ngenkxaso-mali enentsingiselo yoomasipala be-B1 nabe-B2 abaseleyo kunye nenxalenye yenkxaso-mali yeMetro.

Ngenxa yoku, oomasipala bayaqhubeka nokubonelela ngenkonzo ephambili ngelixa iSebe lePhondo liqhubeka nokuzibandakanya kuqoqosho lomlinganiselo ngokusebenzisa ulungelelaniso lokuthengwa kwempahla, ukukhethwa, ukulungiswa kwencwadi, ukuhlelwa, ukuphuculwa kokuhanjiswa nokunikezelwa kwamathala eencwadi amatsha kwiphondo liphela.

- **UMthetho weLwimi zeNtshona Kapa, we-1998, uMgaqo-nkqubo weLwimi zaseNtshona Kapa, wama-2005**

Ilwimi ezisemthethweni isiBhulu, isiNgesi nesiXhosa ziyasetyenziswa kwaye zixhamla iwonga elifanayo.

linkcukacha zabemi baseNtshona Kapa

Unyaka	2019
Abemi	7 005 741
Abemi ngokwamaqela	
• Abebala	46%
• Abantsundu	33%
• Abamhlophe	17%
• Ama-Ndiya/abanye	1%
• Abangachazwanga	3%
Ulwimi lwasekhaya	
• isiBhulu	46%
• isiXhosa	26%
• isiNgesi	21%
• Olunye	5%
• Olungachazwanga	2%
Ulwabiwo ngokweminyaka	
• 0-4	8.05%
• 5-9	8.14%
• 10-19	15.38%
• 20-59	58.12%
• 60-100	10.31%
Ulwabiso ngokwesini	
• Ibhinqa	50.69%
• Indoda	49.31%
Izinga lentswela-ngqesho eNtshona Kapa	24.8%
Unxibelelwano lwe-Intanethi	
• Abemi abanofikelelo kwi-intanethi	15.72%
• Abemi abanofikelelo kwi-intanethi ekhaya	7.07%
• Abemi abanofikelelo kwi-intanethi kwithala leencwadi	1.27%
• Abemi abanofikelelo kwi-intanethi emsebenzini	5.39%
• Abemi abanekhompuyutha ekhaya	9.43%
• Abemi abanemfonomfono ekhaya	26.18%
• Abemi abafikelelayo kwi-intanethi ngemfonomfono ephathwayo	16.38%
Ubungakanani bephondo ngokwe-km²	129 462
Lilonke iinani labemi boMzantsi Afrika	59 622 350

Imithombo yeeNkcukacha: I-Stats SA soQikelelo lwaBemi Phakathi eNyakeni wama-2020, uVavanyo lweStats SA loQeqesho lwaBasebenzi lweKota, Ikota yoku-1: kuma-2020, Ubalo-bantu lweStats SA lowama -2011

ULWABIWO-MALI

Inkcitho yeNkonzo yeThala leencwadi kule minyaka mihlanu idlulileyo ibonakalisa eyona nkcitho.

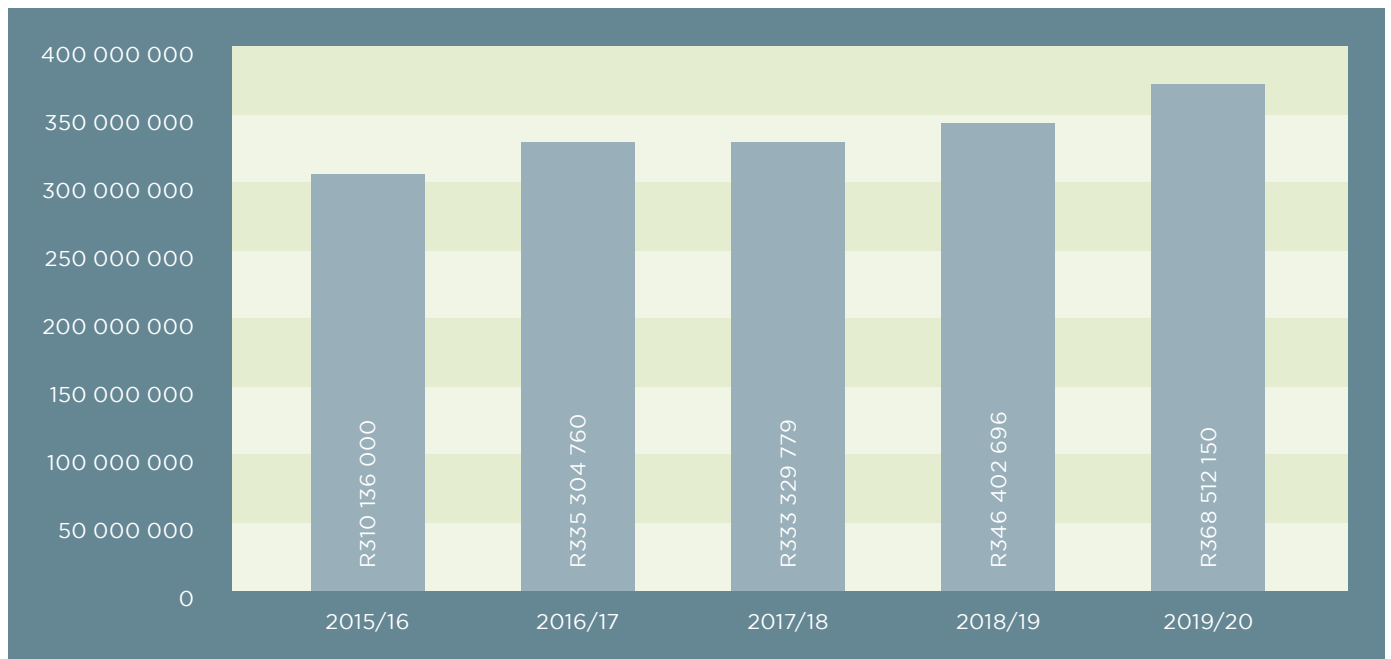
Inkcitho yonyaka-mali wama-2018/19 ibandakanya leyo yesiBonelelo soXhomekeko, iNkxaso-mali yoBuyiselo lukaMasipala nesiBonelelo seThala leencwadi leMetro.

Inkcitho yeNkonzo yeThala leencwadi yowama-2019/20 (eyona nkcitho)

INkonzo yeThala leencwadi	R95 236 481
IsiBonelelo seThala leeNcwadi zeMetro	R10 000 000
INkxaso-mali yoBuyiselo lukaMasipala	R76 512 669
IsiBonelelo soXhomekeko	R186 763 000
Iyonke	R368 512 150

	2015/16	2016/17	2017/18	2018/19	2019/20
Lulonke uHlahlo lwabiwo-mali	R310 136 000	R335 304 760	R333 329 779	R346 402 696	R368 512 150
Uncitshiso/ulwandiso (%)	21.21%	8.12%	-0.59%	3.77%	6.38%

Lulonke uHlahlo lwabiwo-mali: INkonzo yeThala leencwadi (kowama-2015/16 ukuya kowama-2019/20)



UMBUTHO WENGINQI

UMbutho weNgingqi, isetyana leNkonzo yeThala leencwadi laseNtshona Kapa, lineendawo ezine zolawulo, ezizezi, iCape Winelands, i-Eden neCentral Karoo, uNxweme lweNtshona nooMasipala abaNbaxa enamathala eencwadi alishumi elinesihlanu aphantsi kolawulo lwawo.

Kwakukho iindawo zeenkono ezingama-378 ngeli xesha lohlobo.

Ibinzana, iindawo zenkonzo yethala leencwadi yingqokolela yamathala eencwadi neyeendawo zokugcina izixhobo. Igama elithi "ithala leencwadi" lithetha indawo yoluntu okanye iziko loluntu olunengqokolela efanelekileyo yezixhobo eziyilwe libhunga likamasipala ukubonelela ngeenkono yethala leencwadi kubo bonke abantu abahlala kummandla kamasipala. Igama elithi "indawo yokugcina izixhobo" libhekisa kwithala leencwadi elidibene neNkonzo yeThala leencwadi yeNtshona Kapa, elawulwa ngumbutho ongenguwo umasipala, umzekelo, iiNkonzo zoLuleko kunye/ okanye nawuphi na omnye umbutho.

Eyona misebenzi iphambili yale mimandla kukubonelela ngezixhobo zamathala eencwadi nezixhobo kumathala eencwadi oluntu, ingcebiso noqeqesho kubaphathi bamathala eencwadi noluntu kwanokuncedisa ekwakheni izibonelelo zamathala eencwadi.

Amaziko enkonzo yethala leencwadi

Iindawo zenkonzo kwindawo nganye yolawulo

Ukwahlulwa kweendawo zenkonzo yamathala eencwadi kwiindawo zolawulo kuboniswa kwitheyi bhile engezantsi.

Indawo yolawulo	Amathala eencwadi	Iindawo ezigcina izixhobo	Zizonke
I-Cape Winelands	77	11	88
I-Eden neCentral Karoo	81	3	84
UNxweme lweNtshona	105	5	110
OoMasipala abaNbaxa	87	9	96
Iyonke iphelele	350	28	378

Amathala eencwadi ngokwengingqi nganye

Iindawo zenkonzo yeThala leencwadi zijikeleziswe kwiingingqi ezili-15 ngoluhlobo lulandelayo:

	AmaThala eencwadi	Iindawo zokugcina izixhobo	Iyonke
I-Cape Winelands			
I-Hermanus	20	5	25
I-Swellendam	32	0	32
I-Worcester	25	6	31
Iyonke	78	11	89
I-Eden neCentral Karoo			
I-Beaufort-West	14	0	14
I-George	25	3	28
I-Mossel Bay	28	0	28
I-Oudtshoorn	14	0	14
Iyonke	81	3	84
OoMasipala abaNbaxa			
I-Blaauwberg	9	0	9
IKapa	33	0	33
I-False Bay	15	1	16
EMazantsi	20	2	22
I-Tygerberg	28	2	30
Iyonke	105	5	110
UNxweme lweNtshona			
I-Saldanha	33	1	34
I-Stellenbosch	31	7	38
I-Vanrhynsdorp	23	1	24
IYonke	87	9	96
Iyonke iphelele	350	28	378

Izixhobo ezitsha zethala leencwadi nophuculo

Iindawo zenkonzo yethala leencwadi zavulwa kunyaka ophantsi kohlobo: iKhayaletu, iGroenheuwel neKoekenaap. Kuvulwe enye indawo yokugcina izixhobo e-Elim. Ithala leencwadi laseHarold Krumm laphuculwa.

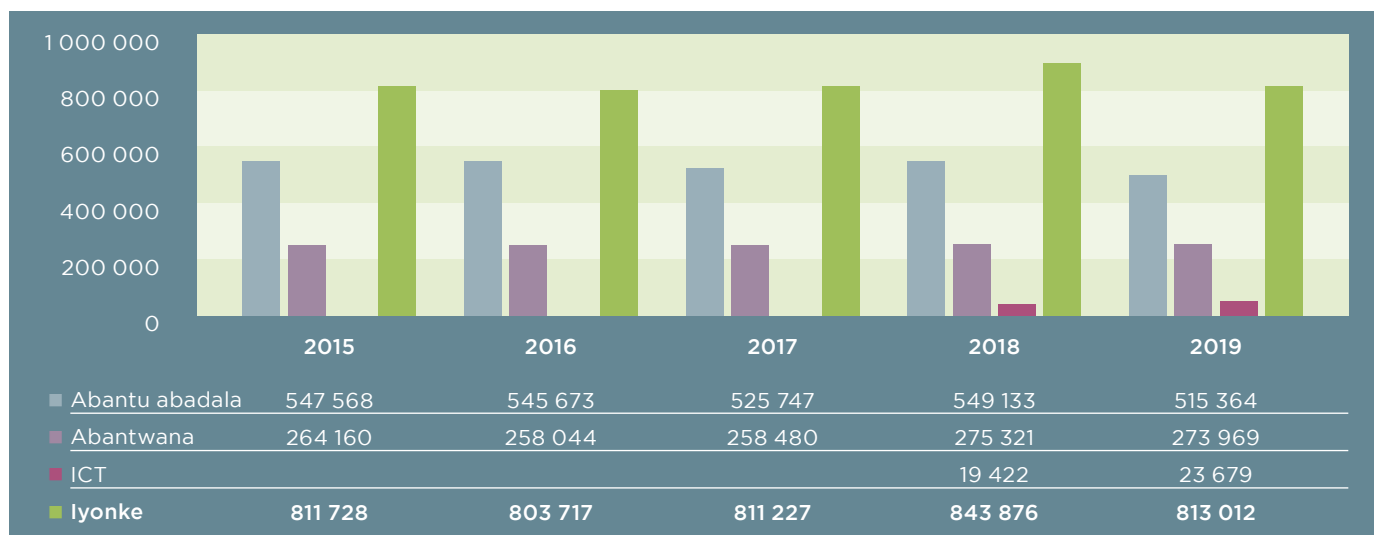
	Ithala leencwadi	Umasipala	Ingingqi
Amathala eencwadi amatsha	I-Khayaletu	I-Knysna	I-George
	I-Groenheuwel	I-Drakenstein	I-Stellenbosch
	I-Koekenaap	I-Matzikama	I-Vanrhynsdorp
Iindawo yokugcina izixhobo ezitsha	I-Elim	I-Cape Agulhus	I-Swellendam
Uphuculo lwethala leencwadi	I-Harold Krumm	I-Saldanha Bay	I-Saldanha

IiNkcukacha-manani

Ubulungu

Ubulungu beeNkcukacha noBuchwepheshe boNxibelelwano (i-ICT) bongezwa kulonyaka-mali namalungu angama-23,679.

Ubulungu bamathala eencwadi oluntu (kowama-2015- ukuya kowama-2019)



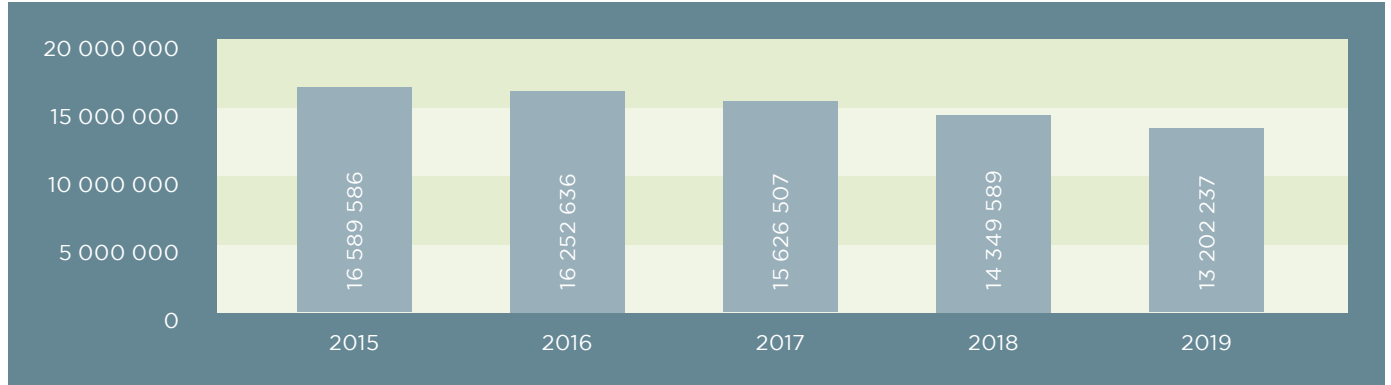
Bubonke ubulungu ngokukamasipala ngamnye

UMasipala	2015/16	2016/17	2017/18	2018/19	2019/20
I-Beaufort West	11 716	8 220	8 537	8 101	4 509
I-Laingsburg	1 613	2 080	1 780	1 727	1 944
I-Prince Albert	3 665	4 061	4 057	3 245	3 060
ISixeko saseKapa	353 662	355 374	342 183	352 497	323 203
I-George	51 998	51 408	52 347	50 366	50 965
I-Knysna	32 718	31 721	25 964	28 255	28 249
I-Bitou	14 353	11 697	13 373	14 001	16 838
I-Overstrand	17 719	17 487	22 506	18 089	17 242
I-Theewaterskloof	7 127	8 139	6 572	9 128	9 040
I-Hessequa	14 821	15 029	14 773	15 102	15 354
I-Mossel Bay	27 731	29 386	28 833	30 284	31 060
I-Kannaland	4 638	4 723	3 924	3 742	4 613
I-Oudtshoorn	11 247	12 481	13 319	13 460	16 073
I-Bergrivier	9 371	12 128	10 417	13 005	13 530
I-Saldana Bay	21 501	13 261	15 821	18 091	18 386
I-Swartland	15 178	12 196	16 981	16 195	12 713
I-Drakenstein	85 331	83 181	93 455	97 752	101 057
I-Stellenbosch	28 777	28 158	28 219	30 572	31 574
I-Langeberg	17 650	19 137	22 025	23 470	24 476
I-Cape Agulhas	8 925	10 703	11 526	14 050	14 334
I-Swellendam	3 394	3 350	3 241	5 447	4 992
I-Breede Valley	37 593	32 134	32 371	35 931	27 725
I-Witzenberg	22 671	26 852	27 610	29 950	29 360
I-Matzikama	4 728	7 024	7 048	6 335	7 322
I-Cederberg	3 377	3 778	4 345	5 081	5 393
Iyonke	811 728	803 717	811 227	843 722	813 012

Ujikeleziso loNyaka

Ujikeleziso lwezixhobo zethala leencwadi olushicilelweyo luqhubekile ukwehla kunyaka odlulileyo ngokuncipha ngesi-7.99% sojikeleziso lulonke lweencwadi namaphepha-ncwadi.

Ujikeleziso lweencwadi namaphepha-ncwadi (kowama-2015 ukuya kowama-2019)



Ujikeleziso lonyaka lweencwadi ngokodidi ngalunye (kowama-2014 ukuya kowama-2019)

Ujikeleziso kwiindidi zonke zesixhobo esishicilelweyo lubonakalise ukuhla okuzinzileyo kule minyaka idlulileyo.

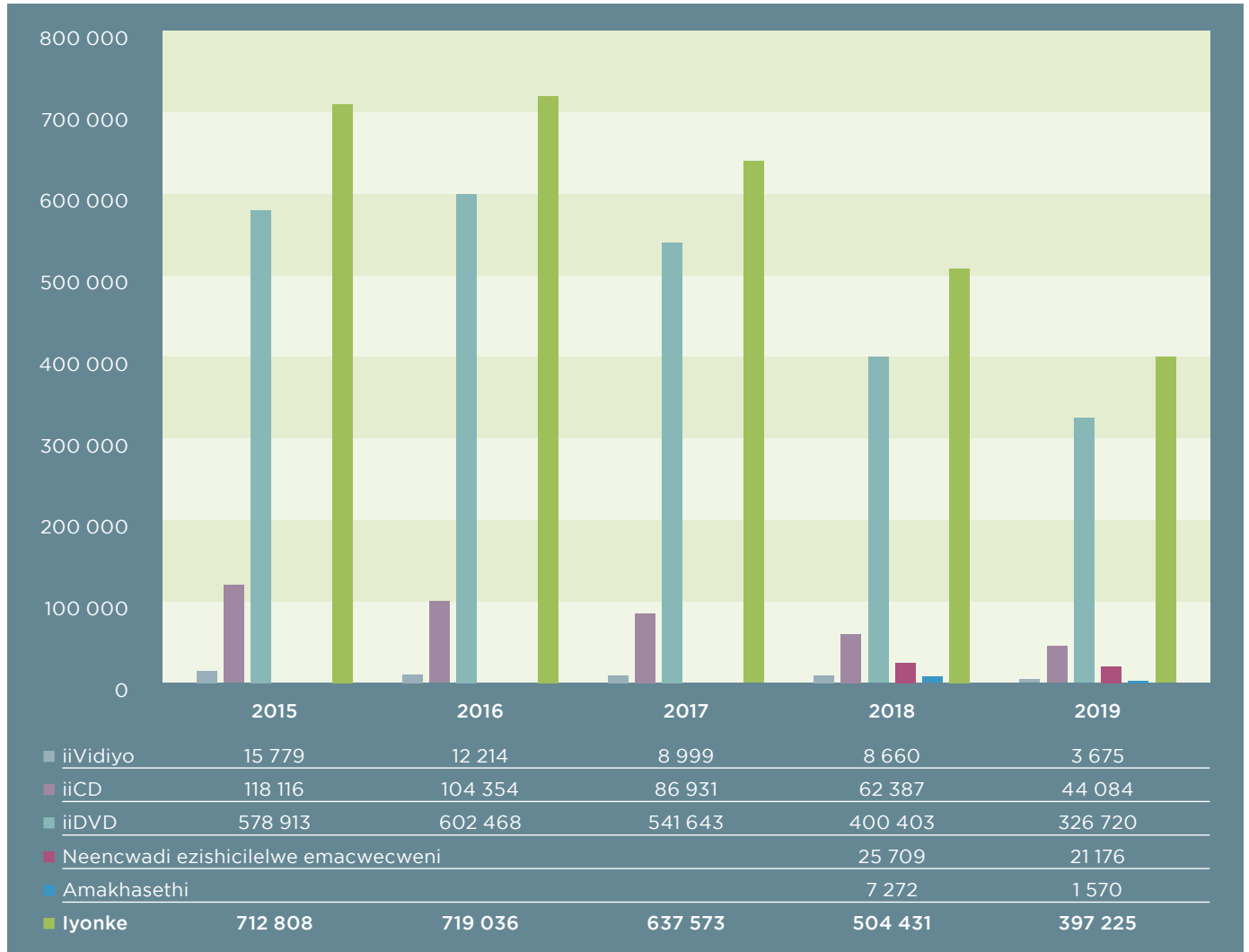
Unyaka	AF	EF	Abadala isiXhosa	NF	AJF	EJF	Abantwana isiXhosa	JNF	Amaphepha-ncwadi
2015	5 073 865	3 964 232	32 548	1 511 644	2 037 289	2 740 719	96 057	630 324	502 908
2016	4 918 562	3 850 676	37 484	1 465 790	1 975 531	2 808 734	90 543	628 748	476 568
2017	4 658 639	3 716 098	30 573	1 438 307	1 941 824	2 680 718	90 676	631 882	437 790
2018	3 977 824	2 906 199	29 434	1 252 185	1 819 033	2 448 970	68 364	470 901	400 899
2019	3 896 458	3 126 944	23 756	1 106 197	1 742 225	2 352 910	74 779	518 058	360 910

Amathala eencwadi nosetyenziso oluphezulu lwamabali enzekayo (kowama-2018/19 ukuya kowama-2019/20)

2018/19	% Usetyenziso	2019/20	% Usetyenziso
I-Moses Mabhida	51	I-Henry Fagan Depot	51
I-Moorreesburg	50	I-Kuyasa	48
I-Mfuleni	45	I-Jan Kriel Depot	43
I-Toekoms ML	42	I-Central	41
I-Nyanga	40	I-Masakhane	40
I-Gugulethu	40	I-Crossroads	39
I-KwaNokuthula	37	I-Nazeema Isaacs	39
I-Simon's Town	36	I-Obiqua Correctional Service	39
I-Eikendal	36	I-Nyanga	38
I-Tokai	35	I-Mfuleni	38
I-Harare Square	34	U-Langa	37
U-Langa	34	I-Moses Mabhida	35
I-Masifunde	34	I-Wellington Readers	34
i-Central	33	I-Zolani	33
I-Crossroads	33	I-Pelican Park	32

Ujikeleziso lwezixhobo ezimanyelwayo nezibonwayo zethala leencwadi (kowama-2015 ukuya kowama-2019)

Kubekho ukwehla okukhulu kujikeleziso lwezixhobo ezimanyelwayo nezibonwayo (ukwehla kwe-11.89% ukusukela kunyaka ongaphambili). Ubuchwepheshe obuguquka rhoqo bunika abasebenzisi ezinye iindlela zokufikelela kwizixhobo ezimanyelwayo nezibonwayo, umzekelo, ngokukhuphela okanye ukuthatha okuvela kwi-intanethi. INkonzo yeThala leencwadi ke ngoko azisathengwa iiCD ezintsha.



Amathala eencwadi anamanani aphezulu ojikeleziso

IThala leencwadi loLuntu laseBrackenfell laphinda lalithala leencwadi eliyeyona ndawo enenani eliphezulu lojikeleziso eNtshona Kapa kowama-2019, lilandelwa ngamathala eencwadi oluntu laseSomerset West nelaseDurbanville.

2018	Ujikeleziso
I-Brackenfell	604 652
I-Somerset West	469 044
I-Durbanville	420 006
I-Bellville	372 730
I-Strand	290 759
I-George	282 443
I-Paarl	268 683
I-Fish Hoek	254 450
I-Claremont	246 437
I-Hermanus	242 421
I-Meadowridge	219 308
I-Tyger Valley	212 041
I-Table View	211 665
I-Parow	201 190
I-Edgemean	198 326
2019	Ujikeleziso
I-Brackenfell	572 572
I-Somerset West	408 288
I-Durbanville	376 548
I-Bellville	281 289
I-Fish Hoek	271 995
I-Strand	259 368
I-George	250 380
I-Paarl	243 184
I-Hermanus	234 148
I-Tyger Valley	199 662
I-Meadowridge	190 483
I-Edgemean	182 767
I-Claremont	179 550
I-Milnerton	170 357
I-Parow	158 565

Ujikeleziso lwezinto zethala leencwadi kumasipala ngamnye

Ujikeleziso olupheleleyo lwezinto zethala leencwadi ezishicilelweyo nezimanyelwayo kumasipala ngamnye ludweliswe apha ngezantsi. Iinkcukacha-manani zojikeleziso lweendawo zokugcina izixhobo azibandakanywanga apha, njengoko iindawo zokugcina izixhobo zingekho phantsi kolawulo lobulungisa loomasipala.

UMasipala	2018	2019
I-Beaufort West	108 744	92 653
I-Bergrivier	224 056	236 645
I-Bitou	124 437	127 159
I-Breede Valley	347 158	258 961
I-Cape Agulhas	177 221	173 004
I-Cederberg	158 537	102 738
ISixeko saseKapa	8 098 274	7 667 678
I-Drakenstein	633 271	562 540
I-George	457 208	347 575
I-Hessequa	361 833	380 066
I-Kannaland	64 417	64 926
I-Knysna	216 109	234 494
I-Laingsburg	26 435	23 635
I-Langeberg	255 518	334 018
I-Matzikama	196 937	174 235
I-Mossel Bay	379 925	363 387
I-Oudtshoorn	201 970	206 503
I-Overstrand	571 077	558 662
I-Prince Albert	56 638	54 331
I-Saldanha Bay	260 357	221 609
I-Stellenbosch	338 711	290 520
I-Swartland	406 778	384 337
I-Swellendam	104 402	163 698
I-Theewaterskloof	280 682	192 707
I-Witzenberg	298 894	289 158
Iyonke	14 349 589	13 505 239

Sisonke isitokhwe sethala leencwadi

Sisonke isitokhwe kweli xesha lohlolo sasingama-5,840,969 kwaye kuquka iincwadi nezixhobo ezimanyelwayo nezibonakalayo. Amanani amele isitokhwe samathala eencwadi ali-15 engingqi, iMfumba ngokuBanzi neNgqokelela ePhambili yeSalathiso. Lilonke ixabiso lezinto zesitokhwe zigcinwe kuwo onke amathala eencwadi oluntu lwaseNtshona Kapa lingama-R476,883,789 ekupheleni konyaka-mali wama-2019/20. Izinto zesitokhwe zizonke zinciphile kwiminyaka embalwa edlulileyo njengoko amathala eencwadi eshenxa kwisitokhwe esiphelelweyo nokuncitshiswa kohlalo lwabiwo-mali luqhwalalisa ubuyiselo lwesitokhwe.

Sisonke isitokhwe ngokweengingqi (kowama-2018/19 ukuya kowama-2019/20)

2018/19	Isitokhwe	Ixabiso
I-Tygerberg	695 387	57 216 740
ISalathiso esiPhambili neMfumba ngokuBanzi	494 684	27 151 409
I-Saldanha	422 693	32 240 585
I-Stellenbosch	420 977	32 182 852
IKapa	406 603	47 055 854
I-False Bay	394 840	34 559 758
EMazantsi	384 670	37 226 888
I-Swellendam	381 690	26 535 921
I-George	374 287	28 591 092
I-Mossel Bay	354 618	25 880 838
I-Worcester	341 533	24 735 840
I-Hermanus	292 361	23 238 737
I-Vanrhynsdorp	284 566	19 160 525
I-Blaauwberg	279 616	23 237 921
I-Oudtshoorn	276 922	17 133 895
I-Beaufort West	206 973	13 759 901
Iyonke	6 012 420	469 908 755

2019/20	Isitokhwe	Ixabiso
I-Tygerberg	638 261	R54 262 941
ISalathiso esiPhambili neMfumba ngokuBanzi	597 113	R43 533 837
I-Stellenbosch	419 517	R32 671 931
I-Saldanha	403 001	R31 735 123
IKapa	381 158	R44 928 425
I-Swellendam	373 328	R26 787 747
I-George	366 676	R28 664 573
I-False Bay	363 733	R33 088 980
EMazantsi	355 383	R35 378 426
I-Mossel Bay	350 755	R26 267 319
I-Worcester	336 316	R24 838 769
I-Oudtshoorn	269 720	R17 480 931
I-Hermanus	263 517	R22 202 266
I-Blaauwberg	260 926	R22 347 689
I-Vanrhynsdorp	256 844	R18 789 887
I-Beaufort West	204 721	R13 904 939
Iyonke	5 840 969	R476 883 789

OKUPHAMBILI KUMBUTHO

ICandelo eliyiNtloko, icandelwana eliphantsi kweNkonzo yeThala leeNcwadi laseNtshona Kapa, linamacandelo amane angala: ukuKhetha, iiNkonzo zobuGcisa, iiNkonzo zeeNkcukacha kunye neNkonzo yeNkxaso yoLawulo lweThala leeNcwadi. Umsebenzi ophambili weNkonzo yeThala leeNcwadi yeNtshona Kapa kukubonelela ngezixhobo zethala leencwadi kumathala eencwadi oluntu amanyeneyo. Oku kwenziwa ngenkqubo emiselweyo yokukhetha, ukufumana, ukuhlela nokunikezelwa kwezixhobo ezihanjiswa kumathala eencwadi oluntu lwaseNtshona Kapa kusetyenziswa uthungelwano lwamathala eencwadi zeengingqi ezili-15. OkuPhambili kuMbutho luxanduva lokukhetha, ukufumana nokuhlela izixhobo zethala leencwadi, ulungiselelo lobungcali nonikezelo, ukulawulwa kweNkqubo yokuLawulo lweNkcukacha zeThala leeNcwadi leSITA (i-SLIMS), iiNkonzo zeSalathiso esiPhambili, uPhando, uPapasho noKwazisa kunye neNkxaso yoLawulo lweThala leeNcwadi.

Ukukhetha

ICandelo lokuKhetha libonelela ngoluhlu olubanzi lwezixhobo eziphononongiweyo zobungcali kwaye lilawula uhlahlo lwabiwo-mali kumathala eencwadi oluntu nawengingqi ukukhetha izixhobo zamathala eencwadi. Oosomathala abaziincutshe baphonononga iincwadi ezingeniswa kanye ngenyanga ngenjongo yokuba ziqwalaselwe ngababoneleli zinkonzo ababhaliswe kuVimba weeNkcukacha zabaBoneleli zinkonzo beNtshona Kapa kunye noVimba weeNkcukacha zabaBoneleli zinkonzo. Emva koko kukhethwe izihloko, ezibandakanya izixhobo ngazo zontathu iilwimi ezisemthethweni zeNtshona Kapa kwaye zibandakanya zonke iintlobo ezivela kuthengiso oluya phambili kuncwadi oluyinyani, olungeyonyani, izikhokelo zokufunda, izinto ekubhekiswa kuzo kunye neencwadi zabantwana. Ingxelo ebhaliweyo yenzelwe into nganye ephononongiweyo kwindawo yovimba weenkukacha yeSLIMS. Intlanganiso yanyanga zonke yokukhetha iincwadi ibanjwa apho kuthathelwa khona ingqwalasela yeencwadi zabantu abadala nabantwana. Emva kweentlanganiso zokukhethwa kwencwadi, ubuninzi kunye neenkukacha zoluhlu lweencwadi zijongiwe, emva koko izicelo ezisayiniweyo ziyafumaneka kwiCandelo lee-Odolo ukuze ii-odolo zibekwe kubaboneleli.

Iinkukacha-manani zokukhetha	2018	2019
likopi zolwamkelo zifunyenwe	24 289	22 657
Izihloko zeencwadi ziphononongiwe	4 061	4 865
Izixhobo zethala leencwadi ezithengiweyo	135 327	174 467

IiNkonzo zobuGcisa

IiNkonzo zobuGcisa zineNkxaso yeNkqubo yeThala leencwadi, ukuhlela neCandelo loLungiselelo.

Inkxaso yenkqubo yeSLIMS

Eyona ndima iphambili yeli candelo kukuxhasa iNkonzo yamaThala eencwadi kunye nabasebenzi bamathala eencwadi oluntu ngeSLIMS. Eli candelo libonelela ngenkxaso ephambili kumathala eencwadi ngokusebenzisa iSLIMS Issue Tracker kwakunye nokumiliselwa kwegu-live yeSLIMS, ukulandelela kunye noqeqesho ekuhleleni kwiSLIMS.

Ukwenziwa koluhlu

Owona msebenzi weCandelo lokuhlela kukwenza ukuba ukuhlela okukwi-intanethi kufumaneka kwiSLIMS. Kubalulekile ukuba abasebenzi balukhuphe ulwazi ngokuchanekileyo ukuqinisekisa ukuthembeka kovimba weenkukacha kunye nokufunyanwa ngempumelelo kolwazi ngabasebenzisi bamathala eencwadi.

Ngezantsi ngamanani ezixhobo ezihleliweyo kwiminyaka emihlanu edlulileyo:

Isixhobo	2015	2016	2017	2018	2019
Iincwadi	5 999	6 048	5 675	5 325	4 485
Ii-CD	86	71	111	16	8
Iincwadi ezimanyelwayo	0	1	0	0	0
Ii-DVD	75	38	194	263	56
Iyonke	6 161	6 158	5 980	5 604	4 549

Amalungiselelo

Injongo yeli candelo kukufunyaniswa, ukunikezelwa nokuthunyelwa kwezixhobo zethala leencwadi ezitsha. Imisebenzi isukela ekufunyanweni kokuqala kwezixhobo zethala leencwadi ukuya kuthunyelwa lokugqibela kwemithwalo yeeveki ngothungelwano lwamathala eencwadi lweengingqi ezili-15 kunye neCandelo eliPhambili leSalathiso (i-SN) ngaphakathi eNtshona Kapa.

Ngezantsi kukwalathwa kwenani lezixhobo zethala leencwadi (iincwadi nezixhobo ezimanyelwayo nezibonwayo) ezinikezelweyo kwiminyaka emihlanu edlulileyo.

	2015	2016	2017	2018	2019
Izixhobo ezinikezelweyo	312 169	279 110	226 183	177 324	87 525

IiNkonzo zoLwazi

IiNkonzo zeeNkcukacha ziyawaxhasa amacandelo angaphakathi, amathala eencwadi engingqi namathala eencwadi oluntu. Amacandelo luPhando, iZalathiso eziPhakathi (i-SN), kunye noPapasho noKwazisa.

Okuphambili kwiSalathiso (i-SN)

Eli candelo, elaziwa ngcono njenge-SN, liquka iingqokelela ezintlanu, ezizezi, isalathiso, umboniso bhanyabhanya, ubugcisa, umculo kunye nokumanyelwayo nokubonwayo. I-SN ibonelela ngeenkukacha ezikhethekileyo kunye nemithombo yolwazi evela kwingqokelela yezalathiso eziphambili equlathe izixhobo zethala leencwadi ezingama-95,586, ezidlula kumathala eencwadi engingqi ali-15 ukuya kumathala eencwadi oluntu angama-378 eNtshona Kapa. Oku kubandakanya ukulawula iinkukacha kunye nokufumana izicelo kwisitokhwe isikwicandelo nakwamanye amaziko ngokusebenzisa inkqubo ye-SABINET. Omnye umsebenzi ongundoqo kukujongana nemibuzo esele ilungile, ngakumbi kwiprojekthi zesikolo, kwakunye nokubonelela ngezixhobo zokufunda kwanezixhobo zokumanyelwayo nezibonwayo ezinjengevidiyo, imiboniso bhanyabhanya, iiDVD, iiCD kunye nezifundo zolwimi. Umgaqo-nkqubo wokwakhiwaa kwisitokhwe selicandelo usekelwe ekuboneleleni ngemithombo equka iinkukacha ezikhethekileyo.

Ujikeleziso nesitokhwe sisonke (Iowama-2018 ukuya kowama-2019)

	Ujikeleziso 2018	Ujikeleziso 2019	Sisonke isitokhwe 2018	Sisonke isitokhwe 2019
ISalathiso esiPhambili	1 066	1 015	63 950	64 612
Ingqokelela yokumanyelwayo noku-bonwayo (ii-DVD, imiboniso bhanya-bhanya, ii-CD, iincwadi ezimanyelwayo neevideyo)	645	429	14 670	19 033
Ingqokelela yomculo	108	9	6 474	7 134
Ingqokelela yezobugcisa	27	36	4 725	4 724
Izifundo zolwimi		9	79	83
Iyonke	1 846	1 498	89 898	95 586

Upapasho noKwazisa

Upapasho noKwazisa kukhuthaza ukusetyenziswa kwamathala eencwadi oluntu neenkonzo zawo eNtshona Kapa. Icandelo likwakhuthaza inkcubeko yokufunda ngokubonelela ngezixhobo zokwazisa kumathala eencwadi oluntu ngokwenza iminyhadala efana neVeki yeThala leeNcwadi kunye neVeki kaZwelonke yeeNcwadi.

Uhlahlo lwabiwo-mali (kowama-2017/18 ukuya kowama-2019/20)

2017/18	R887 320
2018/19	R975 000
2019/20	R945 000

Ushicilelo

USomathala waseKapa

Iikopi zoshicilelo ezintandathu zikaSomathala waseKapa zaveliswa ngonyaka-mali wama-2019/20.



Ucwangciso lonyaka wama-2020

Ucwangciso lonyaka wama-2020 lwenziwa lwaza lwahanjiswa kuwo onke amathala eencwadi oluntu eNtshona Kapa ngokunjalo nakubathathi-nxaxheba kwimeko ye-LIS.

IProjekthi yePhulo leMbali yoMlomo

Ukuqaliswa ngempumelelo kweProjekthi yePhulo leMbali yoMlomo yowama-2019 kuyinxalenye yombono woMphathiswa weMicimbi yeNkcubeko nezeMidlalo ukugcina amabali angabhalwanga namava kwiphondo ngokufaka nokurekhoda amabali nokuwenza afumaneke kuluntu ngokubanzi, kwanokuba negalelo kubumbano lwentlalo.

KwekaTshazimpunzi	I-Knysna
KweyeSilimela	I-Mamre
KweyoMsintsi	I-Swellendam
KweyomNga	I-Genadendal, i-Caledon, i-Tesselaarsdal, i-Greyton, i-Bereaville neRiviersonderend

IVeki yeThala leencwadi yowama-2020

IVeki yeThala leeNcwadi yoMzantsi Afrika ibibhiyozelwa kwilizwe lonke ukusuka ngomhla we-16 ukuya kowama-22 kweyoKwindla wama-2020 phantsi komxholo wesambrela othi *Amathala eencwadi: iqabane lakho ubomi bonke*. Kulo nyaka, iVeki yeThala leeNcwadi yoMzantsi Afrika yamiselwa ePaternoster zaza iinkqubo neprojekthi zeveki yeThala leencwadi ezandisiweyo zabanjwa kwiindawo ezingqonge iLaingville, iSaldanha Bay, iLangebaan, iHopefield neVredenburg. Umhla wokuphehlelelwa ngokusesikweni ibingumhla we-16 kweyoKwindla ngowama-2020. UMphathiswa weMicimbi yeNkcubeko neMidlalo wawuzimasa lo msitho, kwakunye nosodolophu woMasipala waseSaldanha Bay neendwendwe ezingaphezu kwe-100.

IVeki kaZwelonke yeeNcwadi yama-2019

IVeki kaZwelonke yeeNcwadi yabhiyozelwa ukusuka kumhla wesi-2 ukuya kowesi-4 kweyoMsintsi yama-2019 ngomxholo othi *#Ourstories*. INkonzo yamaThala eencwadi, ibambisene neBhunga loPhuhliso lweeNcwadi loMzantsi Afrika (i-SABDC) kunye noMasipala waseLangeberg, baphehlelele ngempumelelo iVeki kaZwelonke yeeNcwadi, eHappy Valley, eBonnievale, eMontague, eZolani nakumaholo oluntu aseAshbury. Umsitho waphehlelelwa ngomhla wesi-2 kweyoMsintsi wama-2019 nguMphathiswa u-Anroux Marais. Abafundi bakwachukunyiswe kukubonakala kwekhubalo leNkonzo yeThala leencwadi, iBhuki, kunye ne-mascot kaZwelonke yeVeki yeeNcwadi, iFunda Funda. Iinkqubo ezibonisiweyo kwezi ntsuku zintathu zibandakanya: idesika yokubhalisa yezicelo ezitsha zobulungu, imisebenzi enamathala eencwadi ezinto zokudlala, umdlalo wamakhadi amagama olutsha, ukubalisa amabali, ubugcisa bokuyila kunye neeseshoni zobugcisa, imiboniso yoonopopi yabantwana, imiboniso bhanyabhanya ye-16mm, ukupeyinta ubuso kunye neendibano zocweyo lwabafundi.

Uphando

ICandelo loPhando leNkonzo yeThala leencwadi lenza uphando ngemiba yamathala eencwadi abaluleke kakhulu kumathala eencwadi oluntu nakwabanye abathathi-nxaxheba kwicandelo lethala leencwadi nolwazi lwenzululwazi. Ikwavelisa kwaye yenza ukuba kufumaneke ulwazi lolawulo kwaye idibanise iinkcukacha-manani kuwo onke amathala eencwadi angama-378 amanyeneyo.

Upapasho lugqityiwe

Upapasho loMbono wabangaPhakathi — iNkonzo yeThala leeNcwadi yaseNtshona Kapa

UMbono wongaPhakathi ubonisa imisebenzi eyenziwayo phaya ngasemva kwiNkonzo yeThala leencwadi yeNtshona Kapa. Lo mboniso bhanyabhanya ubonisa into njengoko injalo ufuna ukuyiqondisisa ngcono imisebenzi noxanduva lweeyunithi ezahlukeneyo kwicandelo. Umboniso bhanyabhanya obonisa into njengoko injalo uza kukhuthaza ukuxabiseka komsebenzi owenziwe leli candelo kunye nenani labasebenzi elifunekayo ukufezekisa le misebenzi, ukubaluleka kobungcali obufunekayo kwiindawo ezithile, ubungcali obufunekayo bokugcina imigangatho kunye nesidingo semithombo engaphezulu.

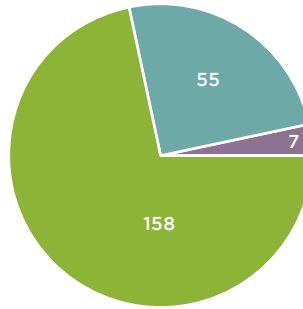
Uhlolo loNyaka lowama-2019/20

Uhlolo loNyaka lusebenza njengesixhobo esiluncedo sophando/isixhobo seenkcukacha samathala eencwadi oluntu.

Inkxaso yoLawulo yeThala leencwadi

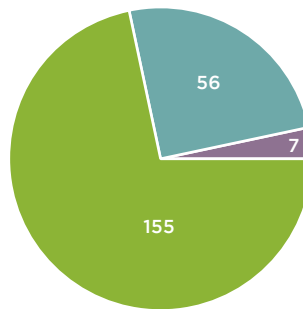
Indima ephambili yeCandelo leNkxaso yoLawulo lweThala leencwadi kukulawula nokulungelelanisa iinkqubo zolawulo nenkxaso yezolawulo ngokubanzi kwicandelo. Eli candelo libonelela ngesikhokelo neengcebiso kubasebenzi, ezemali kunye nezinye izixhobo nee-asethi. **Ulawulo lwezabasebenzi luxhasa abasebenzi** ngayo yonke imibuzo ephathelene nabasebenzi, lulungelelanisa iinkqubo zovavanyo lokwenziwa komsebenzi, lugcwalise izithuba zemisebenzi lize lilungelelanise uphuhliso lwezakhono kwindawo yokusebenza. **Ulawulo lwemali** lwenziwa ngokulungelelanisa uhlahlo lwabiwo-mali lonyaka lwecandelo ngokubeka iliso kuhanjiso lwemali nohlobo lokuyisebenzisa ukuqinisekisa ukuphela konyaka-mali okuthe tye. Oku kukwabandakanya ukubonelela ngegalelo xa kufikwa kucwangciso olunobuchule, kwakunye nokunikezela ngolwazi lwezemali kwiingxelo zekota nezonyaka. **Ulawulo lwee-asethi** lukwangumsebenzi weli candelo. Oku kubandakanya ukongamela ukuthengwa kwempahla kunye neenkono (kubandakanya izixhobo zethala leencwadi) kunye nokuhlalulwa rhoqo kwee-invoyisi. Ukuhlolwa kwezakhiwo nokwenziwa kwezithuthi kwii-ofisi zeengingqi kwenziwa rhoqo ukuqinisekisa ukuba zonke iziphene, umngcipheko kunye nezoyikiso ziyalathwa zize zixelwe. Eli cancel likwabeka esweni ukusetyenziswa ngokusemthethweni **izithuthi** zeenqwelo zikarhulumente ezigcinwe kwizakhiwo zazo. Okokugqibela, ukukhetha luxanduva lolawulo lweenkqubo **zeMpilo noKhuseleko eMsebenzini**.

Isincomo kubasebenzi beNkonzo yeThala leeNcwadi laseNtshona (kowama-2018)



- Isigxina
- Abaxhamli beNkqubo yoLwandiso lweMisebenzi yoLuntu (i-EPWP)
- Abafundi abasaqeqeshelwa umsebenzi beNkqubo yeNkqubela Phambili yoLutsha (i-PAY)

Isincomo kubasebenzi beNkonzo yeThala leeNcwadi laseNtshona (kowama-2018)



- Isigxina
- Abaxhamli beNkqubo yoLwandiso lweMisebenzi yoLuntu (i-EPWP)
- Abafundi abasaqeqeshelwa umsebenzi beNkqubo yeNkqubela Phambili yoLutsha (i-PAY)

Ubhaliso

Icandelo loBhaliso linoxanduva lokugcina irekhodi nokugcwalisa amaxwebhu eNkonzo yeThala leencwadi. Eli candelo liqinisekisa ngokubambelela kwiinkqubo, imigaqo nemimiselo nomthetho ophathelene nolawulo lweerekhodi.

AMAGQABANTSHINTSHI NGENKONZO YETHALA LEENCWADI YENTSHONA KOLONI 2018/19



Olona thungelwano lukhulu lwethala leencwadi loluntu e-Afrika



Iphapha-ndaba lobunzululwazi beenkcukacha nobungcali bethala leencwadi bukaSomathala waseKapa laveliswa ukususela ngowe-1957



Yasekwa ngowe-1955



Uphando olulodwa nenkxaso yesalathiso kumathala eencwadi oluntu



Ufikelelo kwiingqokelela enqabileyo yemiboniso-bhanyabhanya ye-16mm

IINKONZO ZENKXASO ZIKAMASIPALA

IiNkonzo zeNkxaso zikaMasipala, kwicandelwana leNkonzo yeThala leencwadi laseNtshona Kapa, zilawula iSibonelelo soXhomekeko samaThala eeNcwadi oLuntu, iNkxaso-mali yoBuyiselo lukaMasipala kunye neSibonelelo seThala leencwadi leMetro. Ikwaxhasa iinkonzo zamathala eencwadi kwinqanaba likamasipala ngokwabela nokudlulisela imali nokubeka iliso kwinkcitho eyenziwa ngoomasipala. Bakwancedisa oomasipala ngophuhliso lwezakhono xa kufikwa kwinkcitho yezi mali. Imisebenzi yeli candelwana ilawulwa ngamacandelo amabini: Ukuphuculwa kweThala leencwadi likaRhulumente kunye neNkxaso-mali kaMasipala.

UPhuculo lwamaThala eencwadi zoLuntu

UPhuculo lweThala leencwadi loLuntu lunoxanduva lweeprojekthi, ikakhulu lifumana inkxaso kwiSibonelelo soXhomekeko samaThala eencwadi. Ezi projekthi ziquka:

- amathala eencwadi amatsha
- uphuculo lwethala leencwadi
- IProjekthi yoQhagamshelo lwamaThala eencwadi aseMaphandleni (i-RLCP) ngentsebenziswano nePhulo leBroadband lePhondo
- IiKona zaMathala eencwadi zabangaBoniyo ngokusebenzisana neThala leencwadi loMzantsi Afrika labangaBoniyo
- IProjekthi yoMzantsi Libraries Online.

Ezinye iiprojekthi zilawulwa embindini, kwaye ezinye zilawulwa ngentsebenziswano noomasipala.

Ngexesha lonyaka ophantsi kohlo, ithala leencwadi elinye elitsha laqhagamshelwa kwi-intanethi, nto leyo eyenze inani elipheleleyo lamathala eencwadi aqhagamshelweyo laya kuma-227. Uninzi lwala mathala eencwadi ayinxalenye yePhulo leBroadband kaRhulumente waseNtshona Kapa (i-186 lamathala eencwadi asemaphandleni) kunye namathala eencwadi angama-44 ayinxalenye weprojekthi yoMzantsi Libraries Online.

IThala leencwadi loMzantsi Afrika labaNgaboniyo belikwinkonzo yokuphucula yonyaka, nokongezwa kwezisa, kodwa abahlali ababona luzizi abangqonge iziza ezikhoyo babeqeqeshwe baze baxhotyiswa ekusetyenzisweni kwexihobo ezikhethekileyo ze-IT.

INkxaso-mali kaMasipala

IsiBonelelo soXhomekeko

Injongo yesiBonelelo soXhomekeko samaThala eencwadi zasekuHlalani kukuguqula iziseko zophuhliso zamathala eencwadi aseziDolophini nasemaphandleni, amaziko neenkonzo ngenkqubo ehlaziyiweyo kwinqanaba likazwelonke, elephondo nelikarhulumente wasekhaya. Isixa-mali esili-R186 763 000 senkxaso-mali yesiBonelelo soXhomekeko safunyanwa kunyaka-mali wama-2019/20. Ukusuka koluhlahlo lwabiwo-mali i-R176 763 000 yagqithiselwa koomasipala abali-19 kwiphondo ukuhlawulela abasebenzi bamathala eencwadi oluntu, ukuthenga ifenitshala

nezixhobo, ukwakha amathala eencwadi amatsha kunye nokuphucula nokugcina amathala eencwadi akhoyo ngoku. Le mali yachithwa ekujonganeni nesigunyaziso esingafumani nkxaso-mali samathala eencwadi kwiPhondo. Iitheyibhile ezimbini ezingezantsi zibonisa ulwabiwo lwenkxaso-mali yesiBonelelo soXhomekeko (iTheyibhile A) nemisebenzi exhaswe ngemali yingxowa-mali (iTheyibhile B).

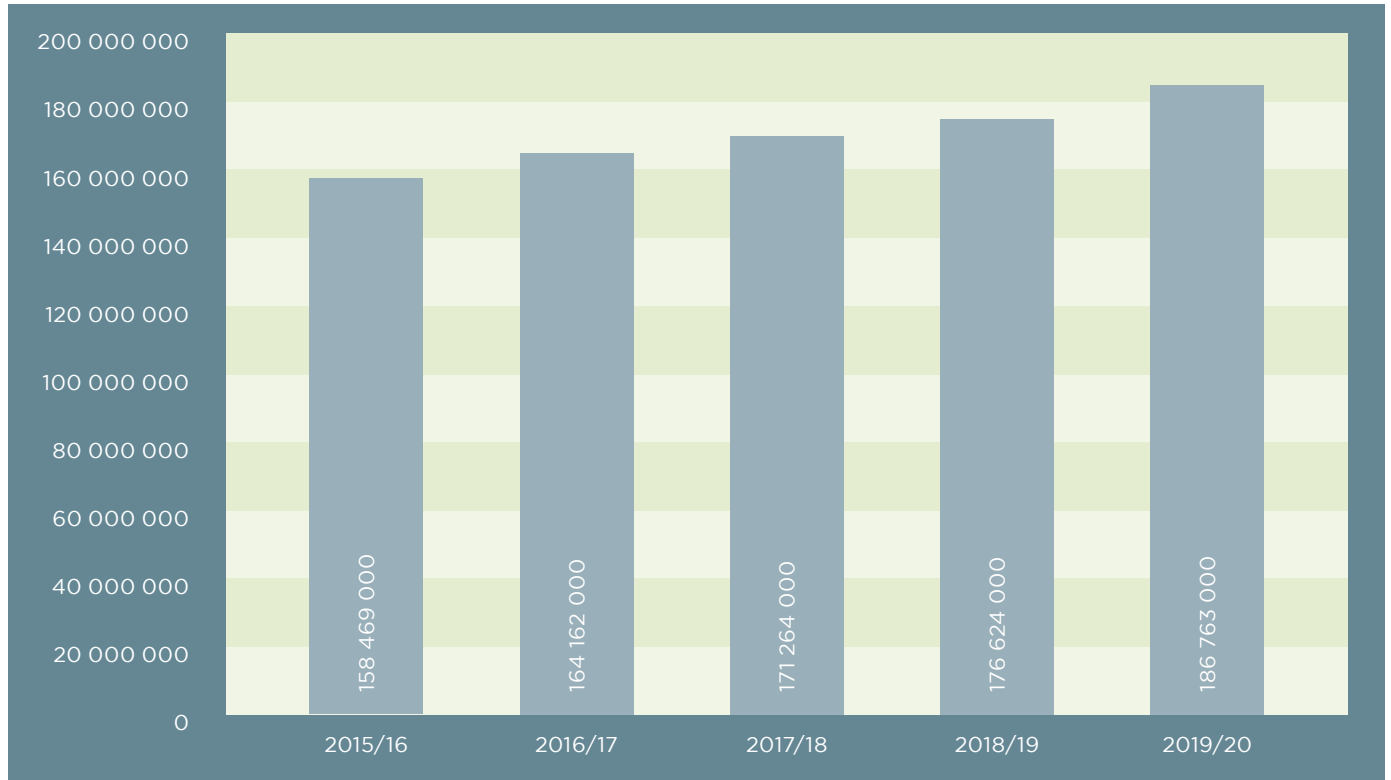
ITheyibhile A: Ulwabiwo lwenkxaso-mali yesiBonelelo soXhomekeko lowama-2018/19 ukuya kowama-2019/20

	2018/19	2019/20
Lulonke ulwabiwo lwesiBonelelo soXhomekeko	R176 624 000	R186 763 000
Lulonke udluliselo lwemali kumasipala (abasebenzi, amathala eencwadi amatsha, uphuculo lwethala, ulondolozo nefenitshala)	R167 631 000	R176 763 000
Izixhobo zethala leencwadi ezithengiweyo	R2 661 370	R3 288 867
IThala leeNcwadi loMzantsi Afrika leprojekthi yabaNgaboniyo	R900 000	R900 000
Ulawulo lwesiBonelelo kwiSebe (iindleko zokusebenza: abasebenzi, impahla neenkonzo)	R5 431 630	R5 811 133

ITheyibhile B: Imisebenzi efumana mali kwinkxaso-mali yesiBonelelo soXhomekeko kowama-2019/20

	2018/19	2019/20
Inani lezixhobo zethala leencwadi ezithengiweyo	16 928	21 758
Amathala eencwadi akhiweyo	2	4
UPhuculo kumathala eencwadi akhoyo olutyikityiweyo	2	4
Inani labasebenzi kumathala eencwadi afumana inkxaso-mali	670	652
Inani loomasipala abafumana iintlawulo zodluliselo	19	21
Inani lamathala eencwadi ezineziseko zophuhliso ze ICT (amatsha nahlaziyiweyo)	3	1
Inani leprojekthi zentsebenziswano neThala leeNcwadi loMzantsi Afrika labaNgaboniyo ezifumana inkxaso-mali ukuseka iinkonzo ezizodwa kwabo babona luzizi	1	5
Inani lamathala eencwadi oluntu olunofikelelo kwi intanethi (olungezelelekayo)	226	227

Uhlalo lwabiwo-mali lwesiBonelelo soXhomekeko lowama-2015/16 ukuya kowama-2019/20



Igunya elingafumani nkxaso-mali kumathala eencwadi kwaba masipala abakudidi lwe-B1- kunye ne-B2 liqwalaselwe ngenkxaso-mali yesibonelelo soxhomekeko kunyaka-mali wama-2019/20:

Oomasipala be-B1	Oomasipala be-B2
I-Drakenstein	I-Breede Valley
I-George	I-Knysna
I-Mossel Bay	I-Oudtshoorn
I-Stellenbosch	I-Overstrand
	I-Saldanha Bay

INkxaso-mali yoBuyiselo kuMasipala

Injongo yeNkxaso-mali yoBuyiselo kuMasipala waseNtshona Kapa (i-MRF) kukongeza utyalo-mali loomasipala kwiinkonzo zamathala eencwadi kunye nokugcina unikezelo lobungcali nophuhliso lweenkonzo ezinjalo koomasipala be-B3 abalishumi elinesihlanu baseNtshona Kapa. Kunyaka-mali wama-2019/20 ama-R76,447,000 afunyanwa kwi-Ofisi kaNondyabo wePhondo. Kule mali ama-R73,644,000 adluliselwa koomasipala abali-15. Iyonke ngama-96.3% ohlalo lwabiwo-mali achityiweyo.

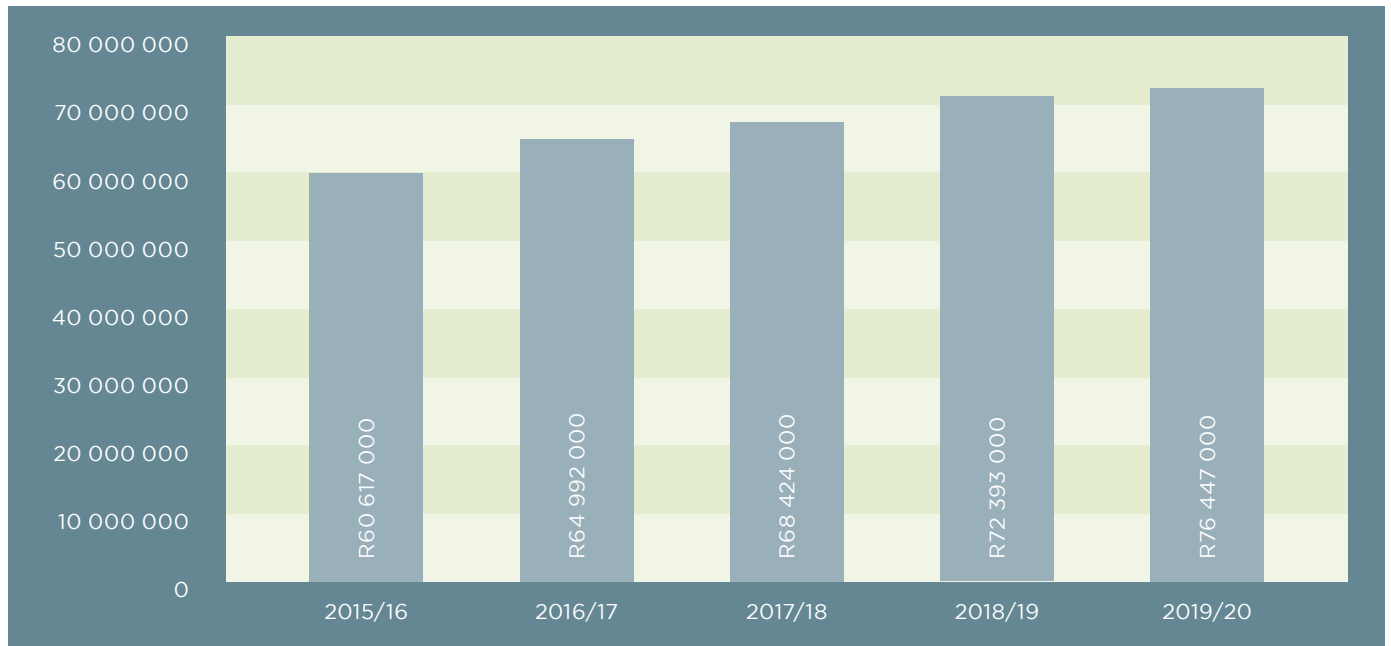
Uhlalo lwabiwo-mali (lwama-2019/20)

Uhlalo lwabiwo-mali	R76 447 000
Udluliselo koomasipala abali-15	R73 644 000
Ulawulo lwesibonelelo (iindleko zokusebenza: abasebenzi, impahla neenkono)	R2 803 000

Imisebenzi efumene inkxaso-mali kwi-MRF (lwama-2019/20)

Oomasipala be-B3	15
Inani loomasipala abafumana iintlawulo zodluliselo	15
Abasebenzi bethala leencwadi abavuzwe ngenkxaso-mali yobuyiselo	240
Ukubeka iliso kutyelelo	46

Uhlahlo lwabiwo-mali lweNkxaso-mali yoBuyiselo kuMasipala kowama-2015/16 ukuya kowama-2019/20



Oomasipala abadweliswe apha ngezantsi bahlelwa njengoomasipala be-B3 eNtshona Kapa kwaye bayaxhamla kwiNkxaso-mali kaMasipala yoBuyiselo:

Oomasipala be-B3		
I-Beaufort West	I-Hessequa	I-Prince Albert
I-Bergrivier	I-Kannaland	I-Swartland
I-Bitou	I-Laingsburg	I-Swellendam
I-Cape Agulhas	I-Langeberg	I-Theewaterskloof
I-Cederberg	I-Matzikama	I-Witzenberg

Uqhagamshelwano lwe-intanethi kumathala eencwadi zasemaphandleni

Imali engama-R7,252,000 iyonke yachithwa kwiziseko zophuhliso ze-ICT kunyaka ophantsi kohlolo, nalapho inkxaso-mali yanikezelwa kulwabiwo lweBroadband kwisabelo esilinganayo sohlahlo-lwabiwo mali lweNkonzo yeThala leeNcwadi.

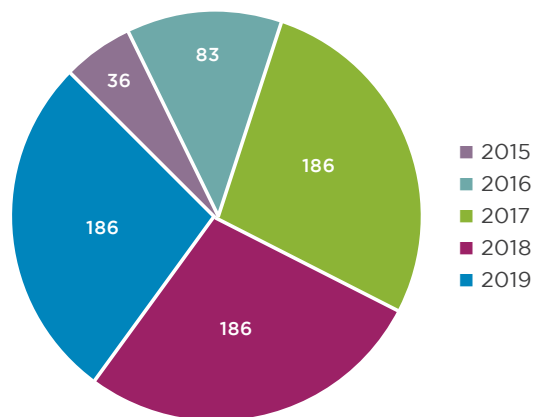
Inkcitho kwiziseko zophuhliso lwe-ICT kumathala eencwadi kowama-2015/16 ukuya kowama-2019/20

2015/16	R5 319 000
2016/17	R6 167 000
2017/18	R6 491 000
2018/19	R7 152 000
2019/20	R7 252 000

Uqhagamshelwano lweBroadband

Uqhagamshelwano lwe-intanethi lwe-186 (ama-69.4%) lweendawo zenkonzo yamathala eencwadi ezisemaphandleni ziye zafuduselwa kwibroadband ekupheleni konyaka wama-2018 kwaye oko kwaqalwa iprojekthi ngowama-2015.

Lilonke inani leendawo zeenkono zamathala eencwadi ezifudukele kwi-Broadband (kowama-2015/16 ukuya kowama-2019/20)



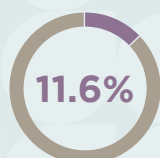
Isibonelelo seThala leencwadi leMetro

Isibonelelo seThala leeNcwadi leMetro yingxowa-mali entsha yoRhulumente weNtshona Kapa enjongo yayo ikukuxhasa inkcitho yeSixeko saseKapa kwiziseko zethala leencwadi. Ngowama-2019/20 isibonelelo sifike kuma-R10,000,000 kwaye isixa esipheleleyo sidluliswe.

ISISHWANKATHELO SEENKCUKACHA-MANANI

	2018	2019
Abemi beNtshona Kapa	6 844 272	7 005 741
Amathala eencwadi oluntu eNtshona Kapa	375	378
Abasebenzisi bamathala eencwadi ababhalisiweyo	843 876	813 012
Lilonke inani lezixhobo zethala leencwadi ezijikelezisiweyo	14 349 589	13 202 237
Ujikeleziso lwezixhobo ezimanyelwayo nezibonwayo	504 431	397 225
Izixhobo zethala leencwadi ezikwisitokhwe sephondo	6 012 420	5 840 969
Ukutyelwa kwamathala eencwadi ngabasebenzi bephondo	1 503	1 495
Izixhobo ezitsha zethala leencwadi ezinikezelweyo	177 324	87 525
Iinkqubo zoqeqesho kumathala eencwadi	33	28
Imirhumo yamaphepha-ncwadi	2 626	2 688
Oomasipala abancediweyo	25	25
Iingingqi	15	15
Iiprojekti zokwazisa	11	11
Izixhobo zethala leencwadi ezithengiweyo (iincwadi nezixhobo ezimanyelwayo nezibonwayo)	135 327	174 467

AMAGQABANTSHINTSHI NGENKONZO YETHALA LEENCWADI YENTSHONA KOLONI 2018/19



Abasebenzisi bethala leencwadi ababhalisiweyo bangama-**813,012**

378

Iindawo zeenkono ezingama-**378** ezifumene inkxaso yobungcali eqhubekayo



Angama-**227** amathala eencwadi abonelele ngofikelelo lwasimahla lwe-intanethi kubasebenzisi bawo

4

Kumiselwe iindawo ezi-**4** zenkonzo yamathala eencwadi amatsha



Ngama-**R368,512,150** achithwe kubasebenzi bethala leencwadi, uphuculo namaziko amathala eencwadi amatsha

5,840,969

Zingama-**5,840,969** izixhobo zethala leencwadi kwisitokhwe

2,688

Angama-**2,688** amaphepha-ncwadi namaphepha-ndaba abhaliselwe egameni lamathala eencwadi oluntu asemaphandleni



Izixhobo zethala leencwadi ezijikelezisiweyo zingama-**13,202,237**

174,467

Kuthengiwe izixhobo ezitsha zethala leencwadi ezili-**174,467**: iincwadi kunye nezixhobo ezimanyelwayo nezibonwayo



2. BLAAUWBERG

LIBRARY		CONTROL AREA: METROPOLE										PERIOD: JANUARY TO DECEMBER 2019								
		MEMBERSHIP				BOOK CIRCULATION						TOTAL	Gate counts	CIRCULATION OF AUDIOVISUAL MATERIAL				Circulation of ICT computers		
		Adults	Children	ICT only	Total	Afrikaans	English	isiXhosa	Non-fiction	Afrikaans	English			isiXhosa	Non-fiction	Periodicals	CDs		Videos	DVDs
Avondale	865	667	0	1532	11269	3464	3	1459	2347	6770	12	456	696	73251	8	0	943	0	0	0
Bloubergstrand	698	223	0	921	4797	13457	0	2776	3239	10109	19	1121	819	24791	106	5	416	3	0	0
Brooklyn	958	226	0	1184	2303	10457	12	3319	965	6073	429	866	1100	85425	76	9	2824	10	0	0
Dunoon	978	565	0	1543	189	874	431	1553	437	6361	1892	1186	7	63938	123	0	1100	0	0	0
Koebeg	1625	606	0	2231	12581	21759	0	4409	9338	16415	47	2536	1160	58423	35	46	711	101	0	0
Mamre	1128	591	0	1719	14352	3038	0	3042	5321	5041	20	1263	1347	81872	144	38	3062	5	0	0
Milnerton	3897	894	0	4791	6914	74372	36	27396	5055	46428	147	6546	3463	101029	414	6	3255	483	0	0
Table View	5234	1505	0	6739	11964	65910	28	16462	7495	42223	4454	6541	1485	82577	215	51	7064	398	0	0
Wesfleur	2968	2141	0	5109	40409	12359	36	6285	14266	12885	136	1381	2733	166347	349	26	2424	2	0	0
Total	18351	7418	0	25769	104778	205690	546	66701	48463	152305	7156	21896	12810	737653	1470	181	21799	1002	0	0

3. CAPE TOWN

CONTROL AREA: METROPOLE										PERIOD: JANUARY TO DECEMBER 2019												
LIBRARY	MEMBERSHIP				BOOK CIRCULATION						TOTAL	Gate counts	CIRCULATION OF AUDIOVISUAL MATERIAL									
	Total book circulation	Adults	Children	ICT only	Total	ADULTS			CHILDREN				CDs	Videos	DVDs	Audiobooks	Cassettes					
						Afrikaans	English	isiXhosa	Non-fiction	Afrikaans								English	isiXhosa	Non-fiction	Periodicals	
Alhione	93521	2859	1260	0	4119	6749	27599	73	8813	3241	22929	36	3540	738	73718	254156	617	109	4705	11	4	0
Bridgetown	30799	878	650	0	1528	2230	7781	0	2478	1250	9526	12	1420	407	25104	30223	109	48	1169	8	0	0
Brown's Farm	30137	1305	969	0	2274	88	2016	777	3724	1057	6426	3003	991	507	18589	160748	39	5	159	0	2	0
Camps Bay	42764	860	443	0	1303	13973	9520	6	2597	1656	2119	153	5003	878	54905	29237	90	75	2921	81	1	0
Central	193911	10489	1278	0	11767	5438	45492	703	44855	2282	20078	310	3779	3461	126398	568011	4420	97	10658	1821	187	0
Claremont	237474	4091	1526	0	5617	2639	66646	55	18311	4635	75652	401	9839	1372	179550	139983	966	179	1784	842	27	0
Crossroads	24716	1106	969	0	2075	61	1864	226	3147	118	2595	763	388	115	9277	116840	19	7	112	34	0	0
Guguletu	18827	1339	487	0	1826	364	1912	285	1855	304	3548	982	1029	264	10523	100567	118	4	473	2	1	0
Hanover Park	43126	1429	1070	0	2499	4405	7631	1	2976	3740	10769	22	1892	2381	33817	1386004	60	16	3390	0	1	0
Heideveld	32945	1875	701	0	2576	3138	8055	5	2276	1198	7421	28	969	802	23892	62142	261	19	1947	0	4	0
Kensington	42297	1236	936	0	2172	2438	9138	7	3520	2459	14849	35	2370	992	35808	69082	192	6	2089	3	7	0
Kloofstraat	30476	910	233	0	1143	1319	9127	6	5205	2601	10382	107	2173	126	31046	29990	127	4	464	7	5	0
Langa	7618	812	440	0	1252	94	978	104	1114	115	1404	252	121	495	4677	115107	71	3	201	8	0	0
Lansdowne	38959	2599	1142	0	3741	1123	14853	42	5209	3208	27895	25	3978	1239	57572	56132	133	50	1851	15	1	0
Lentegeur	71164	2219	1876	0	4095	10976	13618	6	5106	4130	24265	23	2087	3984	64195	115170	311	12	3708	0	0	0
Maitland	13231	406	163	0	569	771	2818	5	1208	269	2493	16	529	908	9017	29136	88	9	858	6	7	0
Manenberg	39220	1220	982	0	2202	4878	5983	16	2480	2479	7787	24	1222	513	25382	125451	26	11	2481	0	0	0
Mitchell's Plain Town Centre	93483	3638	2287	0	5925	11325	23424	25	8505	3896	15893	48	2157	2556	67829	161066	386	22	2683	10	2	0
Movbray	25605	626	135	0	761	875	11368	72	2537	366	4649	68	557	671	21163	60281	150	12	852	2	8	0
Nyanga	10831	851	318	0	1169	28	728	336	1284	93	1246	472	305	174	4666	82050	51	6	181	0	0	0
Observatory	17774	626	178	0	804	280	5789	19	2261	382	5322	229	580	639	15501	37608	55	33	1318	11	0	0
Philippi East	26664	1279	709	0	1988	192	1610	702	2246	507	4398	2207	965	76	12903	129635	71	16	222	0	0	0
Pinelands	138483	2969	1194	0	4163	2467	49938	104	11815	4889	54518	159	6460	1065	131415	116750	391	167	5201	382	22	0
Rocklands	48883	1482	922	0	2404	6950	9679	7	3599	1652	10744	22	1333	906	34892	145856	46	10	6092	0	1	0
Rondebosch	137069	2095	833	0	2928	397	10900	5	4000	1136	17919	120	2406	2088	38971	38977	345	23	999	517	8	0

3. CAPE TOWN (continued)

CONTROL AREA: METROPOLE		PERIOD: JANUARY TO DECEMBER 2019																		
LIBRARY	Total book circulation	MEMBERSHIP				BOOK CIRCULATION						TOTAL	Gate counts	CIRCULATION OF AUDIOVISUAL MATERIAL					Circulation of ICT computers	
		Adults	Children	ICT only	Total	ADULTS			CHILDREN					CDs	Videos	DVDs	Audiobooks	Cassettes		
						Afrikaans	English	isiXhosa	Non-fiction	Afrikaans	English									isiXhosa
Rylands	90113	2288	1278	0	3566	3786	28739	16	7677	3474	32386	33	4465	921	73	26	1865	4	2	0
Sea Point	80126	2055	439	0	2494	1299	34838	58	9392	1112	16908	151	1755	1379	124	395	4003	170	11	0
Strandfontein	48324	1594	983	0	2577	3777	13185	2	4340	2008	13625	15	1783	620	98	59	1930	0	12	0
Tafelsig	45104	1387	1067	0	2454	7304	6759	3	3097	2608	11005	24	1631	1715	104	17	2155	0	7	0
Vredehoek	35814	709	273	0	982	725	11097	4	3638	3883	12005	21	1576	435	136	1	835	39	10	0
Weltevreden	29010	2170	594	0	2764	54	2495	471	1782	810	7872	2916	822	937	73	5	469	0	0	0
Westridge	73617	2239	1366	0	3605	5391	24057	7	6094	2853	18782	19	3167	3590	204	45	2066	9	3	0
Woodstock	26181	665	335	0	1000	719	7184	14	2335	534	5755	22	928	641	172	37	1656	1	4	0
Total	1918266	62306	28036	0	90342	106253	476821	4142	189476	64945	502165	12718	72220	37595	10126	1528	71507	3783	337	0

4. FALSE BAY

CONTROL AREA: METROPOLE										PERIOD: JANUARY TO DECEMBER 2019										
LIBRARY	MEMBERSHIP				BOOK CIRCULATION						TOTAL	Gate counts	CIRCULATION OF AUDIOVISUAL MATERIAL							
	MEMBERSHIP				ADULTS			CHILDREN					Periodicals	CDs	Videos	DVDs	Audiobooks	Cassettes		
	Adults	Children	ICT only	Total	Afrikaans	English	isiXhosa	Non-fiction	Afrikaans	English									isiXhosa	Non-fiction
Total book circulation	Adults	Children	ICT only	Total	Afrikaans	English	isiXhosa	Non-fiction	Afrikaans	English	isiXhosa	Non-fiction	Periodicals	CDs	Videos	DVDs	Audiobooks	Cassettes	Circulation of ICT computers	
Brackenfell	590413	7612	2444	0	10056	219405	147888	112	42000	74210	60612	209	19477	8659	10000	32	8656	961	72	0
Eerste River	56011	2710	1733	0	4443	24619	8431	134	6049	10018	16150	761	4265	1322	229	7	1334	0	0	0
Ellendal	64519	2078	674	0	2752	17275	8364	429	4916	4148	7418	953	1643	1138	186	27	1065	1	0	0
Gordons Bay	90720	1709	436	0	2145	23763	36272	36	6838	10585	15198	24	2864	2300	137	2	2926	24	5	0
Hector Peterson (Lwandle)	9528	963	460	0	1423	410	872	235	1825	553	3011	2229	516	83	46	4	402	0	0	0
Kraaifontein	121811	3184	961	0	4145	53663	36473	131	9877	16178	24084	24	5228	3471	319	62	4278	6	1	0
Kuils River	165429	3628	1476	0	5104	42017	32007	10	9271	13042	31098	93	4375	1326	517	7	2592	13	4	0
Macassar	40699	1297	807	0	2104	19175	4003	17	2000	7234	4720	80	1298	498	75	16	1938	0	0	0
Melton Rose	76509	1966	1352	0	3318	30257	10976	10	5097	10111	13449	94	2329	1736	53	11	1036	2	0	0
PD Paulee	22731	946	699	0	1645	10037	6129	23	1813	2958	7110	224	666	551	55	2	1457	0	0	0
Scottsdale	24046	1067	712	0	1779	10930	3683	24	2163	6388	7118	200	1536	798	137	0	2706	0	2	0
Sir Lowry's Pass	16525	401	402	0	803	5296	955	55	1011	4378	2796	217	379	1021	74	4	849	1	0	0
Somersat West	449189	7442	2260	0	9702	60458	131213	94	44462	55878	86917	429	21836	6981	2412	59	9517	3664	107	0
Strand	276714	4354	1133	0	5487	102312	61330	52	21364	30718	27397	16	11224	4955	557	36	10339	347	14	0
Suidler Strand	43535	1174	643	0	1817	13364	8675	11	3236	5549	6470	12	1454	1047	40	34	1013	15	2	0
Total	15	2048379	40531	16192	0	56723	632981	497271	1373	161942	251948	315528	5565	35886	5837	303	50108	5034	207	0
Jan Kriel		2620	241	482	0	723	655	278	0	321	328	458	0	0	0	0	0	0	0	0
Depots	1	2620	241	482	0	723	655	278	0	321	328	458	0	0	0	0	0	0	0	0
Grand total	16	2050989	40772	16674	0	57446	633636	497549	1373	162263	252276	313986	5565	35886	5837	303	50108	5034	207	0

5. GEORGE

CONTROL AREA: EDEN AND CENTRAL KAROO												PERIOD: JANUARY TO DECEMBER 2019													
LIBRARY	Total book circulation	MEMBERSHIP				BOOK CIRCULATION						TOTAL	Gate counts	CIRCULATION OF AUDIOVISUAL MATERIAL					Circulation of ICT Computers						
		Adults	Children	ICT only	Total	ADULTS			CHILDREN					CDs	Videos	DVDs	Audiobooks	Cassettes							
						Afrikaans	English	isiXhosa	Non-fiction	Afrikaans	English									isiXhosa	Non-fiction	Periodicals			
George Municipality																									
Blanco	17417	690	705	27	1422	7192	886	0	511	3234	764	10	197	453	13247	27707	0	0	86	0	0	0	0	0	2847
Conville	38694	1724	2754	33	4511	17752	1080	10	1245	5797	1923	94	428	331	28660	51806	3	0	78	0	0	0	0	0	4612
George	268001	28162	7775	133	36070	88770	67731	9	23450	25793	27586	57	8798	8186	250380	162378	987	0	592	112	0	0	0	0	19112
Pacaltsdorp	20150	839	1430	10	2279	8934	1158	1	650	3595	2013	9	456	484	17300	36920	7	0	23	0	0	0	0	0	3667
Thembaletu	6363	768	1448	121	2337	394	388	270	528	278	992	714	176	86	3826	30969	0	0	3	0	0	0	0	0	1162
Touwsrivier	7571	760	907	0	1667	2101	208	0	158	2179	1095	3	52	76	5872	0	0	0	16	0	0	0	0	0	217
Waboomsraal	2376	90	170	1	261	233	0	0	3	1559	306	0	61	137	2299	12765	0	0	0	0	0	0	0	0	42
Knysna Municipality																									
Brackenhill	4848	138	122	0	260	2118	63	0	684	1679	99	0	237	0	4880	5844	0	0	14	0	0	0	0	0	0
Fairview	401	0	0	0	0	141	18	0	29	368	50	0	61	0	667	0	0	0	0	0	0	0	0	0	0
Homelee	29240	2145	1937	2	4084	20246	1238	0	711	5681	1372	2	1365	1011	31626	26594	1	0	3	0	0	0	0	0	911
Kararara	5701	265	97	0	362	3637	234	0	265	471	52	2	75	642	5378	31195	3	0	43	0	0	0	0	0	518
Khayalethu	9106	512	1195	0	1707	2344	1034	500	838	1681	2541	3865	918	216	13937	0	1	0	0	0	0	0	0	0	201
Knysna	76873	5801	4326	537	10664	19333	33402	26	9009	4518	12550	129	2110	1714	82771	0	72	6	681	179	0	0	0	0	4350
Leisure Isie	9352	411	65	0	476	231	4909	0	1243	119	826	0	103	287	7718	0	15	0	73	42	0	0	0	0	763
Masifunde	12292	567	1244	0	1811	1297	399	193	499	4054	1763	1605	577	198	10585	73159	3	0	0	0	0	0	0	0	504
Rheemndal	10618	586	799	1353	2738	4341	460	0	341	2920	288	12	30	358	8730	0	0	0	19	0	0	0	0	0	102
Rudolf Baile Memorial	9866	367	1027	0	1394	4532	263	53	452	2721	775	167	146	182	9291	5626	0	0	0	0	0	0	0	0	91
Seegriefeld	53023	3022	737	0	3759	12472	27290	0	5789	3531	3482	9	472	1948	54983	39632	30	0	169	20	3	0	0	0	421
Smutsville	2736	522	354	1	877	1294	93	6	19	749	204	8	26	139	2538	26704	0	0	3	0	0	0	0	0	35

5. GEORGE (continued)

CONTROL AREA: EDEN AND CENTRAL KAROO										PERIOD: JANUARY TO DECEMBER 2019												
LIBRARY	Total book circulation	MEMBERSHIP				BOOK CIRCULATION						TOTAL	Gate counts	CIRCULATION OF AUDIOVISUAL MATERIAL					Circulation of ICT Computers			
		Adults	Children	ICT only	Total	ADULTS			CHILDREN					CDs	Videos	DVDs	Audiobooks	Cassettes				
						Afrikaans	English	isiXhosa	Non-fiction	Afrikaans	English									isiXhosa	Non-fiction	Periodicals
Bitou Municipality																						
Green Valley	5421	197	326	137	660	2147	286	4	144	1716	346	6	89	86	4824	17242	0	0	240	0	0	3237
Kranshoek	20205	860	1101	120	2081	8984	1429	3	822	3956	1052	26	446	896	17614	17807	9	1	304	0	0	1107
Kurland	12770	608	425	627	1660	6208	762	143	416	2876	1264	665	197	806	13337	20880	3	0	165	0	0	1254
KwaNokuthula	5254	1548	1463	232	3243	116	157	111	192	515	1103	952	87	69	3302	16221	3	0	0	0	0	3632
New Horizons	16455	1089	789	421	2299	12876	3036	125	956	4617	1953	146	218	235	24162	59536	19	0	146	0	0	16921
Plattensbergbaai	64332	4335	1571	989	6895	9272	34402	31	6669	1875	7887	17	713	1773	62639	58848	19	0	372	0	0	7910
Total	709065	56006	32767	4744	93517	236965	180926	1485	55623	86482	72246	8498	18038	20313	680576	721833	1175	7	3030	353	3	73316
Bergplaas	709	19	18	0	37	232	147	0	164	329	84	11	27	146	1140	0	0	0	0	0	0	6
Buffelsnek	4378	0	0	0	0	0	0	0	0	0	0	0	0	0	0	0	0	0	0	0	0	0
Hoekwil	2338	80	0	0	80	1825	1205	0	0	0	0	0	0	0	3030	0	0	0	0	0	0	0
Depots	3	99	18	0	117	2057	1352	0	164	329	84	11	27	146	4170	0	0	0	0	0	0	6
Grand total	28	56105	32785	4744	93634	239022	182278	1485	55787	86811	72350	8509	18065	20459	684746	721833	1175	7	3030	353	3	73322

6. HERMANUS

CONTROL AREA: CAPE WINELANDS AND OVERBERG										PERIOD: JANUARY TO DECEMBER 2019											
LIBRARY	Total book circulation	MEMBERSHIP				BOOK CIRCULATION						TOTAL	Gate counts	CIRCULATION OF AUDIOVISUAL MATERIAL					Circulation of ICT Computers		
		Adults	Children	ICT only	Total	ADULTS			CHILDREN					CDs	Videos	DVDs	Audiobooks	Cassettes			
						Afrikaans	English	isiXhosa	Non-fiction	Afrikaans	English									isiXhosa	Non-fiction
Overstrand Municipality																					
Gansbaai	93888	1882	188	25	1895	54556	21161	122	6428	5779	2305	569	2410	4318	4786	62	0	274	0	36	4121
Hangklip	24904	842	107	20	969	8629	9238	0	1357	980	1096	0	280	1243	0	1	0	163	0	0	977
Hawston	16371	897	1206	35	2138	13321	1057	0	808	705	2858	0	585	451	2908	12	0	115	0	6	329
Hermanus	239337	6789	607	43	7439	53856	104146	0	24015	17830	18061	0	3277	12963	0	742	7	1242	38	249	588
Kleinmond	119787	2247	527	153	2927	39921	35350	11	11607	7587	6188	401	2209	5660	82238	155	1	1800	0	154	10360
Mount Pleasant	36776	376	472	13	861	12487	3259	0	1995	8372	6809	5	2381	832	16041	0	0	54	0	4	2586
Stanford	22201	489	284	0	773	11966	4704	0	788	2137	990	42	203	1522	23591	4	2	143	0	4	132
Zwellihle*	936																				0
Buffelsjags Bay Mini Library	4900	67	53	0	120	1034	525	136	320	1291	450	0	153	367	0	0	0	0	0	0	0
Eluxolweni Mini Library	1970	98	22	0	120	393	26	81	41	108	36	34	38	194	0	1	0	26	0	0	0
Theewaterskloof Municipality																					
Bereville	1437	356	203	0	559	1656	66	0	202	1303	599	1	19	164	0	0	0	0	0	0	0
Caledon	37596	1039	644	192	1875	21810	4628	0	1266	5974	1276	48	447	854	0	0	0	17	0	0	850
Genaadendal	21039	390	458	86	934	11465	1069	0	1823	2931	1359	0	1448	660	0	2	0	49	6	0	0
Grabouw	23955	718	226	0	944	14993	2162	11	1037	2768	1695	31	441	254	0	0	0	61	0	0	4279
Greyton	20683	428	220	0	648	3316	4713	0	1238	3124	1742	0	269	1073	0	1	0	24	0	97	0
Oosterliglood	7047	134	228	435	797	4006	51	0	231	3072	1048	12	573	733	9300	0	0	0	0	0	1985
Pineview	13470	237	314	0	551	3896	198	0	19	610	358	0	15	62	0	0	0	0	0	0	0
Riversloenderend	17987	310	146	0	456	7565	1423	0	384	2051	379	1	149	658	5384	0	0	0	0	0	1363
Tesselaarsdal	12657	104	114	57	275	7200	1665	0	1789	6564	2292	0	2663	101	0	249	1	1784	0	253	1718
Ukhanyo	17380	290	182	0	472	9634	800	7	477	2006	512	1	150	316	0	0	0	8	0	0	1404
Villiersdorp	28719	634	266	80	980	12264	7056	9	1555	3327	1232	9	328	564	0	2	0	0	0	3	2331
Total	20 763040	18127	6467	1159	25733	294168	203297	377	57380	84829	51285	1154	18038	32989	181248	1231	11	5760	44	806	33223

6. HERMANUS (continued)

CONTROL AREA: CAPE WINELANDS AND OVERBERG		PERIOD: JANUARY TO DECEMBER 2019																							
LIBRARY	Total book circulation	MEMBERSHIP				BOOK CIRCULATION						TOTAL	Gate counts	CIRCULATION OF AUDIOVISUAL MATERIAL					Circulation of ICT computers						
		Adults	Children	ICT only	Total	ADULTS			CHILDREN					CDs	Videos	DVDs	Audiobooks	Cassettes							
						Afrikaans	English	isiXhosa	Non-fiction	Afrikaans	English									isiXhosa	Non-fiction	Periodicals			
Glen Elgin	1410	71	89	0	160	756	1	0	36	186	32	0	0	0	0	0	0	0	0	0	0	0	0		
Heiderström Maksimum	4607	155	0	0	155	2627	2264	809	535	74	0	0	0	0	0	0	0	0	0	0	0	0	0	0	
Heiderström Medium	1869	159	0	0	159	1282	1823	400	377	181	231	120	10	0	0	0	0	0	0	0	0	0	0	0	
Henry Fagan	2121	75	0	0	75	74	0	0	164	188	742	0	880	0	0	0	0	0	0	0	0	0	0	0	
Vyboom	0	0	0	0	0	0	0	0	0	1003	98	0	0	0	0	0	0	0	0	0	0	0	0	0	
Depots	5 10007	460	89	0	549	4739	4088	1209	1112	1632	1103	120	890	0	0	0	0	0	0	0	0	0	0	0	0
Grand total	25 773047	18587	6556	1139	26282	298907	207385	1586	58492	86461	52388	1274	18928	32989	181248	1231	5760	44	806	33223					

*Zweilhe Public Library closed after 2018 and is thus not counted as a library service point.

7. MOSSEL BAY

CONTROL AREA: EDEN AND CENTRAL KAROO										PERIOD: JANUARY TO DECEMBER 2019											
LIBRARY	Total book circulation	MEMBERSHIP				BOOK CIRCULATION						TOTAL	Gate counts	CIRCULATION OF AUDIOVISUAL MATERIAL							
		Adults	Children	ICT only	Total	ADULTS			CHILDREN					CDs	Videos	DVDs	Audiobooks	Cassettes			
						Afrikaans	English	isiXhosa	Non-fiction	Afrikaans	English								isiXhosa	Non-fiction	Periodicals
Hessequa Municipality																					
Albertinia	38370	779	208	15	1002	19215	6404	0	2096	5829	1149	0	968	4181	20454	78	0	767	0	0	914
Brakfontein	6071	5	58	0	63	712	0	0	73	3682	1929	0	587	126	1508	0	0	0	0	0	591
Duivenhofs	20162	603	1256	29	1888	12318	409	0	343	10026	3046	41	340	955	33375	2	0	0	0	0	4257
Gouritsmond	9709	518	146	19	683	3512	2284	0	1073	2032	179	0	98	817	9747	5	0	2270	20	0	233
Heidelberg	44330	978	146	19	1143	16411	7812	0	2023	10098	2110	0	1472	2432	27503	15	0	60	0	0	3503
Melkhoufontein	13570	392	323	57	772	7112	321	0	328	6581	453	3	439	254	28046	0	0	51	0	0	1446
Molenvier	2318	16	43	0	59	678	14	0	15	940	28	0	5	11	587	0	0	0	0	0	0
Protea	16804	629	775	29	1433	7983	111	0	355	9273	1581	1	241	670	38992	2	0	107	0	0	1959
Riversdal	84674	3054	914	63	4031	43368	9742	10	5179	14356	4697	32	1266	2743	64760	55	11	384	0	0	2305
Slangrivier	11377	466	548	6	1020	7308	187	0	423	5213	947	1	201	293	38280	1	0	46	0	0	1949
Shil Bay	88587	2804	220	1	3025	36529	32184	0	7834	6626	2184	0	1522	4151	33703	52	0	122	2	0	276
Vermaaklikheid	11589	31	57	0	88	1759	7	0	202	5807	4066	0	1391	262	1919	17	0	85	0	0	0
Vondeling	14272	55	92	0	147	214	22	0	114	5982	3682	0	938	343	843	0	0	0	0	0	0
Mossel Bay Municipality																					
Brandvlag	6298	67	35	44	146	546	18	0	8	226	75	0	12	21	906	0	0	0	0	0	1250
Busplaas	1844	25	10	0	35	1279	8	0	78	378	8	0	43	123	1917	0	0	0	0	0	0
D'Almeida	16383	1296	819	1572	3887	6754	932	24	542	3013	1920	24	239	446	75217	38	0	146	0	0	7837
Denneprag	4498	0	0	0	0	353	0	0	0	372	24	0	0	14	763	0	0	0	0	0	0
Ellen van Rensburg	87435	2280	388	3	2671	41435	22717	0	6624	8236	3937	0	1519	5859	54262	50	0	95	0	0	9
Friemersheim	5190	125	133	39	297	2341	132	0	57	1071	388	1	64	173	15575	0	0	0	0	0	460
Greenhaven	9505	689	688	170	1547	4632	128	0	209	2371	397	5	148	501	12289	0	0	0	0	0	545
Hartebos	93077	4812	532	17	5361	56882	15076	0	4091	8054	1827	0	1069	4412	39743	64	0	50	36	0	445
Herbertsdale	8520	174	62	18	254	6644	379	0	364	1166	132	5	180	251	15556	0	0	0	0	0	234
Jonkersberg	504	11	8	0	19	291	4	0	34	526	72	0	60	133	1070	0	0	17	0	0	204

7. MOSSEL BAY (continued)

CONTROL AREA: EDEN AND CENTRAL KAROO		PERIOD: JANUARY TO DECEMBER 2019																				
LIBRARY	Total book circulation	MEMBERSHIP				BOOK CIRCULATION						TOTAL	Gate counts	CIRCULATION OF AUDIOVISUAL MATERIAL					Circulation of ICT computers			
		Adults	Children	ICT only	Total	Afrikaans	English	isiXhosa	Non-fiction	Afrikaans	English			isiXhosa	Non-fiction	Periodicals	CDs	Videos		DVDs	Audiobooks	Cassettes
KwaNomaqaba	21893	3004	1087	462	4553	9172	11544	85	1041	2488	2079	768	572	246	17995	60846	10	0	40	0	0	5465
Mossel Bay	122134	9658	2152	273	12083	57426	27892	65	8456	10876	8962	29	2142	2637	118485	48832	59	0	73	0	1	5208
Sonskyn Vallei	679	114	138	3	255	695	130	0	29	448	30	0	110	16	1458	235	0	0	0	0	0	75
Toekoms	1494	43	37	0	80	790	0	0	0	665	21	0	0	318	1794	0	0	0	0	0	0	0
Ruitersbos	471	19	53	0	72	153	1	0	11	700	25	0	7	2	899	0	0	0	0	0	0	105
Total	28	32647	10928	2839	46414	346512	128458	184	41602	127035	45898	910	15633	32390	758622	623342	448	11	4313	59	1	39300

8. OUDTSHOORN

CONTROL AREA: EDEN AND CENTRAL KAROO										PERIOD: JANUARY TO DECEMBER 2019											
LIBRARY	Total book circulation	MEMBERSHIP				BOOK CIRCULATION						TOTAL	Gate counts	CIRCULATION OF AUDIOVISUAL MATERIAL				Circulation of ICT Computers			
		Adults	Children	ICT only	Total	Afrikaans	English	isiXhosa	Non-fiction	Afrikaans	English			isiXhosa	Non-fiction	Periodicals	CDs		Videos	DVDs	Audiobooks
Kannaland Municipality																					
Calitzdorp	8786	397	151	0	548	6404	1381	0	532	1310	411	3	226	157	28	0	0	0	0	0	786
Ladismith	40123	2179	1308	55	3542	21073	5142	0	3167	7042	2467	0	980	630	46	0	322	0	0	0	1624
Vanwyksdorp	1076	69	37	0	106	719	61	0	85	448	80	0	29	30	0	0	0	0	0	0	0
Zoar	14432	216	173	28	417	5199	156	0	538	4060	676	0	351	1034	0	0	0	119	0	0	3162
Oudtshoorn Municipality																					
Bongelsthu	11393	361	728	39	1128	5245	438	49	268	2724	1500	741	228	217	0	0	9	0	0	0	3388
Bredtton	25547	724	950	8	1682	14030	757	0	699	7000	2442	23	363	207	37185	0	0	0	0	0	4370
C.J.Langenhoven	152828	7117	4232	82	11431	60338	31394	42	10262	22066	11856	9	4171	5230	84467	137	0	304	40	0	12049
De Rust	8577	530	254	44	828	3740	1474	0	349	1777	397	0	159	219	19474	0	0	28	0	0	1461
Dysselsdorp	16125	401	469	25	895	8002	310	0	390	3245	702	0	314	297	30568	2	0	4	0	0	1275
Voimoed	1639	46	63	0	109	982	101	0	41	874	171	0	36	100	1519	0	0	0	0	0	0
George Municipality																					
Avontuur	3260	95	163	3	261	212	7	0	10	800	166	0	8	141	0	0	0	0	0	0	62
Haarlem	8064	613	502	12	1127	2481	187	0	115	1288	234	1	63	214	8029	0	0	0	0	0	333
Noil	6632	25	20	0	45	645	45	0	93	1065	159	0	75	53	4978	0	0	0	0	0	32
Uniondale	20825	679	304	2	985	11131	1513	0	639	1418	286	0	82	899	9100	8	0	46	0	0	152
Total	14	13452	9354	288	23104	140201	42966	91	17208	55117	21547	777	7085	9428	220036	221	0	832	40	0	28694

9. SALDANHA

CONTROL AREA: WEST COAST										PERIOD: JANUARY TO DECEMBER 2019											
LIBRARY	Total book circulation	MEMBERSHIP				BOOK CIRCULATION						TOTAL	Gate counts	CIRCULATION OF AUDIOVISUAL MATERIAL							
		Adults	Children	ICT only	Total	ADULTS			CHILDREN					CDs	Videos	DVDs	Audiobooks	Cassettes			
						Afrikaans	English	isiXhosa	Non-fiction	Afrikaans	English								isiXhosa	Non-fiction	Periodicals
Bergivier Municipality																					
Aurora	4913	208	119	3	330	4270	465	0	202	1226	85	0	68	431	0	2	0	9	0	0	124
Bettie Julius	11950	457	535	52	1044	5569	511	0	257	5298	782	0	168	189	32029	0	0	5	0	0	1455
Dwarskarsbos	7544	110	13	0	123	6913	832	0	512	191	41	0	18	483	0	0	0	0	0	0	34
Eendekuil	5971	129	146	0	275	2723	92	0	113	1850	200	0	51	116	0	0	0	0	0	0	124
Goederewacht	11428	272	171	0	443	6649	243	4	196	1086	516	0	75	181	0	0	0	2	0	0	0
LB Wiernich	26042	690	1068	120	1878	12953	664	0	330	5505	2172	1	287	12	17906	0	0	3	0	0	411
Noordhoek	17661	402	395	15	812	8103	499	35	407	3071	712	54	141	177	13199	23305	0	12	0	0	0
Piketberg	44557	1215	720	22	1957	23916	3545	0	1725	9616	3269	0	928	855	0	17	8	58	0	0	36
Porterville	32682	1081	663	55	1799	17456	4594	0	936	4060	1022	0	463	920	34788	0	0	27	0	0	766
Redelinghuys	4855	194	162	4	360	1534	87	0	43	937	375	0	111	267	0	0	0	3	0	0	0
Veidarf	55348	1888	483	0	2371	29983	13559	1	3332	2591	1192	15	348	2099	29779	45	0	189	0	0	1021
Berghoff Mini Library	2822	57	56	0	113	518	2	0	17	1734	250	0	114	43	0	1	0	0	0	0	232
Wittewater Mini Library	22732	952	606	36	1594	7732	1087	0	815	2670	1095	0	1096	659	0	0	0	1	0	0	347
Versveld Mini Library	11872	149	282	0	431	3658	3	0	604	3755	1315	0	1230	378	10943	0	0	0	0	0	0
Saldanha Bay Municipality																					
Diazville	27197	0	0	0	0	0	0	0	0	0	0	0	0	0	0	0	0	0	0	0	0
Harold Krurn	5770	182	319	0	501	1406	104	0	134	1858	818	0	210	243	13153	0	0	0	0	0	115
Hopefield	37323	1290	1210	57	2557	11980	2731	0	2262	8549	2791	0	1501	939	45232	73	0	56	0	0	4967
Langville	7772	438	687	69	1194	2996	122	23	264	2297	892	156	147	189	7086	33531	2	21	0	0	3167
Langebaan	45836	2089	666	87	2842	20197	12527	0	2301	3385	3208	1	1167	1782	44568	41041	13	0	129	0	1051
Paternoster	4057	546	416	20	982	3209	294	0	144	1072	201	0	218	120	5258	18669	0	0	11	0	226
Saldanha	39227	1778	1103	1048	3929	24506	7891	118	2751	4228	2656	221	1057	2616	46044	79500	71	0	127	0	7289
St. Helenabaai	19214	709	133	24	866	12893	4134	0	839	1998	723	18	474	426	21505	14079	0	0	0	0	965
Vredenburg	65040	2764	2472	279	5515	34223	7653	91	2099	9905	4788	107	864	1233	60963	106522	10	146	0	0	5427

9. SALDANHA (continued)

CONTROL AREA: WEST COAST												PERIOD: JANUARY TO DECEMBER 2019										
LIBRARY	Total book circulation	MEMBERSHIP				BOOK CIRCULATION						TOTAL	Gate counts	CIRCULATION OF AUDIOVISUAL MATERIAL					Circulation of ICT Computers			
		Adults	Children	ICT only	Total	ADULTS			CHILDREN					CDs	Videos	DVDs	Audiobooks	Cassettes				
						Afrikaans	English	isiXhosa	Non-fiction	Afrikaans	English									isiXhosa	Non-fiction	Periodicals
Swartland Municipality																						
Abbotsdale	19835	206	213	94	513	4524	357	6	307	6129	1514	112	364	255	13568	55508	0	0	1	0	0	114
Chatsworth	8544	196	112	0	308	1476	452	0	473	2377	2171	12	483	670	8114	21150	0	0	59	0	0	5142
Darling	74644	666	224	0	890	24242	15736	0	5958	3706	1980	0	1493	4211	57326	23157	240	6	238	0	0	1616
Darling-Noord	65000	631	414	0	1045	34549	1408	0	2226	9784	3043	0	562	614	52186	76797	246	3	105	0	0	22806
Malmesbury	118563	2519	747	0	3266	47631	17138	1	4801	16427	7565	23	5281	2856	101723	116177	76	0	451	0	0	7911
Moonrensburg	95038	979	347	113	1439	39081	6411	2	3537	6268	2184	64	16666	3987	78200	86944	816	0	693	0	0	1541
Riebeeck-kasteel	13169	557	291	35	883	6652	1395	0	647	2394	635	0	363	505	12591	13150	0	0	19	0	0	148
Riebeeck-Wes	17760	673	734	72	1479	11993	920	40	786	5051	2123	0	974	241	22128	23908	0	0	44	0	0	1548
Wesbank	44655	1524	533	290	2347	17738	1660	27	1516	8648	3557	175	573	1426	35320	799923	20	0	164	0	0	2770
Goedgedacht Mini Library	0	0	0	0	0	0	0	0	0	0	0	0	0	0	0	0	0	0	0	0	0	0
Total	33 969001	25551	16040	2495	44086	431273	107116	348	40534	137666	53855	959	37495	29123	838369	1706248	1632	17	2573	0	0	71353
Langebaanweg	2962	302	241	0	543	660	82	3	127	450	663	11	224	491	2711	0	0	0	0	0	0	0
Depots	1 2982	302	241	0	543	660	82	3	127	450	663	11	224	491	2711	0	0	0	0	0	0	0
Grand total	34 971983	25853	16281	2495	44629	431833	107198	351	40661	138116	54518	970	37719	29614	841060	1706248	1632	17	2573	0	0	71353

10. SOUTHERN

LIBRARY	CONTROL AREA: METROPOLE										PERIOD: JANUARY TO DECEMBER 2019										
	MEMBERSHIP				BOOK CIRCULATION						TOTAL	Gate counts	CIRCULATION OF AUDIOVISUAL MATERIAL				Circulation of ICT computers				
	Adults	Children	ICT only	Total	Afrikaans	English	isiXhosa	Non-fiction	Afrikaans	English			isiXhosa	Non-fiction	Periodicals	CDs		Videos	DVDs	Audiobooks	Cassettes
Fish Hoek	5702	1088	0	6790	7862	128597	47	39884	6923	73979	63	12264	2376	271995	214595	2501	7	33499	1546	61	0
Grassy Park	2772	1353	0	4125	8367	19457	9	6581	3440	19570	37	3643	1694	62798	83866	177	139	2293	13	5	0
Hangberg	339	316	0	655	1463	1224	0	654	890	2245	2	408	163	7049	32874	18	0	390	0	0	0
Hout Bay	2134	500	0	2634	1076	23301	28	6525	1931	24259	169	2765	509	60563	83256	170	0	3179	168	6	0
Imizamo Yetho	0	0	0	0	0	0	0	0	0	0	0	0	0	0	0	0	0	0	0	0	0
Kommetjie	768	230	0	998	471	13240	8	4842	944	18660	5	2740	1019	41929	35760	142	0	4358	706	41	0
Lotus River	904	809	0	1713	4486	7046	2	1617	1668	8900	39	1019	506	25283	73027	1	3	609	0	0	0
Masiphumele	904	809	0	1713	22	567	175	898	45	1987	281	145	37	4157	159908	41	5	718	0	0	0
Meadowridge	3068	3068	1505	7641	3897	59965	14	15577	5656	91154	128	11008	3084	190483	113806	489	301	5972	1605	13	0
Mobile	1159	3209	0	4368	7741	7999	7	1880	7920	57051	181	5279	1892	89950	97331	2	0	5	0	0	0
Muizenberg	1547	356	0	1903	1098	20927	53	6016	1083	16034	24	2701	1410	49406	58596	353	7	4067	100	3	0
Ocean View	1381	1012	0	2393	5044	6656	0	3286	3601	11545	13	1397	751	32293	71955	133	58	2540	0	7	0
Ottery Reference	573	397	0	970	1826	2944	0	1756	1070	6658	3	808	1577	16642	68261	0	5	3180	0	0	0
Pelican Park	148	331	0	479	3874	4175	0	3844	4575	12010	0	6010	1747	36235	25490	955	0	2107	0	0	0
Plumstead	1514	1514	407	3435	1919	29788	29	7350	1397	17419	76	3317	2569	63864	63124	581	37	2671	221	3	0
Retreat	1884	1139	0	2823	6146	9180	1	3767	3044	13304	9	2821	715	38987	66921	68	7	1308	0	0	0
Simonstown	904	103	0	1007	1350	11953	1	3829	356	3304	19	736	2240	23788	52594	141	44	2670	128	0	0
Southfield	2166	2166	673	5005	3727	28319	16	5190	2024	18455	49	2092	2519	62391	62987	230	62	5142	20	12	0
Total	2688	2688	788	6164	3558	43604	12	10915	3430	41188	96	5411	2385	110599	65976	744	2	3591	1588	22	0
Wynberg	2984	791	0	3775	2902	26451	194	11654	1840	20817	156	3722	1676	69412	82775	4501	151	3917	520	22	0
Total	33339	21879	3373	58591	66829	445393	596	136065	51837	458599	1350	68286	28869	1257824	1513102	11247	828	82216	6615	195	0
Da Gama Park	324	603	0	927	22	21	0	23	20	219	0	25	0	330	0	0	0	0	0	0	0
Silvermine Village	250	0	0	250	22	1234	0	176	0	0	0	0	0	1432	0	0	0	0	0	0	0
Depots	574	603	0	1177	44	1255	0	199	20	219	0	25	0	1762	0	0	0	0	0	0	0
Grand total	33913	22482	3373	59768	66873	448648	596	136264	51857	458818	1350	68311	28869	1259586	1513102	11247	828	82216	6615	195	0

11. STELLENBOSCH

LIBRARY		CONTROL AREA: WEST COAST										PERIOD: JANUARY TO DECEMBER 2019									
		MEMBERSHIP				BOOK CIRCULATION						TOTAL	Gate counts	CIRCULATION OF AUDIOVISUAL MATERIAL				Circulation of ICT Computers			
		Adults	Children	ICT only	Total	Afrikaans	English	isiXhosa	Non-fiction	Afrikaans	English			isiXhosa	Non-fiction	Periodicals	CDs		Videos	DVDs	Audiobooks
Total book circulation																					
Drakenstein Municipality																					
Bergendal	0	48	529	0	577	318	15	0	1	815	359	14	166	2	1690	0	0	0	0	0	
Bergivier	3927	32	115	0	147	160	25	5	48	2598	443	63	208	4	3554	0	0	7	0	87	
Chicago	0	0	0	0	0	0	0	0	0	0	0	0	0	0	0	0	0	0	0	0	
Drakenstein	57158	11945	7502	0	19447	24997	4582	30	3332	7890	5188	23	1085	850	47927	89135	29	4	403	0	9120
Gouda	10678	1128	922	0	2050	5201	711	0	574	4530	1453	17	258	456	13200	115785	11	3	200	0	0
Greenberg	6634	79	200	0	279	965	8	0	137	2934	784	6	102	0	4936	0	0	0	0	0	1850
Groenhauwel	24776	3343	5392	0	8735	5136	594	151	689	2628	1543	294	404	224	11663	58474	7	0	19	0	4613
Herron	7041	153	173	52	378	1160	92	0	194	1623	159	6	77	214	3525	13418	0	0	16	0	465
Klein Drakenstein	10347	120	402	0	522	1006	114	0	48	8561	1784	63	210	87	11873	17316	0	0	0	0	507
Mbeikweni	8193	3800	4458	11	8269	1566	548	160	1141	1987	5922	2659	1499	105	15587	103734	2	0	106	0	3342
Nieuwe Drift Mini Library	23669	40	477	0	517	199	43	0	78	4420	1840	5	521	0	7106	0	0	0	2	3	11
Paarl	240895	21639	7178	272	29089	95810	50757	68	20775	35423	26168	89	7579	6515	243184	246088	552	36	3630	26	5105
Ronwe	8352	54	253	0	307	30	0	0	6	1193	90	1	97	4	1421	0	3	0	0	0	156
Saron	21700	2283	1839	0	4122	8444	971	0	456	4674	1348	49	360	237	16539	190008	5	0	60	0	670
Wellington	8920	348	856	0	1204	2408	61	0	160	4823	857	30	1012	59	9410	69739	8	0	58	0	2298
Wellington Readers	7897	20	332	0	352	122	11	0	22	889	729	131	915	51	2870	0	0	0	0	0	0
Wagmakers Valley	115321	10882	3450	306	14438	51320	20260	33	6755	22109	9911	112	2718	2829	116047	30330	222	38	2228	0	3468
Simondium Mini Library	33142	4672	4734	599	10005	14905	2668	15	2009	7616	3692	119	913	540	32477	106354	29	2	916	0	121
Windmeul Mini Library	9763	120	489	0	619	1446	42	0	112	6779	1876	432	225	11	10923	13467	0	0	0	0	931
Stellenbosch Municipality																					
Cloetesville	30703	3455	1399	0	4854	8997	2192	0	2393	7365	4358	22	1400	555	27282	54634	160	22	3725	1	1625
Franschhoek	23562	1361	563	436	2360	6254	4627	19	2115	2054	1859	92	425	389	17834	23242	93	0	607	41	2161
Groendal	8467	293	486	100	879	8284	619	12	899	4414	2259	141	1490	181	18299	14579	1	0	128	0	1923
Idasvallei / Valley	35753	2632	2013	172	4817	12157	3551	2	1507	12157	5957	35	1753	243	37362	29518	8	0	430	0	0

11. STELLENBOSCH (continued)

LIBRARY		CONTROL AREA: WEST COAST										PERIOD: JANUARY TO DECEMBER 2019												
		MEMBERSHIP				BOOK CIRCULATION						TOTAL	Gate counts	CIRCULATION OF AUDIOVISUAL MATERIAL					Circulation of ICT computers					
		Adults	Children	ICT only	Total	Afrikaans	English	isiXhosa	Non-fiction	Afrikaans	English			isiXhosa	Non-fiction	Periodicals	CDs	Videos		DVDs	Audiobooks	Cassettes		
Jamestown	445	239	24	708	2593	1230	0	491	5621	1922	44	446	108	32967	0	0	51	0	0	902				
Kayamandi	493	507	727	1727	564	360	88	1365	2171	5239	4276	1432	152	98747	0	0	149	0	0	4911				
Klapmuts	1028	2180	48	3256	7058	334	1	362	16288	4269	214	1008	313	99375	0	0	125	0	0	672				
Koelenhof	0	0	0	0	0	0	0	0	0	0	0	0	0	0	0	0	0	0	0	0				
Phiel	3030	0	0	0	769	0	0	75	555	349	0	58	47	1853	0	25	0	0	0	74				
Stellenbosch	1216	0	0	0	0	0	0	0	0	0	0	0	0	0	0	0	0	0	0	0				
Nagenaog Mini Library	735	535	0	1270	4351	1674	3	956	2024	1167	1	1850	1153	19335	126	1	661	0	0	291				
Pebbles Mini Library	9131	1178	810	11119	27455	21990	63	10325	24887	17484	356	6297	1607	81785	148	0	276	0	0	12482				
Total	897307	80079	3557	132047	293675	118099	650	57025	199028	108959	9284	34008	16936	1508030	1409	106	13795	70	6	57785				
Drakenstein Maximum	6500	0	0	0	1029	1360	371	647	0	0	0	0	197	3604	0	15	13	38	19	0				
Drakenstein Medium A	5649	169	0	169	1599	1761	953	1099	0	0	0	0	355	5767	0	0	0	0	0	0				
Drakenstein Medium B	8062	196	0	196	1588	1559	573	178	0	0	0	0	52	3950	0	0	0	0	0	0				
Hawequa	1119	79	0	79	627	522	321	256	6	0	1	4	0	1737	0	0	0	0	0	0				
Paarcbieberg	2653	75	0	75	1125	931	728	765	0	0	0	0	0	3549	0	0	0	0	0	0				
Voorberg Medium A	4920	65	0	65	864	686	165	470	0	10	393	156	0	2744	0	0	0	0	0	0				
Voorberg Medium B	5066	0	0	0	616	616	263	266	3	2	23	0	0	1789	0	0	0	0	0	0				
Depots	7	33969	584	0	7448	7435	3374	3681	9	12	417	160	604	23140	0	15	13	38	19	0				
Grand total	38	951276	80663	48411	3557	132631	50123	30123	125534	4024	60706	199037	108971	9711	34168	17540	860814	1508030	1424	119	15833	89	6	57785

12. SWELLENDAM

CONTROL AREA: CAPE WINELANDS AND OVERBERG										PERIOD: JANUARY TO DECEMBER 2019											
LIBRARY	Total book circulation	MEMBERSHIP				BOOK CIRCULATION						TOTAL	Gate counts	CIRCULATION OF AUDIOVISUAL MATERIAL					Circulation of ICT Computers		
		Adults	Children	ICT only	Total	ADULTS			CHILDREN					CDs	Videos	DVDs	Audiobooks	Cassettes			
						Afrikaans	English	isiXhosa	Non-fiction	Afrikaans	English									isiXhosa	Non-fiction
Langeberg Municipality																					
Ashbury	18990	275	364	0	659	5433	204	0	425	4532	814	27	132	123	0	0	0	0	0	0	2718
Ashton	30266	939	484	47	1470	14826	885	1	1278	6058	1468	0	948	840	8	0	34	0	0	0	5190
Bonnievale	34040	2553	1201	0	3754	18134	4114	6	990	4341	742	1	413	907	2	0	58	0	0	0	2918
Happy Valley	10112	1102	1123	0	2225	3662	304	6	445	4585	808	102	347	149	0	0	6	0	0	0	4151
Klaarvoogds Mini Library	4190	218	72	0	290	334	0	0	95	4540	804	0	119	0	0	0	0	0	0	0	99
Le Chasseur Mini Library (Wandisbeck)	10600	61	111	0	172	2194	966	0	1804	2810	1609	0	523	808	0	0	0	0	0	0	0
McGregor	11463	762	190	0	952	4292	807	0	323	2935	981	0	281	63	0	0	18	0	0	0	1519
Middelrivier Mini Library	3617	65	110	0	175	809	22	0	59	1535	301	0	73	196	0	0	0	0	0	0	0
Montagu	42996	1796	307	0	2103	16276	12542	1	2381	4237	1404	0	464	1598	7	0	80	0	0	0	1373
Mountainview	33475	1657	2533	0	4190	13876	274	0	641	8262	2225	51	685	622	28933	11	0	81	0	0	2764
Nikubela	2937	183	179	0	362	149	43	76	160	270	505	578	223	53	36712	0	0	0	0	0	4658
Robertson	112787	4142	1719	7	5868	40297	21769	2	9407	13393	6777	18	6751	4808	55188	671	1	2515	0	0	4762
Sunnyside	15155	659	934	3	1596	8817	197	0	776	3944	526	0	115	841	19763	0	0	22	0	0	2960
Vakkerstroom-Oos Mini Library	2093	54	47	0	101	874	1	0	32	1570	541	0	8	53	3079	0	0	0	0	0	117
Vakkerstroom-Wes Mini Library	3989	217	187	0	404	7427	961	0	2077	10128	8831	0	1802	301	31627	0	0	0	0	0	1936
Zolani	2401	81	74	0	155	857	156	96	651	231	216	61	130	33	2431	33307	0	0	0	0	2650
Cape Agulhas Municipality																					
Bredasdorp	75642	5710	695	0	6405	29951	18440	1	6063	8065	3349	0	1128	2552	81343	164	0	213	0	0	483
Elim	11408	435	130	0	565	6111	423	0	271	2064	420	0	359	625	19954	5	0	566	0	0	0
Klipdalle	2648	140	126	2	268	1229	56	4	175	2223	401	33	93	189	1931	0	0	2	0	0	283
Napier	14998	637	143	108	888	6908	3075	0	881	1210	257	0	87	583	21665	0	0	189	0	0	220
Nuwerus	6677	144	159	18	321	2726	271	0	85	1835	677	0	65	303	4905	0	0	0	0	0	271
Protien	3118	96	87	0	183	832	115	0	138	3455	313	8	309	206	3893	0	0	3	0	0	153

12. SWELLENDAM (continued)

CONTROL AREA: CAPE WINELANDS AND OVERBERG										PERIOD: JANUARY TO DECEMBER 2019										
LIBRARY	MEMBERSHIP				BOOK CIRCULATION						TOTAL	Gate counts	CIRCULATION OF AUDIOVISUAL MATERIAL							
	Total book circulation				ADULTS			CHILDREN					Periodicals	CDs	Videos	DVDs	Audiobooks	Cassettes	Circulation of ICT computers	
	Adults	Children	ICT only	Total	Afrikaans	English	isiXhosa	Non-fiction	Afrikaans	English										isiXhosa
Struisbaai	3141	538	0	3679	15241	5510	23	1141	7484	2011	237	740	1116	45311	4	0	52	0	0	0
Waerhuiskrans	200	140	0	340	2907	69	0	487	3248	689	8	466	317	6613	0	0	41	0	0	612
Welverdiend	1180	504	1	1685	12691	1172	2	842	4987	922	8	411	447	32890	2	0	23	0	0	287
Swellendam Municipality																				
Barrydale	884	720	49	1653	9551	5288	0	2982	14360	3909	95	1272	2129	25334	39	0	956	0	0	1803
Buffeljags River	102	63	0	165	1526	51	0	146	2344	329	1	293	175	10781	0	0	0	0	0	490
Malgas Mini Library	48	20	0	68	491	6	0	24	80	27	2	6	11	276	0	0	0	0	0	0
Railton	355	305	105	765	5946	200	5	276	10163	2939	638	349	215	48882	0	1	2	0	0	7301
Suurbraak	245	159	18	422	3444	688	0	263	2537	571	0	73	198	6410	0	0	21	0	0	1949
Swellendam	1313	511	24	1848	33426	18444	18	4883	11713	5063	19	2020	3216	22559	89	0	184	0	0	517
Vleiplaas Mini Library	20	51	0	71	2326	0	0	650	5555	1460	0	0	0	9591	0	0	0	0	0	0
Total	29414	14006	382	43802	273563	96953	241	40851	154694	51989	1887	20785	23677	673509	1002	2	5076	0	0	55884

13. TYGERBERG

CONTROL AREA: METROPOLE										PERIOD: JANUARY TO DECEMBER 2019												
LIBRARY	MEMBERSHIP				BOOK CIRCULATION						TOTAL	Gate counts	CIRCULATION OF AUDIOVISUAL MATERIAL									
	Total book circulation	Adults	Children	ICT only	Total	ADULTS			CHILDREN				CDs	Videos	DVDs	Audiobooks	Cassettes					
						Afrikaans	English	isiXhosa	Non-fiction	Afrikaans								English	isiXhosa	Non-fiction	Periodicals	
Tygerberg																						
Adrianees	44003	2018	1067	0	3085	977	4357	7	2301	3877	5778	4	741	405	27187	66120	151	10	2654	3	0	0
Belhar	29150	1226	658	0	1884	4862	6042	0	3305	2466	9293	10	1839	578	28395	72353	143	82	1991	0	0	0
Belville	35121	8499	1698	0	10197	60608	73203	241	37522	28668	59989	247	15953	4858	29289	319331	2093	20	8716	2702	0	0
Belville South	60147	1440	780	0	2220	19840	11435	0	4565	4373	9035	2	1667	2911	53828	78944	120	0	1620	13	0	0
Bishop Lavis	55653	1726	1330	0	3056	18777	10237	68	3138	6170	12184	105	1389	1930	53998	135417	103	7	2911	3	0	0
Bontekeuvel	44403	1951	1398	0	3349	10623	7520	2	3978	2813	11392	50	2197	2679	41254	253786	614	3	4695	4	0	0
Bothasig	129730	2333	564	0	2897	17374	46844	2	1164	6529	24913	49	2576	2560	112011	132520	198	0	2691	8	0	0
Delft	51405	2368	1165	0	3533	13678	8876	409	4964	4503	10364	719	1921	530	45964	297149	40	0	1931	0	0	0
Delft South	23644	1830	692	0	2522	5850	2868	488	3097	1841	6494	1751	1379	1993	25771	118801	323	20	1505	0	0	0
Durbanville	411315	7033	2794	0	9827	61857	94814	53	29749	75392	87036	183	22825	4639	376548	156687	1130	67	8867	949	0	0
Edgemead	193785	3312	1128	0	4440	19630	75205	3	13294	11716	50690	88	7659	4482	182767	76963	203	5	3406	158	0	0
Elsies River	45521	1398	1115	0	2513	21880	11559	2	4579	5935	10449	2	1269	1619	56994	118295	106	9	1054	18	0	0
Fisankraal	21386	841	432	0	1273	3990	699	279	1135	4564	6064	487	940	209	18367	106046	168	50	1607	0	0	0
Goodwood	128143	4014	992	0	5006	32063	40721	12	12074	5713	23218	14	4665	3623	122103	104042	601	203	3900	34	6	0
Harare Square	13841	1644	775	0	2419	42	1567	819	2616	143	4306	1555	1158	595	12801	152472	197	2	983	0	0	0
Huguenot Square	43857	1142	744	0	1886	10751	4050	0	2124	4198	6655	18	988	987	29771	82422	122	22	618	7	0	0
Khayelitsha	11531	1616	596	0	2212	175	1822	749	1525	200	4208	3217	426	220	12542	128186	89	4	357	7	0	0
Kulani	6397	731	455	0	1186	1	796	191	1002	81	1680	858	483	99	5191	101587	1	1	30	2	0	0
Kuyasa	15395	2556	622	0	3178	15	1835	631	3645	132	2700	1041	1565	827	12191	185957	375	0	783	5	0	0
Leonsdale	26150	655	501	0	1156	7728	2488	0	1456	4478	4743	0	712	634	22239	101253	11	35	2151	1	0	0
Masakhane	7698	1186	254	0	1440	323	810	300	1167	182	1488	306	238	261	5675	107479	40	2	166	0	0	0
Mfuleni	17124	1822	534	0	2356	1738	1698	310	4325	364	3073	899	535	137	13079	158123	56	2	448	0	0	0
Moses Mabhida	11483	1540	694	0	2234	133	974	474	1770	155	2306	1137	963	112	8024	140367	11	0	110	0	0	0
Nazarene Isaac	14726	842	360	0	1202	32	1804	745	2705	333	2886	2046	2326	24	12901	99426	1	1	95	0	0	0

13. TYGERBERG (continued)

LIBRARY		CONTROL AREA: METROPOLE										PERIOD: JANUARY TO DECEMBER 2019										
		MEMBERSHIP				BOOK CIRCULATION						TOTAL	Gate counts	CIRCULATION OF AUDIOVISUAL MATERIAL								
		Adults	Children	ICT only	Total	Afrikaans	English	isiXhosa	Non-fiction	Afrikaans	English			isiXhosa	Non-fiction	Periodicals	CDs	Videos	DVDs	Audiobooks	Cassettes	Circulation of ICT computers
	194746	4001	1237	0	5238	59837	38347	43	11909	12755	25178	44	5445	5007	158565	138153	491	83	5368	158	0	0
Ravensmead	46368	1166	930	0	2096	16172	8112	1	2651	3840	10333	14	1617	1491	44231	80358	93	0	1349	0	0	0
Tyger Valley	211353	4685	1158	0	5843	38682	58699	1	14247	35425	38278	86	8424	5820	198662	103706	22	24	970	35	0	0
Vaihalla Park	29904	766	639	0	1405	6212	4529	0	1812	3375	5417	20	994	869	23228	156545	95	14	1225	0	0	0
Total	2238979	64341	25312	0	89653	442290	521911	5840	188419	230221	440150	14952	92694	50099	1986576	3770488	7597	666	62201	4107	6	0
Goodwood Correctional Service	0	0	0	0	0	0	0	0	0	0	0	0	0	0	0	0	0	0	0	0	0	0
Hospital Street	3508	225	0	0	225	724	821	1	731	253	251	0	36	367	3184	0	25	1	124	8	0	0
Depots	3508	225	0	0	225	724	821	1	731	253	251	0	36	367	3184	0	25	1	124	8	0	0
Grand total	2245487	64566	25312	0	89878	443014	522732	5841	189150	230474	440401	14952	92730	50466	1989760	3770488	7622	667	62325	4115	6	0

14. VANRHYNSDORP

CONTROL AREA: WEST COAST										PERIOD: JANUARY TO DECEMBER 2019												
LIBRARY	Total book circulation	MEMBERSHIP				BOOK CIRCULATION						TOTAL	Gate counts	CIRCULATION OF AUDIOVISUAL MATERIAL								
		Adults	Children	ICT only	Total	ADULTS			CHILDREN					CDs	Videos	DVDs	Audiobooks	Cassettes				
						Afrikaans	English	isiXhosa	Non-fiction	Afrikaans	English								isiXhosa	Non-fiction	Periodicals	
Cederberg Municipality																						
Chrusdli	27721	848	510	0	1358	15813	1764	15	842	4784	1493	48	744	512	26015	0	4	0	112	0	0	334
Clanwilliam	25939	944	635	34	1613	14027	1771	1	733	3514	1214	8	381	973	22622	0	51	0	69	0	0	1018
Elandsbaai	7883	159	94	22	275	3597	326	93	234	1683	255	309	52	5	6554	0	52	0	201	0	0	206
Elandsbaai	0	37	79	0	116	322	98	0	41	671	151	0	99	0	1382	0	0	0	0	0	0	0
Graafwater	14054	371	573	0	944	7658	831	0	574	6134	1373	4	837	270	17681	0	6	0	56	0	0	33
Lambertsbaai / Bay	31174	619	404	0	1023	16035	3221	5	1034	3596	756	3	422	1248	26320	0	0	0	0	0	0	358
Algeria Mini Library	1973	36	28	0	64	562	4	0	47	511	116	2	123	248	1613	0	0	0	0	0	0	0
Matzikama Municipality																						
Bitterfontein	2837	51	7	0	58	1572	91	0	58	161	24	0	0	307	2213	4002	0	0	11	0	0	25
Doringbaai	6266	112	68	0	180	3184	138	0	89	432	185	0	37	54	4119	16189	0	0	0	0	0	0
Ebenhaeser	6903	70	34	0	104	2304	165	0	160	803	168	0	92	187	3879	9076	0	0	4	0	0	930
Eureka	16316	336	734	17	1087	8032	429	5	416	3124	868	13	189	93	13169	48498	2	0	8	0	0	5086
Klawer	22919	366	283	109	758	15891	1064	7	991	5206	1455	50	484	395	25543	58349	41	0	205	0	0	3097
Koekenaap	0	0	0	0	0	0	0	0	0	0	0	0	0	0	0	6473	0	0	0	0	0	0
Lutzville	27776	1047	216	0	1263	14527	2522	0	2107	7208	2223	6	1082	520	30195	41305	6	0	66	0	0	800
Nuwerus	2407	35	39	0	74	1110	33	0	48	1597	534	0	32	120	3474	0	0	0	0	0	0	0
Rietpoort	5168	57	16	0	73	699	40	0	20	167	24	0	8	150	1108	0	1	0	0	0	0	0
Tree Tree	8020	164	294	0	458	3524	174	0	226	4003	866	4	155	205	9157	49311	1	0	0	10	0	874
Ulkyk	8499	217	60	0	277	4678	111	1	549	1591	437	18	130	316	7831	67155	0	0	20	0	0	1020
Vanrhynsdorp	18026	431	76	0	507	12371	2001	0	604	2152	671	0	268	602	18669	0	3	0	16	0	0	1249
Vredendal	56108	1422	539	0	1961	27397	4560	0	2110	11229	3793	2	1087	1302	51480	40605	53	0	73	0	0	1621
Kliprand Mini Library	2199	37	39	0	76	246	0	0	11	777	134	0	16	25	1209	0	0	0	0	0	0	0
Molslei Mini Library	1233	29	29	0	58	822	2	0	28	275	27	0	9	131	1294	0	0	0	13	0	0	0
Stefraal Mini Library	333	13	15	0	28	233	21	0	15	83	6	0	0	4	362	0	0	0	0	0	0	0
Total	293754	7401	4772	182	12355	154604	19366	127	10937	59701	16773	467	6247	7667	275889	355563	220	0	854	10	0	16651
Wuppertal	11927	140	220	0	360	3298	372	0	412	3661	2280	143	407	668	11241	0	61	0	135	0	0	0
Depots	11927	140	220	0	360	3298	372	0	412	3661	2280	143	407	668	11241	0	61	0	135	0	0	0
Grand total	506681	7541	4982	182	12715	157902	19738	127	11349	63362	19033	610	6654	8335	287150	355563	281	0	989	10	0	16651

15. WORCESTER

CONTROL AREA: CAPE WINELANDS AND OVERBERG												PERIOD: JANUARY TO DECEMBER 2019										
LIBRARY	Total book circulation	MEMBERSHIP				ADULTS				CHILDREN				TOTAL	Gate counts	CIRCULATION OF AUDIOVISUAL MATERIAL						
		Adults	Children	ICT only	Total	Afrikaans	English	isiXhosa	Non-fiction	Afrikaans	English	isiXhosa	Non-fiction			Periodicals	CDs	Videos	DVDs	Audiobooks	Cassettes	Circulation of ICT Computers
Breede Valley Municipality																						
Avian Park	21288	476	729	460	1665	8774	575	9	612	3604	1136	186	389	341	41349	0	0	0	0	0	1486	
De Doorns	30434	1683	1571	396	3650	1181	1490	62	976	7083	1871	603	545	549	19332	2	0	76	1	0	6400	
Eselen	30709	1568	565	182	2315	18033	1897	0	649	2728	1002	0	159	403	24871	5	0	3	1	0	4765	
Goudini	28160	779	469	257	1505	13990	3136	0	944	6050	1824	10	566	561	27081	6	1	22	0	0	639	
Steenvliet	14858	429	780	237	1446	7178	314	0	438	8233	2238	0	510	398	19309	0	0	0	0	0	3105	
Touwsrivier	28734	837	737	165	1739	12387	1364	0	1187	6172	1434	13	759	1420	24736	9	0	108	1	0	5086	
Worcester	118015	5260	4122	1650	11032	50216	15879	1	4975	19734	1132	33	3819	2712	108501	17	0	88	14	0	8629	
Zwelitamba	4215	949	1017	328	2294	660	266	243	624	267	528	442	59	116	3205	0	0	0	0	0	3601	
Fairhills	2028	82	278	0	360	378	23	0	14	362	43	1	50	0	871	0	0	0	0	0	56	
Hexvallei	1808	167	331	1	499	364	3	0	11	293	66	12	2	35	786	1011	0	0	0	0	717	
Overhex	1468	48	23	0	71	288	0	0	0	1159	314	0	6	0	1767	871	0	0	0	0	0	
Sandhills	5927	406	472	4	882	1117	24	4	104	2175	727	197	265	238	4851	0	0	0	0	0	325	
Slanghoek	4286	25	237	5	267	375	29	0	35	1645	451	30	70	1	2636	10458	6	0	0	1	58	
Witzenberg Municipality																						
Bella Vista	15239	1649	2598	0	4247	18702	684	0	1034	15673	3582	0	106	34	40815	0	0	22	0	0	0	
Ceres	87737	3855	3767	207	7829	2898	1180	0	401	1605	537	7	190	95	6913	10069	9	0	35	0	0	
Montana	22391	1632	1605	90	3327	13684	553	2	470	7162	1462	4	465	695	24497	42386	0	0	0	0	454	
Nduili	8755	603	827	0	1430	759	418	422	252	3140	2786	4435	227	23	12462	26058	0	0	0	0	0	
Rietvallei	29099	755	1204	0	1959	29048	5884	0	1798	10104	2448	12	1740	905	51939	57998	17	0	2	3	398	
Tulbagh	21284	1582	2000	16	3598	14817	2554	62	1203	4458	1389	103	912	203	25701	36707	10	0	57	0	1845	
Witzenville	24867	415	568	2	985	17778	371	6	649	8571	3246	6	497	133	31257	22617	0	0	0	0	1363	
Wolseley	29414	612	472	80	1164	23984	3652	130	886	7140	1272	235	745	671	38715	43176	14	0	191	3	1053	
Op die Berg	14147	676	810	10	1496	7496	332	18	547	5995	1548	194	339	1323	17792	26049	0	0	0	0	2336	
Prins Alfred Hamlet	22865	564	640	455	1659	17069	2147	18	644	6993	1876	103	520	560	29930	28768	0	0	1	0	2033	
Laaste Drift	4884	23	72	0	95	587	7	0	21	4541	169	0	99	0	5424	0	0	0	0	0	0	
Witzen Valley	0	49	110	0	159	679	8	10	133	2041	281	38	159	0	3349	0	0	0	0	0	0	
Total	572592	25124	26004	4545	55673	272442	42790	987	18607	136928	43382	6664	14198	11416	547394	603684	95	1	605	24	0	44349

15. WORCESTER (continued)

CONTROL AREA: CAPE WINELANDS AND OVERBERG										PERIOD: JANUARY TO DECEMBER 2019																	
LIBRARY	Total book circulation	MEMBERSHIP								Total	BOOK CIRCULATION								TOTAL	Gate counts	CIRCULATION OF AUDIOVISUAL MATERIAL					Circulation of ICT computers	
		Adults	Children	ICT only	Total	ADULTS					CHILDREN				CDs	Videos	DVDs	Audiobooks			Cassettes						
						Afrikaans	English	isiXhosa	Non-fiction		Afrikaans	English	isiXhosa	Non-fiction													
Brandvllei Maximum Correctional Services	3703	81	0	0	81	690	903	371	834	10	8	13	43	0	0	0	0	0	0	0	0	0	0	0	0	0	0
Brandvllei Medium Correctional Services	2346	80	0	0	80	767	635	368	373	219	207	79	113	0	0	0	0	0	0	0	0	0	0	0	0	0	0
Brandvllei Youth Correctional Services	7876	171	0	0	171	921	731	472	584	659	548	540	700	241	0	0	0	0	0	0	0	0	0	0	0	0	0
De la Bat	25477	108	215	0	323	4838	1247	0	2006	5159	2069	0	3184	0	18503	0	0	0	0	0	0	0	0	0	0	0	0
Obliqua Correctional Services	8444	103	0	0	103	1438	484	748	649	124	48	22	1177	0	4690	0	0	0	0	0	0	0	0	0	0	0	0
Pionier Braille	7402	374	280	0	654	1092	476	0	75	1099	567	32	224	0	3565	0	0	0	0	0	0	0	0	0	0	0	0
Depots	6	55248	917	495	0	1412	9746	4476	1959	7270	3447	686	5441	241	37787	0	0	0	0	0	0	0	0	0	0	0	0
Grand total	31	627840	26041	26499	4545	57085	282188	47266	2946	23128	144198	48809	7350	11657	585181	603684	95	1	605	24	0	0	0	0	0	0	44349

CONTROL AREA SUMMARY

CONTROL AREA: CAPE WINELANDS AND OVERBERG										PERIOD: JANUARY TO DECEMBER 2019												
Region	Total book circulation	MEMBERSHIP				Total book circulation	BOOK CIRCULATION								TOTAL	Gate counts	CIRCULATION OF AUDIOVISUAL MATERIAL					Circulation of ICT computers
		Adults	Children	ICT only	Total		ADULTS				CHILDREN						CDs	Videos	DVDs	Audiobooks	Cassettes	
							Afrikaans	English	isiXhosa	Non-fiction	Afrikaans	English	isiXhosa	Non-fiction								
Cape Winelands and Overberg	88	74042	47061	6066	127169	854658	551604	4773	122471	385553	151186	10511	59352	68323	2008231	1458441	2328	14	11441	68	806	133456
Eden and Central/Karoo	84	107357	57302	8006	172865	796288	373430	1983	127156	308342	151507	11236	44948	71472	1886362	1815064	2117	18	9929	460	13	161578
Metropole	110	219908	99922	3373	323203	1354554	2149440	12498	743854	648015	1867675	41741	335217	165626	7318620	11699110	36302	3507	287955	20549	745	0
West Coast	96	2208940	114057	69684	189975	890958	252470	4502	112716	400515	182542	11291	78541	55489	1989024	3549844	3337	136	17395	99	6	145789
Total	378	14502783	515364	273969	23679	3896458	3126944	23756	1106197	1742225	2352910	74779	518058	360910	13202237	18522456	44084	3875	326720	21176	1570	440823



www.westerncape.gov.za/library



**Western Cape
Government**

Cultural Affairs and Sport